

---

# Office of the Refugee Applications Commissioner

---



## Monthly statistical report May 2014

### Contents

#### Page 1

- Overview of applications

#### Page 2

- Activity breakdown for May, 2014

#### Page 3

- Cases processed to completion for 2002 to 2014

#### Page 4

- Applications received and cases processed to completion which are subject to a Ministerial Prioritisation Directive under section 12 of the Refugee Act, 1996.

#### Page 5

- Applications for asylum (top 5 nationalities)

#### Page 6

- Family Reunification data

Table 1 - Activity from 20/11/2000

Applications	Pre 2003	2003	2004	2005	2006	2007	2008	2009	2010	2011	2012	2013	2014	Total
New applications for a declaration as a refugee	*11598	7,483	4,265	4,304	4,241	3,933	3,807	2,660	1,918	1,282	940	938	488	36,259
Re-applications for a declaration as a refugee	*36	417	501	19	73	52	59	29	21	8	16	8	4	1,207
<b>Total applications for a declaration as a refugee</b>	<b>*11634</b>	<b>7,900</b>	<b>4,766</b>	<b>4,323</b>	<b>4,314</b>	<b>3,985</b>	<b>3,866</b>	<b>2,689</b>	<b>1,939</b>	<b>1,290</b>	<b>956</b>	<b>946</b>	<b>492</b>	<b>37,466</b>
Balance of applications awaiting a recommendation from 17/11/00	9,427													
Applications received from 20/11/00	23,091	7,900	4,766	4,323	4,314	3,985	3,866	2,689	1,939	1,290	956	946	492	60,557
Decisions returned for processing	293	36	147	184	213	122	134	130	114	69	53	2	0	1,497
Previous DII determinations where transfer completed [Deemed Withdrawn S22(8)]	0	0	0	3	8	80	266	227	147	96	77	65	0	969
<b>No. of applications processed since 20/11/00</b>	<b>32,810</b>	<b>7,936</b>	<b>4,913</b>	<b>4,506</b>	<b>4,526</b>	<b>4,106</b>	<b>4,000</b>	<b>2,819</b>	<b>2,053</b>	<b>1,359</b>	<b>1,002</b>	<b>917</b>	<b>172</b>	<b>71,119</b>
<i>Unprocessable</i>	<i>1</i>	<i>0</i>	<i>0</i>	<i>1</i>	<i>1</i>	<i>0</i>	<i>0</i>	<i>0</i>	<i>0</i>	<i>0</i>	<i>0</i>	<i>1</i>	<i>0</i>	<i>4</i>
<b>No. of applications outstanding</b>	<b>0</b>	<b>0</b>	<b>0</b>	<b>0</b>	<b>0</b>	<b>1</b>	<b>0</b>	<b>0</b>	<b>0</b>	<b>0</b>	<b>7</b>	<b>30</b>	<b>320</b>	<b>358</b>

It should be noted that the above figures refer to the year in which the application was lodged and NOT to the year in which it was processed. These statistics reflect activity since the implementation of the Refugee Act 1996 (as amended) on 17/11/2000.

Processing of Outstanding Applications

All adult applicants are scheduled for interview. In May 119 interviews were scheduled. Excluding interviews postponed, applicants attended in 83.9% of cases.

Decisions Returned for Processing

These are EU Dublin II Regulation cases in which their transfers have expired and which have therefore been returned to ORAC for further processing.

The total number of cases returned for processing in 2014 is 39 as at 31st of May.

\*2002 only

Table 2 - Activity breakdown for May 2014

**Applications**

New applications for a declaration as a refugee	105
Re-applications for a declaration as a refugee	1
<b>Total applications for a declaration as a refugee</b>	<b>106</b>

**Outcomes**

Recommendations to grant an applicant refugee status	8
Recommendation to refuse an applicant refugee status	
▪ Where section 13(4)(b) applies	46
▪ Where section 13(5) applies	4
	- Withdrawn 6
▪ Where section 13(2) applies	- Deemed Withdrawn 18
	- Total 24
▪ Where section 22(8) applies	1
▪ Determinations made under the EU Dublin II Regulation	0
Unprocessable	0
Amendment / Adjustment	0
<b>Total outcomes</b>	<b>83</b>

**Additional activity**

Applications returned for processing	9
Recommendations withdrawn/reviewed	2
Previous DII determinations where transfer completed [Deemed Withdrawn s.22(8)]	1
<b>Total additional cases</b>	<b>12</b>

Table 3 - Cases Processed to Completion [2002 to 2014 (31/05)]

	2002	2003	2004	2005	2006	2007	2008	2009	2010	2011	2012	2013	2014
Positive recommendations	894	345	430	455	397	376	295	97	24	61	67	128	48
Negative recommendations following interview	5,965	5,461	4,906	3,952	3,249	2,621	2,942	2,612	1,309	1,050	700	582	269
Other negative recommendations and cases withdrawn	7,565	3,509	1,562	835	598	811	964	797	596	480	287	252	106
Determinations made under the Dublin Convention / EU Dublin II Regulation	191	237	243	439	540	368	385	402	263	243	144	160	21
Unprocessable	586	-911	-20	1	0	-24	-1	0	0	0	0	1	0
Amendment/Adjustment							-4						
<b>Total</b>	<b>15,201</b>	<b>8,641</b>	<b>7,121</b>	<b>5,682</b>	<b>4,784</b>	<b>4,152</b>	<b>4,581</b>	<b>3,908</b>	<b>2,192</b>	<b>1,834</b>	<b>1,198</b>	<b>1,123</b>	<b>444</b>

It should be noted that the above figures refer to the year in which the outcomes were made, and not to the year in which the applications were lodged.

Table 4

Applications received and cases processed to completion which are subject to a Ministerial prioritisation directive under Section 12 of the Refugee Act 1996 - May 2014

**Applications**

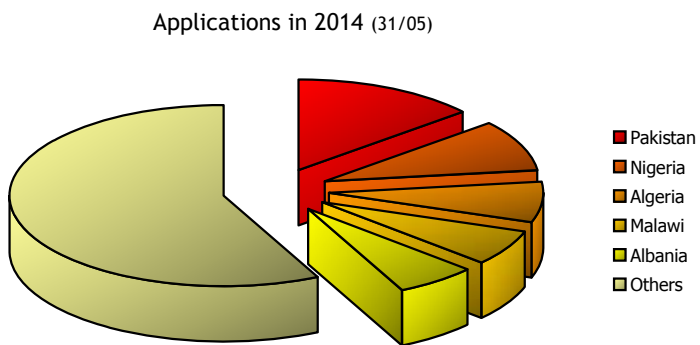
**Total applications for a declaration as a refugee** **5**

---

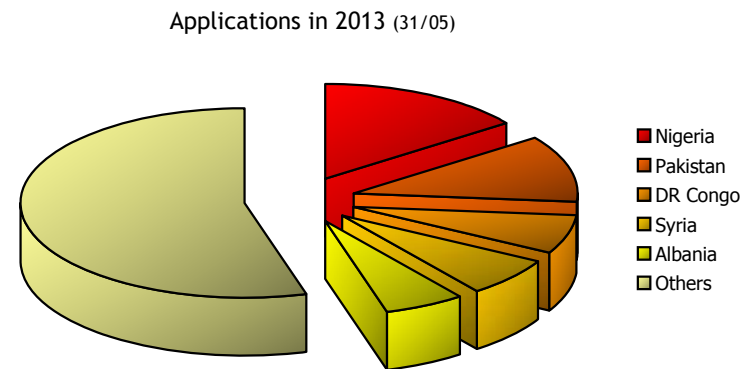
**Outcomes**

Recommendations to grant an applicant refugee status	0	
Recommendation to refuse an applicant refugee status		
▪ Where section 13(4)(b) applies	4	
▪ Where section 13(5) applies	1	
	- Withdrawn	0
▪ Where section 13(2) applies	- Deemed Withdrawn	0
	- Total	0
▪ Where section 22(8) applies	0	
▪ Determinations made under the EU Dublin II Regulation	0	
Unprocessable	0	
<b>Total outcomes</b>	<b>5</b>	

Table 5 - Applications for a declaration to be a refugee (top 5 nationalities)



Nationality	Applications	% of total
Pakistan	68	13.8
Nigeria	45	9.1
Algeria	36	7.3
Malawi	31	6.3
Albania	31	6.3
Others	281	57.1
Total	492	100.0



Nationality	Applications	% of total
Nigeria	60	15.0
Pakistan	45	11.3
DR Congo	27	6.8
Syria	27	6.8
Albania	23	5.8
Others	218	54.5
Total	400	100.0

**Table 6 - Family Reunification**


Monthly / Year-to-date activity

	May		2014	
	Applications	Dependants	Applications	Dependants
Family Reunification files received by ORAC	21	33	72	138
Family Reunification files returned to the Minister	8	11	57	101

Applications outstanding as at 31 May: 76


**Table 7 - Family Reunification files received [Top 5 Nationalities]**

Applications in 2014 (31/05)



Nationality	Applications	% of total
Afghanistan	12	16.7
Sudan	11	15.3
DR Congo	6	8.3
Syria	5	6.9
Somalia	5	6.9
Others	21	29.2
Total	72	100.0

Applications in 2013 (31/05)



Nationality	Applications	% of total
Somalia	15	21.1
Afghanistan	10	14.1
Sudan	8	11.3
Nigeria	6	8.5
Egypt	4	5.6
Others	23	32.4
Total	71	100.0