
Office of the Refugee Applications Commissioner



Monthly statistical report April 2014

Contents

Page 1

- Overview of applications

Page 2

- Activity breakdown for April, 2014

Page 3

- Cases processed to completion for 2002 to 2014

Page 4

- Applications received and cases processed to completion which are subject to a Ministerial Prioritisation Directive under section 12 of the Refugee Act, 1996.

Page 5

- Applications for asylum (top 5 nationalities)

Page 6

- Family Reunification data

Table 1 - Activity from 20/11/2000

Applications	Pre 2003	2003	2004	2005	2006	2007	2008	2009	2010	2011	2012	2013	2014	Total
New applications for a declaration as a refugee	*11598	7,483	4,265	4,304	4,241	3,933	3,807	2,660	1,918	1,282	940	938	383	36,154
Re-applications for a declaration as a refugee	*36	417	501	19	73	52	59	29	21	8	16	8	3	1,206
Total applications for a declaration as a refugee	*11634	7,900	4,766	4,323	4,314	3,985	3,866	2,689	1,939	1,290	956	946	386	37,360
Balance of applications awaiting a recommendation from 17/11/00	9,427													
Applications received from 20/11/00	23,091	7,900	4,766	4,323	4,314	3,985	3,866	2,689	1,939	1,290	956	946	386	60,451
Decisions returned for processing	293	36	147	184	213	122	134	130	114	69	44	2	0	1,488
Previous DII determinations where transfer completed [Deemed Withdrawn S22(8)]	0	0	0	3	8	80	266	227	147	96	77	64	0	968
No. of applications processed since 20/11/00	32,810	7,936	4,913	4,506	4,526	4,107	4,000	2,819	2,053	1,359	996	908	106	71,039
<i>Unprocessable</i>	<i>1</i>	<i>0</i>	<i>0</i>	<i>1</i>	<i>1</i>	<i>0</i>	<i>0</i>	<i>0</i>	<i>0</i>	<i>0</i>	<i>0</i>	<i>1</i>	<i>0</i>	<i>4</i>
No. of applications outstanding	0	0	0	0	0	0	0	0	0	0	4	39	280	323

It should be noted that the above figures refer to the year in which the application was lodged and NOT to the year in which it was processed. These statistics reflect activity since the implementation of the Refugee Act 1996 (as amended) on 17/11/2000.

Processing of Outstanding Applications

All adult applicants are scheduled for interview. In April 104 interviews were scheduled. Excluding interviews postponed, applicants attended in 78.6% of cases.

Decisions Returned for Processing

These are EU Dublin II Regulation cases in which their transfers have expired and which have therefore been returned to ORAC for further processing.

The total number of cases returned for processing in 2014 is 30 as at 30th of April.

*2002 only

Table 2 - Activity breakdown for April 2014

Applications

New applications for a declaration as a refugee	93
Re-applications for a declaration as a refugee	2
Total applications for a declaration as a refugee	95

Outcomes

Recommendations to grant an applicant refugee status	11		
Recommendation to refuse an applicant refugee status			
▪ Where section 13(4)(b) applies	44		
▪ Where section 13(5) applies	5		
	- Withdrawn	3	
▪ Where section 13(2) applies		- Deemed Withdrawn	18
		- Total	21
▪ Where section 22(8) applies	3		
▪ Determinations made under the EU Dublin II Regulation	1		
Unprocessable	0		
Amendment / Adjustment	0		
Total outcomes	85		

Additional activity

Applications returned for processing	5
Recommendations withdrawn/reviewed	3
Previous DII determinations where transfer completed [Deemed Withdrawn s.22(8)]	3
Total additional cases	11

Table 3 - Cases Processed to Completion [2002 to 2014 (30/04)]

	2002	2003	2004	2005	2006	2007	2008	2009	2010	2011	2012	2013	2014
Positive recommendations	894	345	430	455	397	376	295	97	24	61	67	128	39
Negative recommendations following interview	5,965	5,461	4,906	3,952	3,249	2,621	2,942	2,612	1,309	1,050	700	582	220
Other negative recommendations and cases withdrawn	7,565	3,509	1,562	835	598	811	964	797	596	480	287	252	81
Determinations made under the Dublin Convention / EU Dublin II Regulation	191	237	243	439	540	368	385	402	263	243	144	160	21
Unprocessable	586	-911	-20	1	0	-24	-1	0	0	0	0	1	0
Amendment/Adjustment							-4						
Total	15,201	8,641	7,121	5,682	4,784	4,152	4,581	3,908	2,192	1,834	1,198	1,123	361

It should be noted that the above figures refer to the year in which the outcomes were made, and not to the year in which the applications were lodged.

Table 4

Applications received and cases processed to completion which are subject to a Ministerial prioritisation directive under Section 12 of the Refugee Act 1996 - April 2014

Applications


Total applications for a declaration as a refugee **3**

Outcomes

Recommendations to grant an applicant refugee status	0	
Recommendation to refuse an applicant refugee status		
▪ Where section 13(4)(b) applies	6	
▪ Where section 13(5) applies	0	
	- Withdrawn	0
▪ Where section 13(2) applies	- Deemed Withdrawn	1
	- Total	1
▪ Where section 22(8) applies	0	
▪ Determinations made under the EU Dublin II Regulation	0	
Unprocessable	0	
Total outcomes	7	


Table 5 - Applications for a declaration to be a refugee (top 5 nationalities)

Applications in 2014 (30/04)



Nationality	Applications	% of total
Pakistan	43	11.1
Nigeria	36	9.3
Albania	28	7.3
Zimbabwe	27	7.0
Algeria	24	6.2
Others	228	59.1
Total	386	100.0

Applications in 2013 (30/04)



Nationality	Applications	% of total
Nigeria	52	16.3
Pakistan	37	11.6
Syria	24	7.5
Albania	20	6.3
DR Congo	18	5.6
Others	169	52.8
Total	320	100.0

Table 6 - Family Reunification


Monthly / Year-to-date activity

	April		2014	
	Applications	Dependants	Applications	Dependants
Family Reunification files received by ORAC	11	23	51	105
Family Reunification files returned to the Minister	7	18	49	90

Applications outstanding as at 30 April: 63

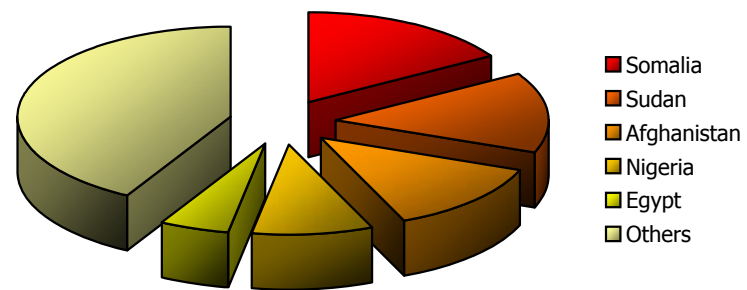
Table 7 - Family Reunification files received [Top 5 Nationalities]

Applications in 2014 (30/04)



Nationality	Applications	% of total
Afghanistan	9	17.6
Sudan	7	13.7
DR Congo	6	11.8
Syria	4	7.8
Somalia	4	7.8
Others	21	41.2
Total	51	100.0

Applications in 2013 (30/04)



Nationality	Applications	% of total
Somalia	9	16.4
Sudan	8	14.5
Afghanistan	7	12.7
Nigeria	5	9.1
Egypt	3	5.5
Others	23	41.8
Total	55	100.0