
Office of the Refugee Applications Commissioner



Monthly statistical report March 2014

Contents

Page 1

- Overview of applications

Page 2

- Activity breakdown for March, 2014

Page 3

- Cases processed to completion for 2002 to 2014

Page 4

- Applications received and cases processed to completion which are subject to a Ministerial Prioritisation Directive under section 12 of the Refugee Act, 1996.

Page 5

- Applications for asylum (top 5 nationalities)

Page 6

- Family Reunification data

Table 1 - Activity from 20/11/2000

Applications	Pre 2003	2003	2004	2005	2006	2007	2008	2009	2010	2011	2012	2013	2014	Total
New applications for a declaration as a refugee	*11598	7,483	4,265	4,304	4,241	3,933	3,807	2,660	1,918	1,282	940	938	290	36,061
Re-applications for a declaration as a refugee	*36	417	501	19	73	52	59	29	21	8	16	8	1	1,204
Total applications for a declaration as a refugee	*11634	7,900	4,766	4,323	4,314	3,985	3,866	2,689	1,939	1,290	956	946	291	37,265
Balance of applications awaiting a recommendation from 17/11/00	9,427													
Applications received from 20/11/00	23,091	7,900	4,766	4,323	4,314	3,985	3,866	2,689	1,939	1,290	956	946	291	60,356
Decisions returned for processing	293	36	147	184	213	122	134	130	114	69	40	1	0	1,483
Previous DII determinations where transfer completed [Deemed Withdrawn S22(8)]	0	0	0	3	8	80	266	227	147	96	77	61	0	965
No. of applications processed since 20/11/00	32,810	7,936	4,913	4,506	4,526	4,107	4,000	2,819	2,051	1,359	990	887	56	70,960
<i>Unprocessable</i>	<i>1</i>	<i>0</i>	<i>0</i>	<i>1</i>	<i>1</i>	<i>0</i>	<i>0</i>	<i>0</i>	<i>0</i>	<i>0</i>	<i>0</i>	<i>1</i>	<i>0</i>	<i>4</i>
No. of applications outstanding	0	0	0	0	0	0	0	0	2	0	6	59	235	302

It should be noted that the above figures refer to the year in which the application was lodged and NOT to the year in which it was processed. These statistics reflect activity since the implementation of the Refugee Act 1996 (as amended) on 17/11/2000.

Processing of Outstanding Applications

All adult applicants are scheduled for interview. In March 129 interviews were scheduled. Excluding interviews postponed, applicants attended in 78.6% of cases.

Decisions Returned for Processing

These are EU Dublin II Regulation cases in which their transfers have expired and which have therefore been returned to ORAC for further processing.

The total number of cases returned for processing in 2014 is 25 as at 31st of March.

*2002 only

Table 2 - Activity breakdown for March 2014

Applications

New applications for a declaration as a refugee	109
Re-applications for a declaration as a refugee	0
Total applications for a declaration as a refugee	109

Outcomes

Recommendations to grant an applicant refugee status	18	
Recommendation to refuse an applicant refugee status		
▪ Where section 13(4)(b) applies	38	
▪ Where section 13(5) applies	6	
	- Withdrawn	3
▪ Where section 13(2) applies	- Deemed Withdrawn	15
	- Total	18
▪ Where section 22(8) applies	5	
▪ Determinations made under the EU Dublin II Regulation	1	
Unprocessable	0	
Amendment / Adjustment	0	
Total outcomes	86	

Additional activity

Applications returned for processing	6
Recommendations withdrawn/reviewed	4
Previous DII determinations where transfer completed [Deemed Withdrawn s.22(8)]	5
Total additional cases	15

Table 3 - Cases Processed to Completion [2002 to 2014 (31/03)]

	2002	2003	2004	2005	2006	2007	2008	2009	2010	2011	2012	2013	2014
Positive recommendations	894	345	430	455	397	376	295	97	24	61	67	128	28
Negative recommendations following interview	5,965	5,461	4,906	3,952	3,249	2,621	2,942	2,612	1,309	1,050	700	582	171
Other negative recommendations and cases withdrawn	7,565	3,509	1,562	835	598	811	964	797	596	480	287	252	57
Determinations made under the Dublin Convention / EU Dublin II Regulation	191	237	243	439	540	368	385	402	263	243	144	160	20
Unprocessable	586	-911	-20	1	0	-24	-1	0	0	0	0	1	0
Amendment/Adjustment							-4						
Total	15,201	8,641	7,121	5,682	4,784	4,152	4,581	3,908	2,192	1,834	1,198	1,123	276

It should be noted that the above figures refer to the year in which the outcomes were made, and not to the year in which the applications were lodged.

Table 4

Applications received and cases processed to completion which are subject to a Ministerial prioritisation directive under Section 12 of the Refugee Act 1996 - March 2014

Applications


Total applications for a declaration as a refugee 3

Outcomes

Recommendations to grant an applicant refugee status	0	
Recommendation to refuse an applicant refugee status		
▪ Where section 13(4)(b) applies	7	
▪ Where section 13(5) applies	0	
	- Withdrawn	0
▪ Where section 13(2) applies	- Deemed Withdrawn	1
	- Total	1
▪ Where section 22(8) applies	0	
▪ Determinations made under the EU Dublin II Regulation	0	
Unprocessable	0	
Total outcomes	8	


Table 5 - Applications for a declaration to be a refugee (top 5 nationalities)

Applications in 2014 (31/03)



Nationality	Applications	% of total
Pakistan	33	11.3
Nigeria	30	10.3
Zimbabwe	22	7.6
Albania	21	7.2
Algeria	17	5.8
Others	168	57.7
Total	291	100.0

Applications in 2013 (31/03)



Nationality	Applications	% of total
Nigeria	37	16.2
Syria	22	9.6
Pakistan	17	7.5
Albania	15	6.6
DR Congo	12	5.3
Others	125	54.8
Total	228	100.0

Table 6 - Family Reunification

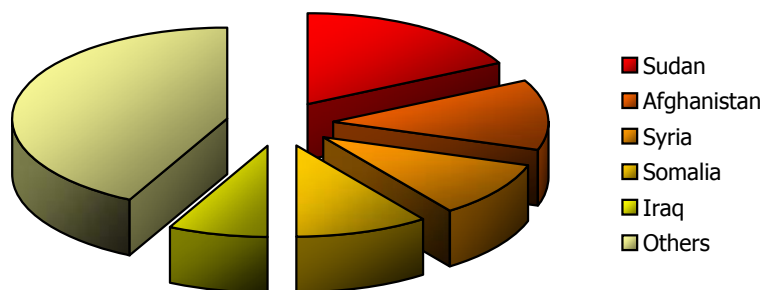
Monthly / Year-to-date activity

	March		2014	
	Applications	Dependants	Applications	Dependants
Family Reunification files received by ORAC	14	29	40	82
Family Reunification files returned to the Minister	14	29	42	72

Applications outstanding as at 31 March: 59

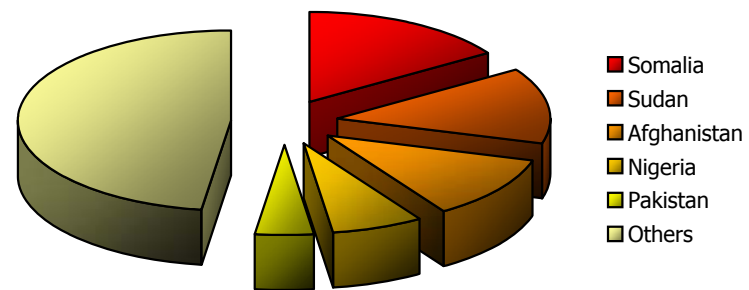
Table 7 - Family Reunification files received [Top 5 Nationalities]

Applications in 2014 (31/03)



Nationality	Applications	% of total
Sudan	7	17.5
Afghanistan	5	12.5
Syria	4	10.0
Somalia	4	10.0
Iraq	3	7.5
Others	17	42.5
Total	40	100.0

Applications in 2013 (31/03)



Nationality	Applications	% of total
Somalia	7	15.9
Sudan	6	13.6
Afghanistan	5	11.4
Nigeria	3	6.8
Pakistan	2	4.5
Others	21	47.7
Total	44	100.0