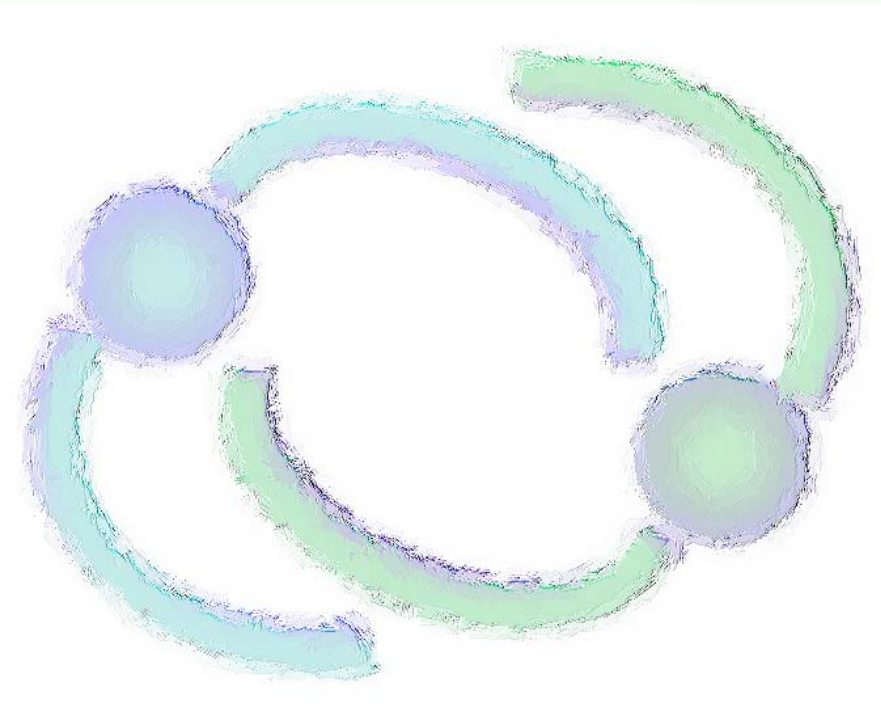


Office of the Refugee Applications Commissioner

Monthly statistics

January, 2009 issue



Tables

1. Overview of Applications .
2. Activity breakdown for January, 2009.
3. Cases Processed to Completion for 2002 to 2009
4. Applications received and cases processed to completion which are subject to a Ministerial prioritisation directive under Section 12 of the Refugee Act.
5. Applications for Asylum (top 5 nationalities).
6. Family Reunification Breakdown.
7. Family Reunification (top 5 nationalities).

**Asylum Applications. The Office of the Refugee Applications Commissioner.
Activity from 20/11/2000**

Table 1

| | Pre 2003 | 2003 | 2004 | 2005 | 2006 | 2007 | 2008 | 2009 | Total |
|--|---------------|--------------|--------------|--------------|--------------|--------------|--------------|------------|---------------|
| Applications | | | | | | | | | |
| No. of new applications for a declaration as a refugee | *11598 | 7483 | 4265 | 4304 | 4241 | 3933 | 3807 | 252 | |
| No of re-applications for a declaration as a refugee | *36 | 417 | 501 | 19 | 73 | 52 | 59 | 2 | |
| Total No. of applications for a declaration as a refugee | *11634 | 7900 | 4766 | 4323 | 4314 | 3985 | 3866 | 254 | |
| Balance of applications awaiting a recommendation from 17/11/00 | 9,427 | | | | | | | | 9427 |
| Applications received from 20/11/00 | 23091 | 7900 | 4766 | 4323 | 4314 | 3985 | 3866 | 254 | 52499 |
| Decisions returned for processing | 293 | 36 | 145 | 178 | 205 | 41 | 0 | 0 | 898 |
| Previous DII determinations where transfer completed [Deemed Withdrawn S22(8)] | 0 | 0 | 0 | 0 | 6 | 77 | 202 | 0 | 285 |
| No. of applications processed since 20/11/00 | 32,810 | 7,936 | 4,909 | 4,497 | 4,516 | 4,081 | 3,214 | 22 | 61,985 |
| <i>Unprocessable</i> | <i>1</i> | <i>0</i> | <i>0</i> | <i>1</i> | <i>1</i> | <i>0</i> | <i>0</i> | <i>0</i> | 3 |
| No. of applications outstanding | 0 | 0 | 2 | 3 | 8 | 22 | 854 | 232 | 1,121 |

It should be noted that the above figures refer to the year in which the application was lodged and NOT to the year in which it was processed. These statistics reflect activity since the implementation of the Refugee Act 1996 (as amended) on 17/11/2000

Processing of Outstanding Applications

All adult applicants are scheduled for interview. In January, 486 interviews were scheduled.
Excluding interviews postponed by ORAC, applicants attended in 86.4% of cases.

Decisions Returned for Processing

These are Dublin II Regulation cases in which their transfers have expired and which have therefore been returned to ORAC for further processing.

The total number of cases returned for processing in 2009 is 8 as at 31st January.

*2002 only

Activity breakdown for January, 2009

Table 2

| | |
|---|-------------------|
| Total Applications for a declaration as a refugee | <u>254</u> |
| <i>New applications for a declaration as a refugee</i> | 252 |
| <i>Re-applications for a declaration as a refugee</i> | 2 |
| | |
| Total Cases Completed | <u>378</u> |
| <u>These are broken down as follows:</u> | |
| <i>Recommendations to declare applicant to be a refugee</i> | 6 |
| <u>Recommendation to refuse applicant a declaration to be a refugee:</u> | |
| > <i>Where Section 13(4)(b) applies</i> | 224 |
| > <i>Where Section 13(5) applies</i> | 55 |
| > <u>Where Section 13(2) applies</u> | |
| - <i>Withdrawn</i> | 8 |
| - <i>Deemed Withdrawn</i> | 44 |
| > <i>Where Section 22(8) applies</i> | 16 |
| <i>Determinations made under Dublin Convention / Dublin Regulation</i> | 25 |
| | |
| <i>Unprocessable</i> | 0 |
| <i>Amendment / Adjustment</i> | 0 |
| | |
| Total additional cases | <u>49</u> |
| <i>Cases returned for processing</i> | 8 |
| <i>Decisions withdrawn/reviewed</i> | 25 |
| <i>Previous DII determinations where transfer completed (Deemed Withdrawn S22(8))</i> | 16 |

Table 3

Cases Processed to Completion 2002 to 2009 (31/01)

| | 2002 | 2003 | 2004 | 2005 | 2006 | 2007 | 2008 | 2009 (31/01) |
|--|--------|-------|-------|-------|-------|---------|-------|-----------------|
| Positive recommendations | 894 | 345 | 430 | 455 | 397 | 376 | 295 | 6 |
| Negative recommendations following Interview | 5965 | 5461 | 4906 | 3952 | 3249 | 2621 | 2942 | 279 |
| Other Negative Recommendations and Cases Withdrawn | 7565 | 3509 | 1562 | 835 | 598 | 811 | 964 | 68 |
| Determinations made under Dublin Convention / Dublin Regulation | 191 | 237 | 243 | 439 | 540 | 368 (5) | 385 | 25 |
| Unprocessable | 586 | -911 | -20 | 1 | 0 | -24 | -1 | 0 |
| <i>Amendment/Adjustment</i> | | | | | | | -4 | 0 |
| Total | 15,201 | 8,641 | 7,121 | 5,682 | 4,784 | 4,152 | 4,581 | 379 |

It should be noted that these recommendations refer to the year in which the recommendations were made and NOT to the year in which the applications were lodged.

(Determinations made under Dublin Convention/ Dublin Regulation under Article 4.3 not previously included as child born after parent's determination.)

Table 4

Applications received and cases processed to completion which are subject to a Ministerial prioritisation directive under Section 12 of the Refugee Act 1996

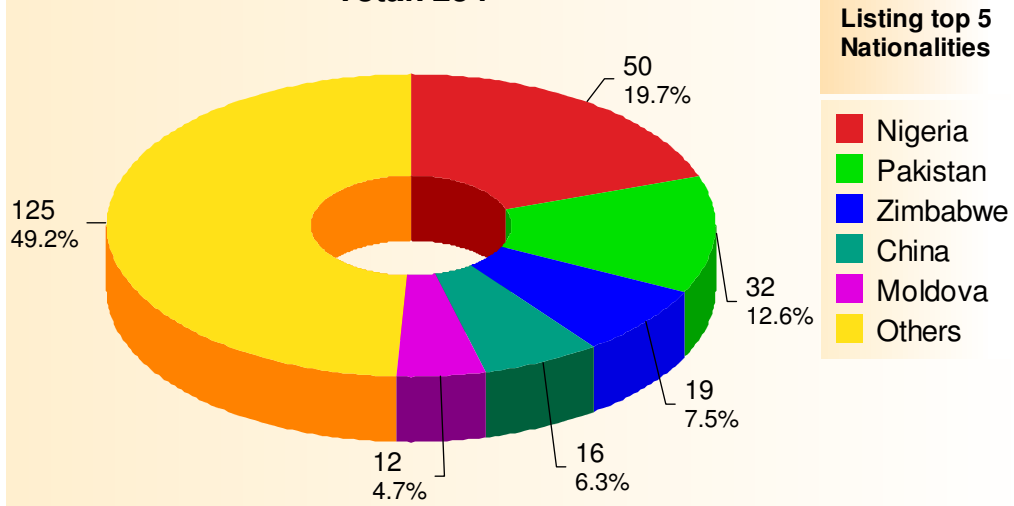
| | January |
|--|------------------|
| <u>Applications for a declaration as a refugee</u> | <u>56</u> |
| <u>Cases Completed</u> | <u>95</u> |
| <i>These are broken down as follows:</i> | |
| Recommendations to declare applicant to be a refugee | 0 |
| Recommendation to refuse applicant a declaration to be a refugee where Section 13(4) B applies | 51 |
| Recommendation to refuse applicant a declaration to be a refugee where Section 13(5) applies | 27 |
| Recommendation to refuse applicant a declaration to be a refugee where Section 13(2) applies: | |
| - Withdrawn | 1 |
| - Deemed withdrawn | 9 |
| Recommendation to refuse applicant a declaration to be a refugee where Section 22(8) applies: | 0 |
| Determinations made under Dublin Convention / Dublin Regulation | 7 |
| Unprocessable | 0 |

Applications for a declaration to be a refugee as at (31/01)

Table 5

2009 as at end January

Total: 254

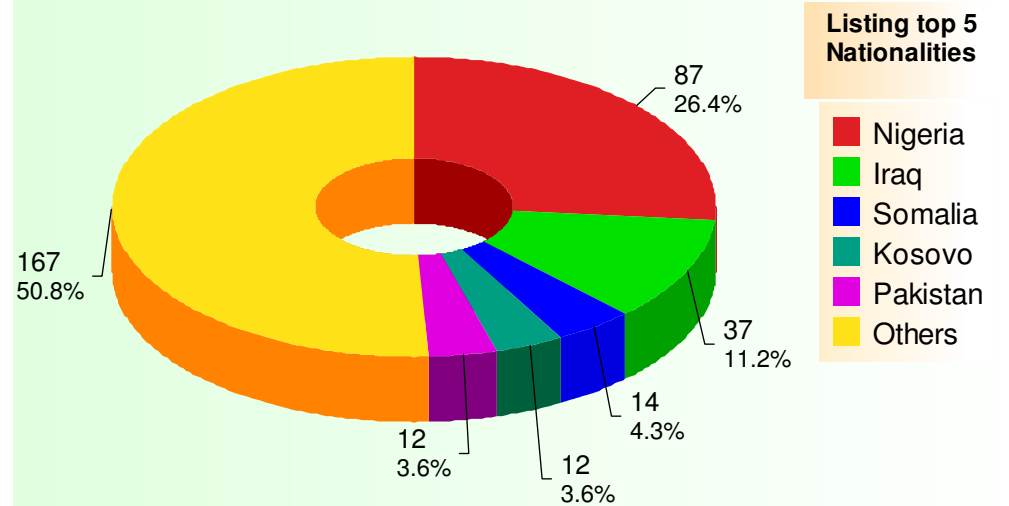


Listing top 5 Nationalities

- Nigeria
- Pakistan
- Zimbabwe
- China
- Moldova
- Others

Same period for 2008

Total: 329



Listing top 5 Nationalities

- Nigeria
- Iraq
- Somalia
- Kosovo
- Pakistan
- Others

Family Reunification Applications and Cases Processed.

Table 6

| | January | | 2009 | |
|--|--------------|------------|--------------|------------|
| | Applications | Dependants | Applications | Dependants |
| Number of Family Reunification applications received by ORAC | 18 | 53 | 18 | 53 |
| Number of cases commenced (questionnaire issued) | 18 | 48 | 18 | 48 |
| Number of cases processed to completion (report to Minister) | 45 | 90 | 45 | 90 |

Family Reunification Applications and Cases Processed.

| | 2001 - 2009 | |
|---|--------------|------------|
| | Applications | Dependants |
| Number of Family Reunification applications received to date | 3179 | 7126 |
| Total Number of family reunification applications processed to date | 3048 | 6835 |
| Number of cases outstanding | 131 | 291 |

Please note:

The Top 5 Nationalities graph is not available as no nationality exceeds 10 in 2009, as at 31/01. We do not release individual figures where the figure is less than 10.