

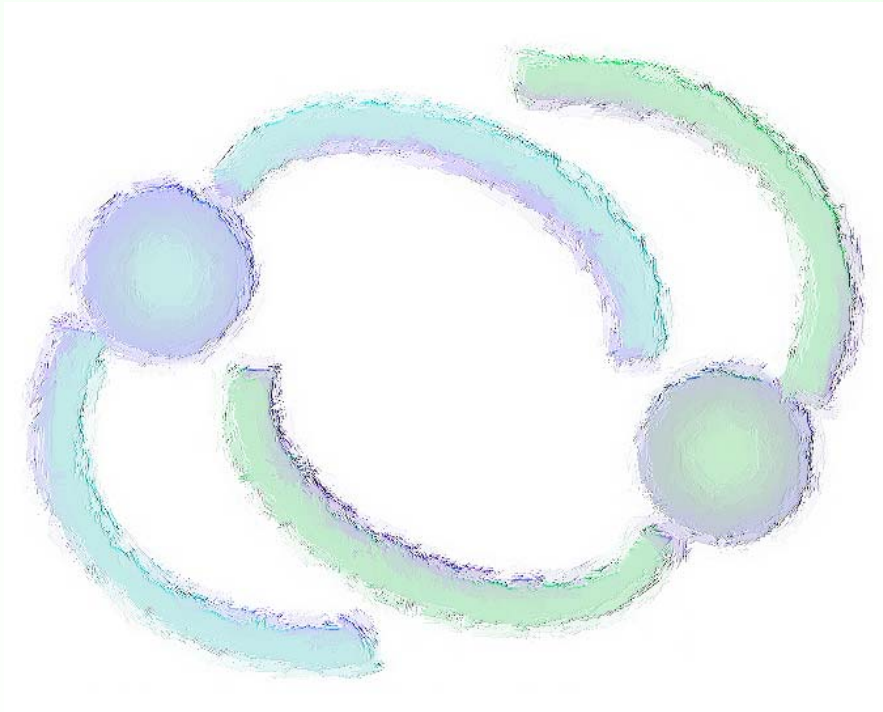
Office of the Refugee Applications Commissioner

Monthly statistics

December, 2009 issue

Tables

1. Overview of applications.
2. Activity breakdown for December, 2009.
3. Cases Processed to completion for 2002 to 2009.
4. Applications received and cases processed to completion which are subject to a Ministerial Prioritisation Directive under Section 12 of the Refugee Act.
5. Applications for Asylum (top 5 nationalities).
6. Family Reunification breakdown.
7. Family Reunification (top 5 nationalities).



Contact:
RAC_oracstats@orac.ie

**Asylum Applications. The Office of the Refugee Applications Commissioner.
Activity from 20/11/2000**

Table 1

	Pre 2003	2003	2004	2005	2006	2007	2008	2009	Total
Applications									
No. of new applications for a declaration as a refugee	*11598	7483	4265	4304	4241	3933	3807	2660	
No of re-applications for a declaration as a refugee	*36	417	501	19	73	52	59	29	
Total No. of applications for a declaration as a refugee	*11634	7900	4766	4323	4314	3985	3866	2689	
Balance of applications awaiting a recommendation from 17/11/00	9,427								9427
Applications received from 20/11/00	23091	7900	4766	4323	4314	3985	3866	2689	54934
Decisions returned for processing	293	36	146	182	209	118	27	4	1,015
Previous DII determinations where transfer completed [Deemed Withdrawn S22	0	0	0	0	6	79	265	162	512
No. of applications processed since 20/11/00	32,810	7,936	4,911	4,501	4,526	4,176	4,132	2,423	65,415
<i>Unprocessable</i>	1	0	0	1	1	0	0	0	3
No. of applications outstanding	0	0	1	3	2	6	26	432	470

It should be noted that the above figures refer to the year in which the application was lodged and NOT to the year in which it was processed. These statistics reflect activity since the implementation of the Refugee Act 1996 (as amended) on 17/11/2000

Processing of Outstanding Applications

All adult applicants are scheduled for interview. In December, 109 interviews were scheduled. Excluding interviews postponed, applicants attended in 82.6% of cases.

Decisions Returned for Processing

These are EU Dublin II Regulation cases in which their transfers have expired and which have therefore been returned to ORAC for further processing.

The total number of cases returned for processing in 2009 is 125 as at 31st of December.

*2002 only

Note:

'No. of applications for a declaration as a refugee' for 2009 has been amended by -2. Two July applications have subsequently been removed.

Activity breakdown for December 2009

Table 2

Total Applications for a declaration as a refugee	<u>161</u>
<i>New applications for a declaration as a refugee</i>	160
<i>Re-applications for a declaration as a refugee</i>	1
Total Cases Completed	<u>223</u>
<u>These are broken down as follows:</u>	
<i>Recommendations to declare applicant to be a refugee</i>	7
<u>Recommendation to refuse applicant a declaration to be a refugee:</u>	
> <i>Where Section 13(4)(b) applies</i>	97
> <i>Where Section 13(5) applies</i>	49
> <u>Where Section 13(2) applies</u>	
- <i>Withdrawn</i>	3
- <i>Deemed Withdrawn</i>	33
> <i>Where Section 22(8) applies</i>	11
<i>Determinations made under the EU Dublin II Regulation</i>	23
<i>Unprocessable</i>	0
<i>Amendment / Adjustment</i>	0
Total additional cases	<u>17</u>
<i>Cases returned for processing</i>	2
<i>Decisions withdrawn/reviewed</i>	4
<i>Previous DII determinations where transfer completed (Deemed Withdrawn S22(8))</i>	11

Table 3

Cases Processed to Completion 2002 to 2009 (31/12)

	2002	2003	2004	2005	2006	2007	2008	2009 (31/12)
Positive recommendations	894	345	430	455	397	376	295	97
Negative recommendations following Interview	5965	5461	4906	3952	3249	2621	2942	2612
Other Negative Recommendations and Cases Withdrawn	7565	3509	1562	835	598	811	964	797*
Determinations made under the Dublin Convention / EU Dublin II Regulation	191	237	243	439	540	368 (5)	385	402
Unprocessable	586	-911	-20	1	0	-24	-1	0
<i>Amendment/Adjustment</i>							-4	
Total	15,201	8,641	7,121	5,682	4,784	4,152	4,581	3,908

It should be noted that these recommendations refer to the year in which the recommendations were made and NOT to the year in which the applications were lodged.

(Determinations made under Dublin Convention/ Dublin Regulation under Article 4.3 not previously included as child born after parent's determination.)

* 2 cases deemed withdrawn in September have been removed.

Table 4

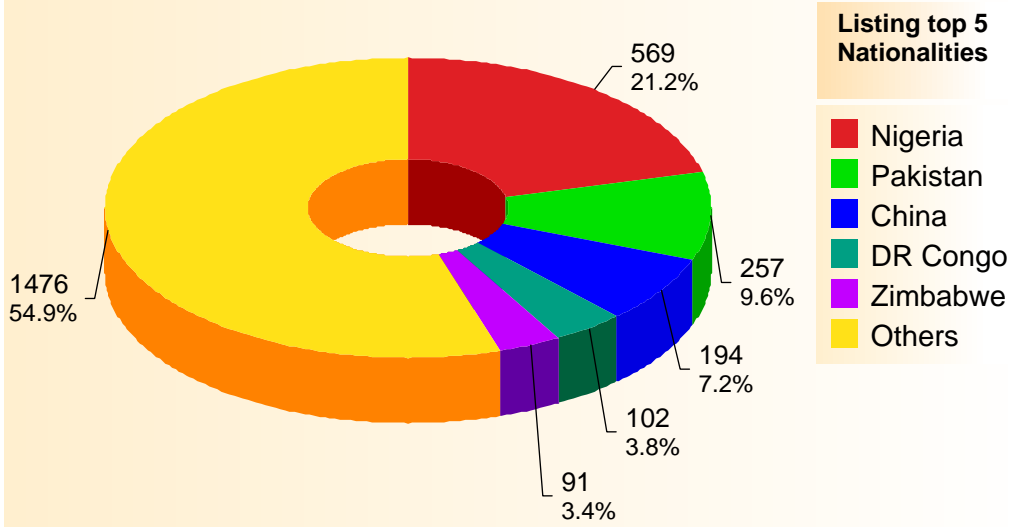
Applications received and cases processed to completion which are subject to a Ministerial prioritisation directive under Section 12 of the Refugee Act 1996

	December
<u>Applications for a declaration as a refugee</u>	<u>30</u>
<u>Cases Completed</u>	<u>36</u>
<i>These are broken down as follows:</i>	
Recommendations to declare applicant to be a refugee	0
Recommendation to refuse applicant a declaration to be a refugee where Section 13(4) B applies	17
Recommendation to refuse applicant a declaration to be a refugee where Section 13(5) applies	7
Recommendation to refuse applicant a declaration to be a refugee where Section 13(2) applies:	
- Withdrawn	1
- Deemed withdrawn	3
Recommendation to refuse applicant a declaration to be a refugee where Section 22(8) applies:	4
Determinations made under the EU Dublin II Regulation	4
Unprocessable	0

Applications for a declaration to be a refugee as at (31/12)

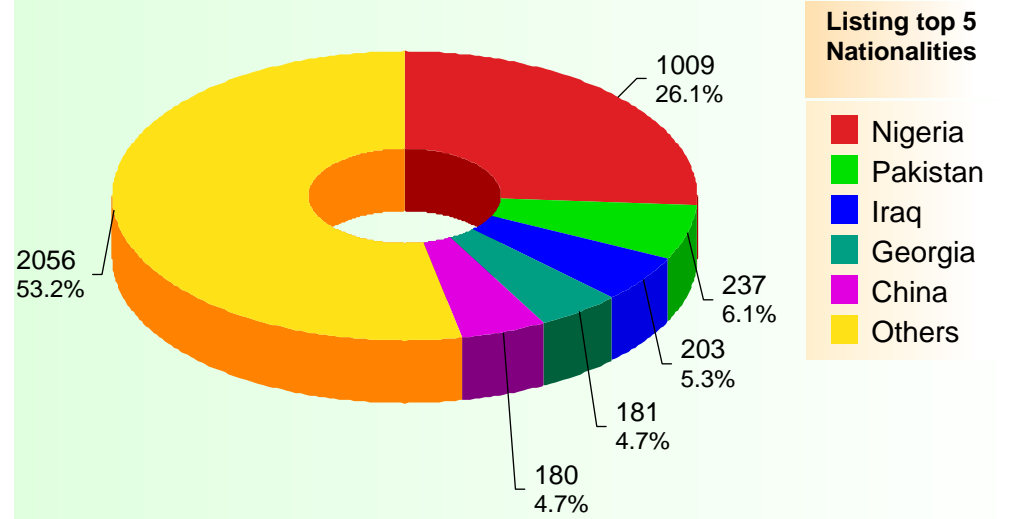
2009 as at end December

Total: 2689



Same period for 2008

Total: 3866



Family Reunification Applications and Cases Processed.

Table 6

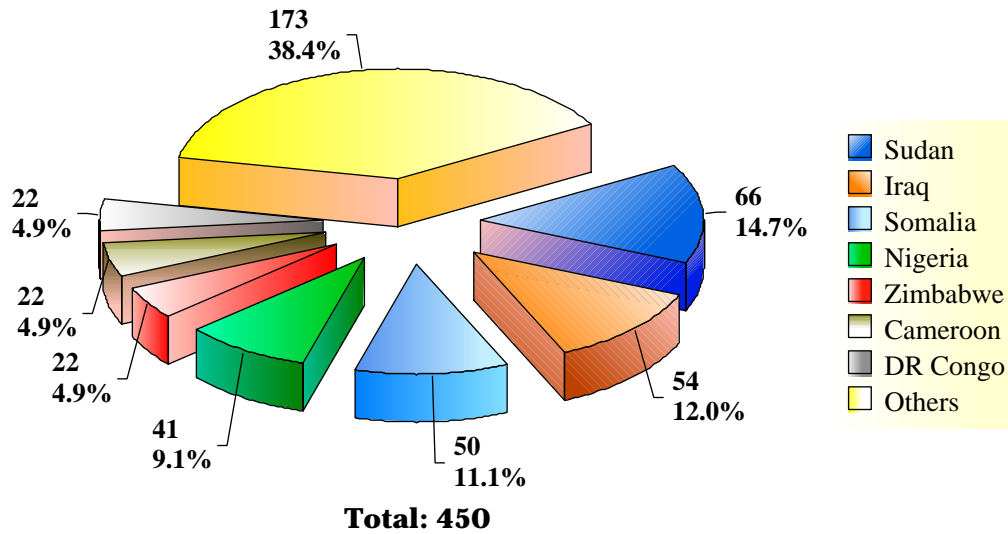
	December		2009	
	Applications	Dependants	Applications	Dependants
Number of Family Reunification applications received by ORAC	22	49	450	912
Number of cases commenced (questionnaire issued)	22	49	453	917
Number of cases processed to completion (report to Minister)	41	76	454	943

Family Reunification Applications and Cases Processed.

	2001 - 2009	
	Applications	Dependants
Number of Family Reunification applications received to date	3622	7993
Total Number of family reunification applications processed to date	3457	7685
Number of cases outstanding	165	308

Family Reunification Applications - Top 5 Nationalities

Top 7 Nationalities 2009 (30/12)



Top 5 Nationalities Same Period 2008

