

Office of the Refugee Applications Commissioner

Monthly statistics



November 2005 issue,

- 1. Overview of Applications .*
- 2. Activity breakdown for November 2005.*
- 3. Cases Processed to Completion for 2002/2003/2004 /2005.*
- 4. Applications received and cases processed to completion which are subject to a Ministerial prioritisation directive under Section 12 of the Refugee Act.*
- 5. Applications for Asylum (top 5 nationalities).*
- 6. Family Reunification Breakdown.*
- 7. Family Reunification (top 5 nationalities).*

**Asylum Applications. The Office of the Refugee Applications Commissioner.
Activity from 20/11/2000**

Table 1

| | Pre 2002 | 2002 | 2003 | 2004 | 2005 (30/11) | Total |
|---|---------------|---------------|--------------|--------------|-----------------|---------------|
| Applications | | | | | | |
| No. of new applications for a declaration as a refugee | *10316 | 11598 | 7483 | 4265 | 3909 | |
| No of re-applications for a declaration as a refugee | *9 | 36 | 417 | 501 | 18 | |
| Total No. of applications for a declaration as a refugee | *10325 | 11634 | 7900 | 4766 | 3927 | |
| <hr/> | | | | | | |
| Balance of applications awaiting a recommendation from 17/11/00 | 9,427 | | | | | 9427 |
| Applications received from 20/11/00 | 11,457 | 11634 | 7900 | 4766 | 3927 | 39684 |
| Decisions returned for processing | 246 | 51 | 22 | 0 | 3 | 322 |
| <hr/> | | | | | | |
| No. of applications processed since 20/11/00 | 21,104 | 11,674 | 7,913 | 4,747 | 2,945 | 48,383 |
| <hr/> | | | | | | |
| <i>Unprocessable</i> | 18 | 6 | 4 | 0 | 0 | 28 |
| <hr/> | | | | | | |
| No. of applications outstanding | 8 | 5 | 5 | 19 | 985 | 1,022 |

It should be noted that the above figures refer to the year in which the application was lodged and NOT to the year in which it was processed. These statistics reflect activity since the implementation of the Refugee Act 1996 (as amended) on 17/11/2000

Processing of Outstanding Applications

All adult applicants are scheduled for interview. In November 279 interviews were scheduled.
Excluding interviews postponed by ORAC, applicants attended in 84% of cases.

Decisions Returned for Processing

These are manifestly unfounded cases overturned at appeal and cases which were overturned following Judicial Review and which have therefore been returned to ORAC for further processing.

*2001 only

**Activity breakdown for
November 2005**

Table 2

| | |
|---|------------|
| New applications for a declaration as a refugee | 343 |
| Re-applications for a declaration as a refugee | 3 |
| Total Applications for a declaration as a refugee | 346 |
| Total Cases Completed | 449 |
| These are broken down as follows: | |
| Recommendations to declare applicant to be a refugee | 47 |
| Recommendation to refuse applicant a declaration to be a refugee: | |
| > Where Section 13(4)(b) applies | 249 |
| > Where Section 13(5) applies | 48 |
| > Where Section 13(2) applies | |
| - Withdrawn | 10 |
| - Deemed Withdrawn | 41 |
| Recommendations to refuse applicants a declaration to be a refugee and applications withdrawn under provision of the Act which existed prior to its amendment on 15/09/2003 | |
| > Recommendation to refuse applicant a declaration to be a refugee following interview - S13 | 5 |
| > Recommendation that an application is Manifestly Unfounded following interview - S12(1) | 0 |
| > Recommendation to Refuse following failure to attend for second interview - S11(9) | 0 |
| > Applications to withdraw processed | 0 |
| Determinations made under Dublin Convention / Dublin Regulation | 49 |
| Unprocessable | 0 |

**Cases Processed to
Completion for 2002/2003/2004/2005**

Table 3

| | 2002 | 2003 | 2004 | 2005 (30/11) |
|--|-------------|-------------|-------------|-------------------------|
| Positive recommendations | 894 | 345 | 430 | 432* |
| Negative recommendations following Interview | 5965 | 5461 | 4906 | 3796 |
| Other Negative Recommendations and Cases Withdrawn | 7565 | 3509 | 1562 | 784 |
| Determinations made under Dublin Convention / Dublin Regulation | 191 | 237 | 243 | 408 |
| Unprocessable | 586 | -911 | -20 | 1 |
| Total | 15,201 | 8,641 | 7,121 | 5,421 |

It should be noted that these recommendations refer to the year in which the recommendations were made and NOT to the year in which the applications were lodged.

*This figure has been amended to reflect a statistic which was incorrectly recorded in an earlier month

Table 4

Applications received and cases processed to completion which are subject to a Ministerial prioritisation directive under Section 12 of the Refugee Act

| | November |
|--|-----------------|
| Applications for a declaration as a refugee | 121 |
| Cases Completed These are broken down as follows: | 102 |
| Recommendations to declare applicant to be a refugee | 0 |
| Recommendation to refuse applicant a declaration to be a refugee where Section 13(4) B applies | 48 |
| Recommendation to refuse applicant a declaration to be a refugee where Section 13(5) applies | 31 |
| Recommendation to refuse applicant a declaration to be a refugee where Section 13(2) applies: | |
| - Withdrawn | 4 |
| - Deemed withdrawn | 17 |
| Recommendation to refuse applicant a declaration to be a refugee following interview - S13: | 0 |
| Determinations made under Dublin Convention / Dublin Regulation | 2 |
| Unprocessable | 0 |

Applications for a declaration to be a refugee as at (30/11)

Table 5

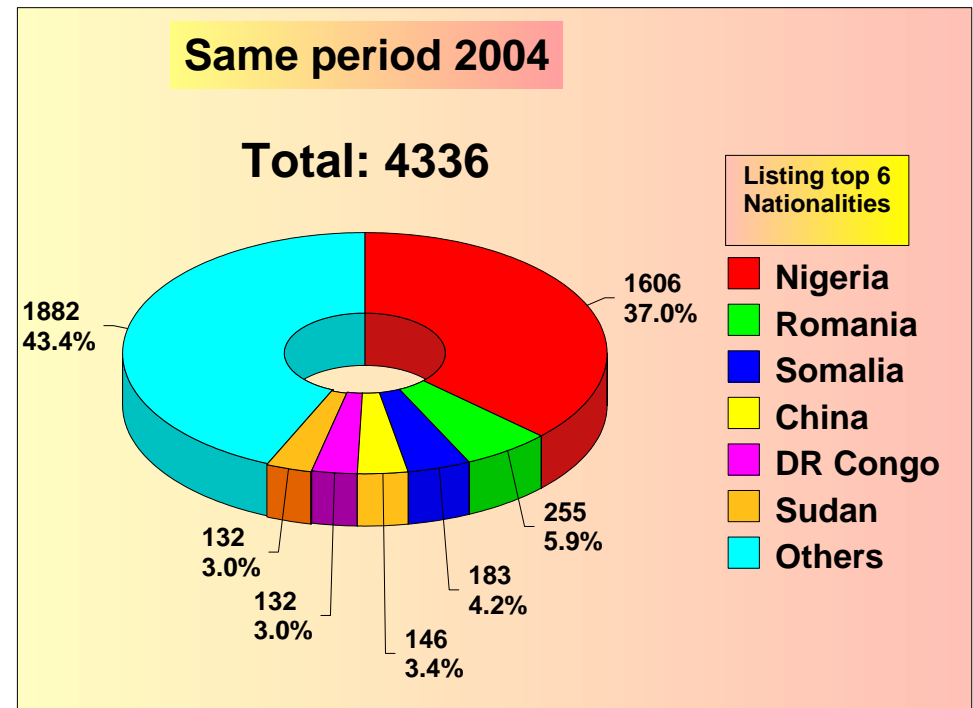
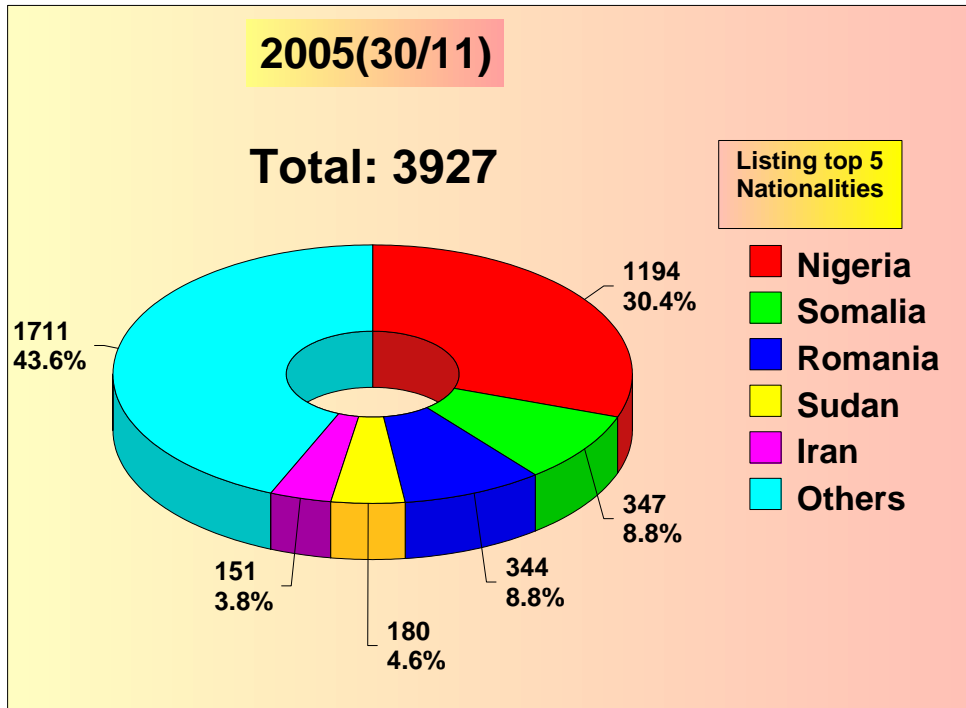


Table 6**Family Reunification Applications and Cases Processed.**

| | November | | 2005 (30/11) | |
|---|-----------------|------------|---------------------|------------|
| | Applications | Dependants | Applications | Dependants |
| Number of Family Reunification applications received by ORAC | 48 | 104 | 539 | 1305 |
| Number of cases commenced (questionnaire issued) | 53 | 119 | 548 | 1319 |
| Number of cases processed to completion (report to Minister) | 35 | 97 | 348 | 796 |

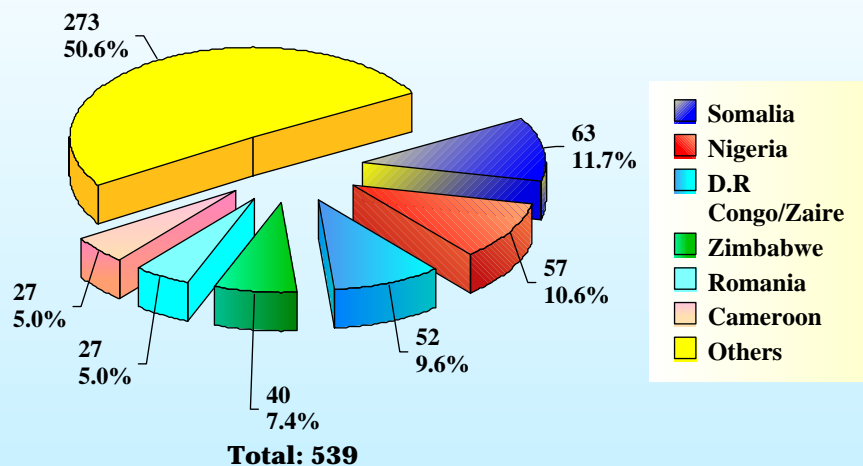
Family Reunification Applications and Cases Processed.

| | 2001 - 2005 (30/11) | |
|--|----------------------------|------------|
| | Applications | Dependants |
| Number of Family Reunification applications received to date | 1872 | 4192 |
| Total Number of family reunification applications processed to date | 1506 | 3363 |
| Number of cases outstanding | 366 | 829 |

Family Reunification Applications - Top 5 Nationalities

Table 7

Top 5 Nationalities (30/11) 2005



Top 5 Nationalities Same Period 2004

