

# Office of the Refugee Applications Commissioner

## Monthly statistics



*October 2003 issue,*

- 1. Overview of Applications .*
- 2. Cases Processed to Completion for October 2003.*
- 3. Cases Processed to Completion for 2001/2002/2003.*
- 4. Applications received and cases processed to completion which are subject to a Ministerial prioritisation directive under Section 12 of the Refugee Act.*
- 5. Top 5 countries of origin.*
- 6. Family Reunification Breakdown*
- 7. Family Reunification top 5 nationalities*

**Asylum Applications. The Office of the Refugee Applications Commissioner.  
Activity from 20/11/2000**

**Table 1**

	Pre 2001	2001	2002	2003 (31/10/03)	Total
<b>Applications</b>					
No. of new applications for a declaration as a refugee	*10912	10316	11598	6758	
No of re-applications for a declaration as a refugee	*26	9	36	400	
<b>Total No. of applications for a declaration as a refugee</b>	<b>*10938</b>	<b>10325</b>	<b>11634</b>	<b>7158</b>	
<hr/>					
Balance of applications awaiting a recommendation from 17/11/00	9,427				9427
Applications received from 20/11/00	1,132	10325	11634	7158	30249
Decisions returned for processing	203	23	16	7	249
<hr/>					
<b>No. of applications processed since 20/11/00</b>	<b>10,538</b>	<b>9,996</b>	<b>10,952</b>	<b>2,291</b>	<b>33,777</b>
<hr/>					
<i>Unprocessable</i>	219	342	429	191	1,181
<hr/>					
<b>No. of applications outstanding</b>	<b>5</b>	<b>10</b>	<b>269</b>	<b>4,683</b>	<b>4,967</b>

It should be noted that the above figures refer to the year in which the application was lodged and NOT to the year in which it was processed. These statistics reflect activity since the implementation of the Refugee Act 1996 (as amended) on 17/11/2000

**Processing of Outstanding Applications**

All adult applicants are scheduled for interview. In October 612 interviews were scheduled.  
Excluding interviews postponed by ORAC, applicants attended in 79% of cases.

**Decisions Returned for Processing**

These are manifestly unfounded cases overturned at appeal and cases which were overturned following Judicial Review and which have therefore been returned to ORAC for further processing.

\*2000 only

## Applications and Cases Processed to Completion for October

Table 2

New applications for a declaration as a refugee	478
Re-applications for a declaration as a refugee	18
<b>Total Applications for a declaration as a refugee</b>	<b>496</b>
<b>Total Cases Completed</b>	<b>692</b>
<b>These are broken down as follows:</b>	
Recommendations to declare applicant to be a refugee	28
Recommendation to refuse applicant a declaration to be a refugee:	
<b>&gt; Where Section 13(4)(b) applies</b>	144
<b>&gt; Where Section 13(5) applies</b>	143
<b>&gt; Where Section 13(2) applies</b>	
- Withdrawn	61
- Deemed Withdrawn	142
Recommendations to refuse applicants a declaration to be a refugee and applications withdrawn under provision of the Act which existed prior to its amendment on 15/09/2003	
<b>&gt; Recommendation to refuse applicant a declaration to be a refugee following interview - S13</b>	141
<b>&gt; Recommendation that an application is Manifestly Unfounded following interview - S12(1)</b>	0
<b>&gt; Recommendation to Refuse following failure to attend for second interview - S11(9)</b>	0
<b>&gt; Applications to withdraw processed</b>	2
<b>Determinations made under Dublin Convention / Dublin Regulation</b>	<b>36</b>
<b>Unprocessable</b>	<b>-5</b>

**Applications and Cases Processed to  
Completion for 2001/2002/2003**

**Table 3**

	<b>2001</b>	<b>2002</b>	<b>2003 (31/10)</b>
<b>Positive recommendations</b>	458	893	304
<b>Negative recommendations following Interview</b>	4575	5966	4727
<b>Other Negative Recommendations and Cases Withdrawn</b>	6551	7565	1996
<b>Determinations made under Dublin Convention / Dublin Regulation</b>	232	191	215
<b>Unprocessable</b>	372	586	223
<b>Total</b>	12,188	15,201	7,465

It should be noted that these recommendations refer to the year in which the recommendations were made and NOT to the year in which the applications were lodged.

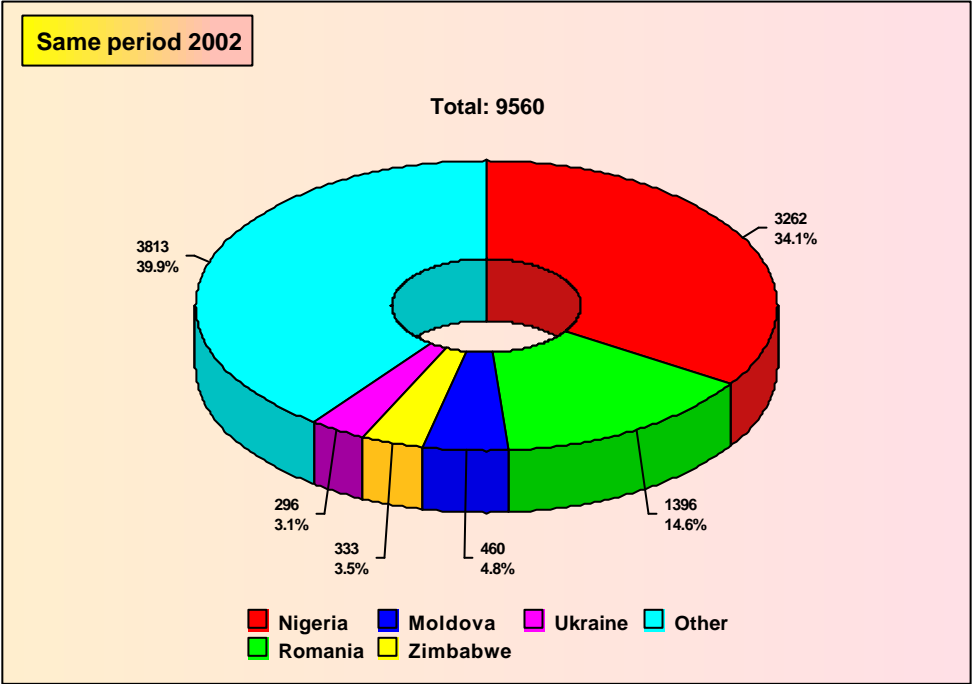
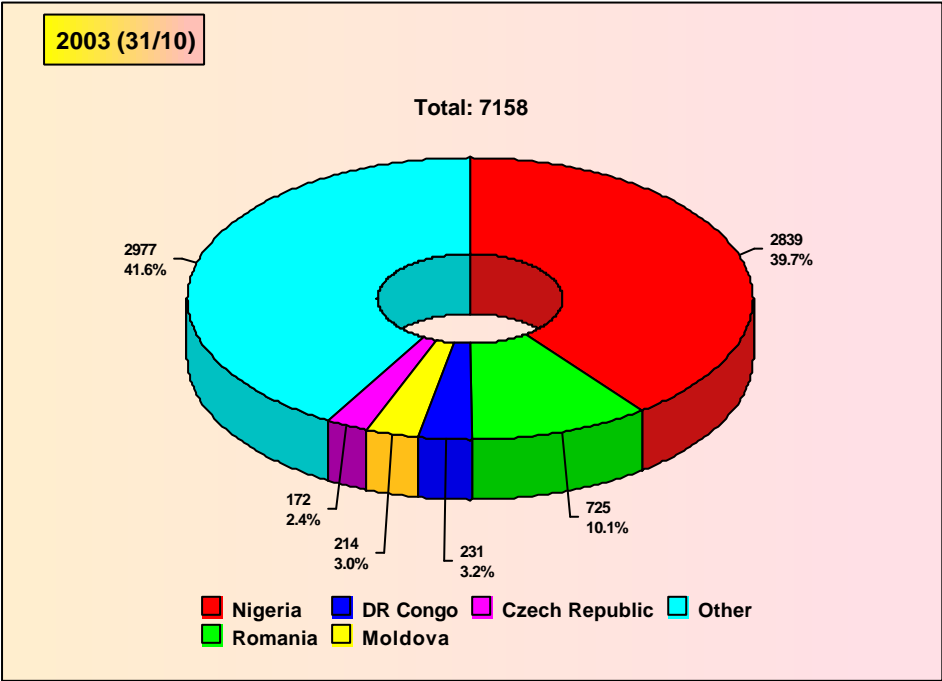
**Table 4**

**Applications received and cases processed to completion which are subject to a Ministerial prioritisation directive under Section 12 of the Refugee Act**

	<b>October</b>
<b>Applications for a declaration as a refugee</b>	<b>47</b>
<b>Cases Completed</b> These are broken down as follows:	<b>166</b>
<b>Recommendations to declare applicant to be a refugee</b>	<b>1</b>
<b>Recommendation to refuse applicant a declaration to be a refugee where Section 13(5) applies</b>	<b>106</b>
<b>Recommendation to refuse applicant a declaration to be a refugee where Section 13(2) applies:</b>	
- Withdrawn	15
- Deemed withdrawn	44
<b>Determinations made under Dublin Convention / Dublin Regulation</b>	<b>0</b>
<b>Unprocessable</b>	<b>0</b>

# Top five countries of origin

Table 5



**Table 6**

**Family Reunification Applications and Cases Processed.**

	<b>October</b>		<b>'2003 (31/10)</b>	
	Applications	Dependants	Applications	Dependants
<b>Number of Family Reunification applications received by ORAC</b>	32	62	463	956
<b>Number of cases commenced (questionnaire issued)</b>	72	144	471	965
<b>Number of cases processed to completion (report to minister)</b>	77	162	258	586

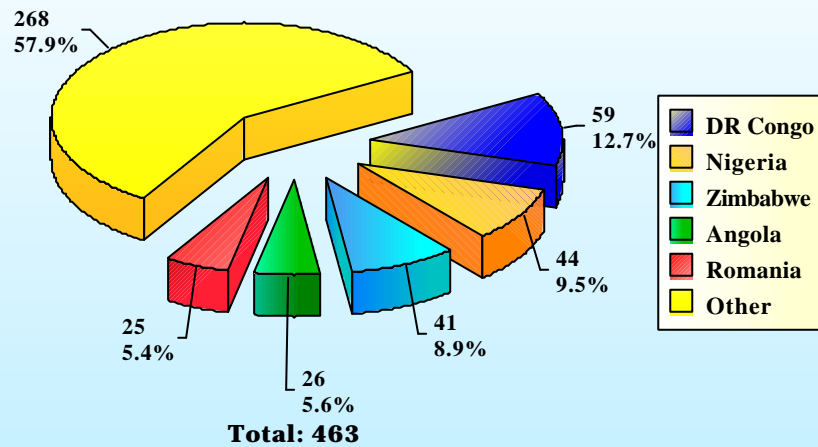
**Family Reunification Applications and Cases Processed.**

	<b>2001 - 2003 (31/10)</b>	
	Applications	Dependants
<b>Number of Family Reunification applications received to date</b>	943	2114
<b>Total Number of family reunification applications processed to date</b>	563	1332
<b>Number of cases outstanding</b>	380	782

## Family Reunification Applications - Top 5 Nationalities

Table 7

### Top 5 Nationalities 2003 (31/10)



### Top 5 Nationalities same period last year

