

# Office of the Refugee Applications Commissioner

## Monthly statistics



*October, 2007 issue,*

- 1. Overview of Applications .*
- 2. Activity breakdown for October, 2007.*
- 3. Cases Processed to Completion for 2002/2003/2004/2005/2006/2007.*
- 4. Applications received and cases processed to completion which are subject to a Ministerial prioritisation directive under Section 12 of the Refugee Act.*
- 5. Applications for Asylum (top 5 nationalities).*
- 6. Family Reunification Breakdown*
- 7. Family Reunification (top 5 nationalities).*

**Asylum Applications. The Office of the Refugee Applications Commissioner.  
Activity from 20/11/2000**

Table 1

	Pre 2003	2003	2004	2005	2006	2007 (31/10)	Total
<b>Applications</b>							
No. of new applications for a declaration as a refugee	*11598	7483	4265	4304	4241	3259	
No of re-applications for a declaration as a refugee	*36	417	501	19	73	43	
<b>Total No. of applications for a declaration as a refugee</b>	<b>*11634</b>	<b>7900</b>	<b>4766</b>	<b>4323</b>	<b>4314</b>	<b>3302</b>	
Balance of applications awaiting a recommendation from 17/11/00	9,427						9427
Applications received from 20/11/00	23091	7900	4766	4323	4314	3302	47696
Decisions returned for processing	293	36	141	176	8	0	654
<b>No. of applications processed since 20/11/00</b>	<b>32,808</b>	<b>7,930</b>	<b>4,898</b>	<b>4,484</b>	<b>4,294</b>	<b>2,142</b>	<b>56,556</b>
<i>Unprocessable</i>	3	0	0	1	1	0	5
<b>No. of applications outstanding</b>	<b>0</b>	<b>6</b>	<b>9</b>	<b>14</b>	<b>27</b>	<b>1,160</b>	<b>1,216</b>

It should be noted that the above figures refer to the year in which the application was lodged and NOT to the year in which it was processed. These statistics reflect activity since the implementation of the Refugee Act 1996 (as amended) on 17/11/2000

**Processing of Outstanding Applications**

All adult applicants are scheduled for interview. In October 364 interviews were scheduled.

Excluding interviews postponed by ORAC, applicants attended in 84.5% of cases.

**Decisions Returned for Processing**

These are manifestly unfounded cases overturned at appeal and cases which were overturned following Judicial Review and which have therefore been returned to ORAC for further processing.

\*2002 only

**Activity breakdown for  
October 2007**

**Table 2**

New applications for a declaration as a refugee	352
Re-applications for a declaration as a refugee	4
<b>Total Applications for a declaration as a refugee</b>	<b>356</b>
<b>Total Cases Completed</b>	<b>399</b>
<b>These are broken down as follows:</b>	
Recommendations to declare applicant to be a refugee	45
Recommendation to refuse applicant a declaration to be a refugee:	
<b>&gt; Where Section 13(4)(b) applies</b>	205
<b>&gt; Where Section 13(5) applies</b>	19
<b>&gt; Where Section 13(2) applies</b>	
- Withdrawn	23
- Deemed Withdrawn	59
Recommendations to refuse applicants a declaration to be a refugee and applications withdrawn under provision of the Act which existed prior to its amendment on 15/09/2003	
<b>&gt; Recommendation to refuse applicant a declaration to be a refugee following interview - S13</b>	0
<b>&gt; Recommendation that an application is Manifestly Unfounded following interview - S12(1)</b>	0
<b>&gt; Recommendation to Refuse following failure to attend for second interview - S11(9)</b>	0
<b>&gt; Applications to withdraw processed</b>	0
<b>Determinations made under Dublin Convention / Dublin Regulation</b>	48
<b>Unprocessable</b>	0
Cases returned for processing	12
Decisions withdrawn/reviewed	13
<b>*Total additional cases for processing</b>	<b>25</b>

Please note that 10 has been added to the Dublin Convention/Dublin Regulation figure to reflect cases omitted in a previous month.

**Cases Processed to  
Completion for 2002/2003/2004/2005/2006/2007**

**Table 3**

	<b>2002</b>	<b>2003</b>	<b>2004</b>	<b>2005</b>	<b>2006</b>	<b>2007 (31/10)</b>
<b>Positive recommendations</b>	894	345	430	455	397	325
<b>Negative recommendations following Interview</b>	5965	5461	4906	3952	3249	2148
<b>Other Negative Recommendations and Cases Withdrawn</b>	7565	3509	1562	835	598	698
<b>Determinations made under Dublin Convention / Dublin Regulation</b>	191	237	243	439	540	321
<b>Unprocessable</b>	586	-911	-20	1	0	-23
<b>Total</b>	15,201	8,641	7,121	5,682	4,784	3,469

It should be noted that these recommendations refer to the year in which the recommendations were made and NOT to the year in which the applications were lodged.

**Table 4**

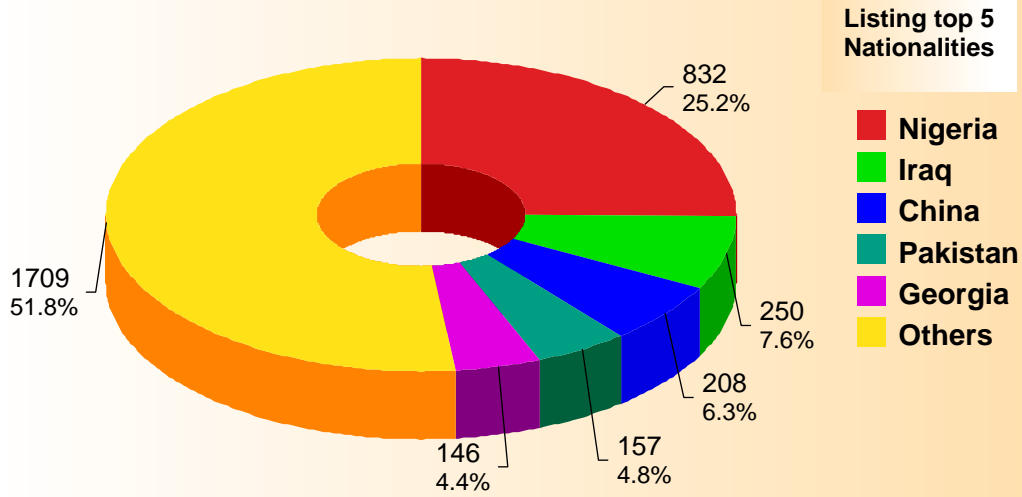
**Applications received and cases processed to completion which are subject to a Ministerial prioritisation directive under Section 12 of the Refugee Act**

	<b>October</b>
<b>Applications for a declaration as a refugee</b>	<b>107</b>
<b>Cases Completed</b> These are broken down as follows:	<b>93</b>
Recommendations to declare applicant to be a refugee	0
Recommendation to refuse applicant a declaration to be a refugee where Section 13(4) B applies	83
Recommendation to refuse applicant a declaration to be a refugee where Section 13(5) applies	3
Recommendation to refuse applicant a declaration to be a refugee where Section 13(2) applies:	
- Withdrawn	2
- Deemed withdrawn	4
Recommendation to refuse applicant a declaration to be a refugee following interview - S13:	0
<b>Determinations made under Dublin Convention / Dublin Regulation</b>	<b>1</b>
<b>Unprocessable</b>	<b>0</b>

# Applications for a declaration to be a refugee as at (31/10)

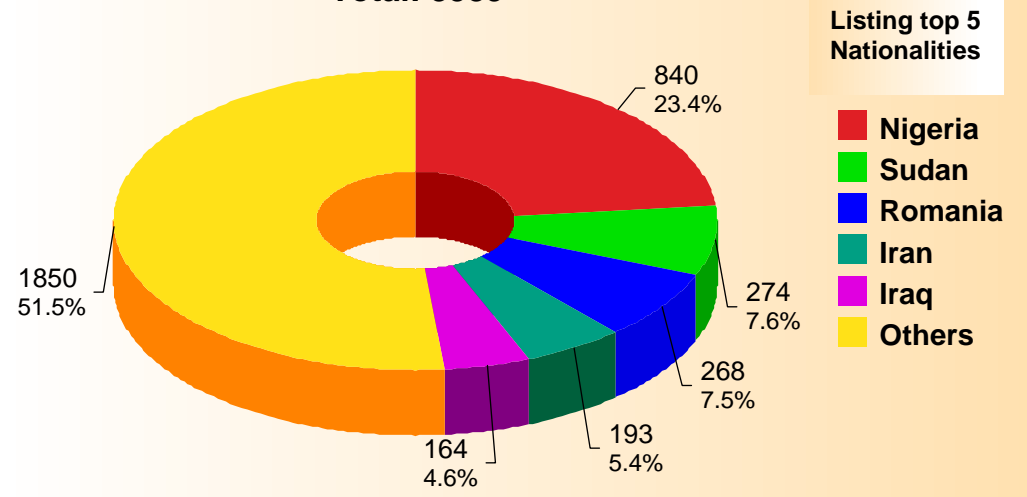
2007 (31/10)

Total: 3302



Same period last year

Total: 3589



**Table 6****Family Reunification Applications and Cases Processed.**

	<b>October</b>		<b>2007 (31/10)</b>	
	Applications	Dependants	Applications	Dependants
<b>Number of Family Reunification applications received by ORAC</b>	33	65	320	680
<b>Number of cases commenced (questionnaire issued)</b>	33	65	330	711
<b>Number of cases processed to completion (report to Minister)</b>	20	35	414	911

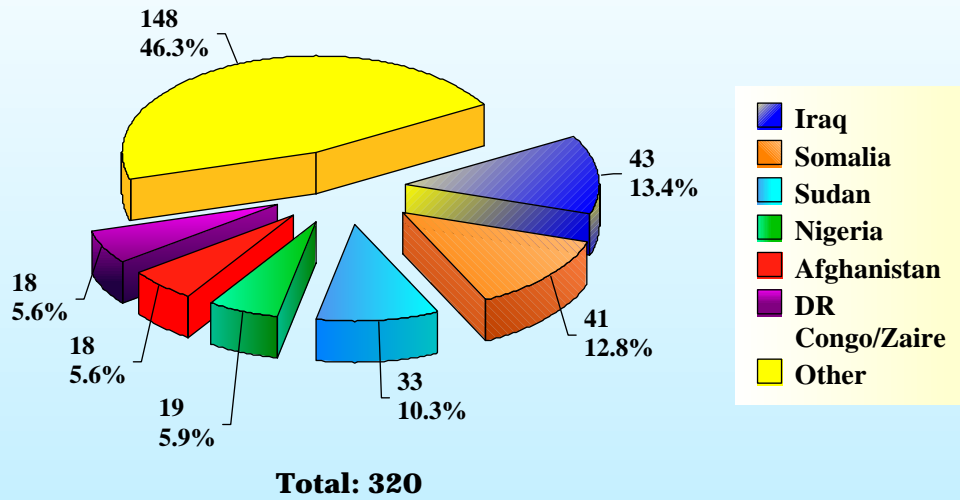
**Family Reunification Applications and Cases Processed.**

	<b>2001 - 2007 (31/10)</b>	
	Applications	Dependants
<b>Number of Family Reunification applications received to date</b>	2696	6112
<b>Total Number of family reunification applications processed to date</b>	2624	5969
<b>Number of cases outstanding</b>	72	143

# Family Reunification Applications - Top 5 Nationalities

Table 7

**Top 5 Nationalities 2007 (31/10)**



**Same period 2006**

