

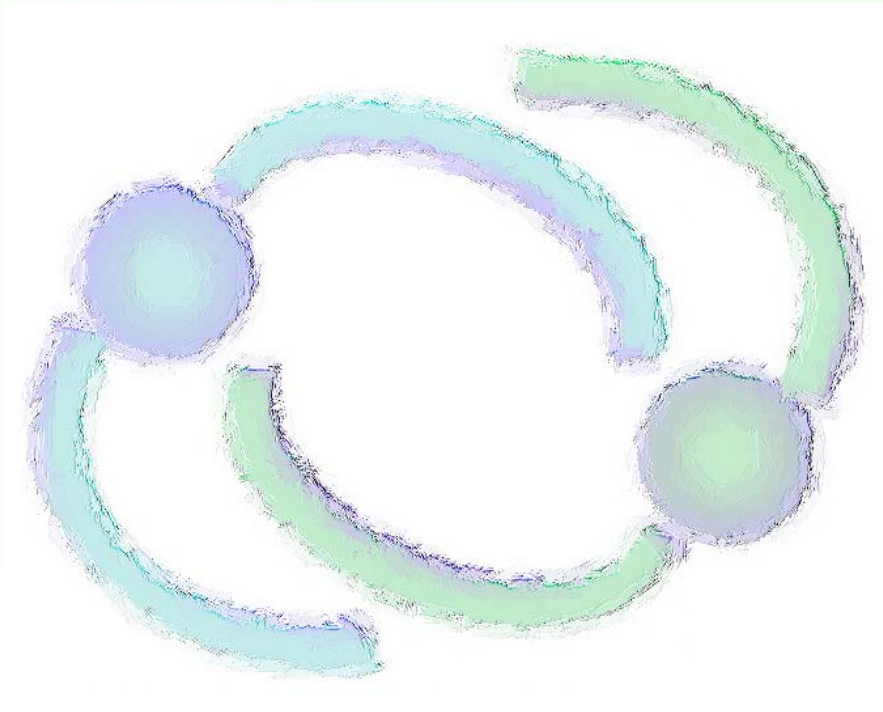
Office of the Refugee Applications Commissioner

Monthly statistics

August, 2009 issue

Tables

1. Overview of applications.
2. Activity breakdown for August, 2009.
3. Cases Processed to completion for 2002 to 2009.
4. Applications received and cases processed to completion which are subject to a Ministerial Prioritisation Directive under Section 12 of the Refugee Act.
5. Applications for Asylum (top 5 nationalities).
6. Family Reunification breakdown.
7. Family Reunification (top 5 nationalities).



Contact:
RAC_oracstats@orac.ie

**Asylum Applications. The Office of the Refugee Applications Commissioner.
Activity from 20/11/2000**

Table 1

	Pre 2003	2003	2004	2005	2006	2007	2008	2009	Total
Applications									
No. of new applications for a declaration as a refugee	*11598	7483	4265	4304	4241	3933	3807	1930	
No of re-applications for a declaration as a refugee	*36	417	501	19	73	52	59	24	
Total No. of applications for a declaration as a refugee	*11634	7900	4766	4323	4314	3985	3866	1954	
Balance of applications awaiting a recommendation from 17/11/00	9,427								9427
Applications received from 20/11/00	23091	7900	4766	4323	4314	3985	3866	1954	54199
Decisions returned for processing	293	36	146	179	208	112	10	0	984
Previous DII determinations where transfer completed [Deemed Withdrawn S22(8)]	0	0	0	0	6	79	259	92	436
No. of applications processed since 20/11/00	32,810	7,936	4,911	4,500	4,525	4,162	4,004	1,426	64,274
<i>Unprocessable</i>	1	0	0	1	1	0	0	0	3
No. of applications outstanding	0	0	1	1	2	14	131	620	769

It should be noted that the above figures refer to the year in which the application was lodged and NOT to the year in which it was processed. These statistics reflect activity since the implementation of the Refugee Act 1996 (as amended) on 17/11/2000

Processing of Outstanding Applications

All adult applicants are scheduled for interview. In August, 362 interviews were scheduled. Excluding interviews postponed, applicants attended in 92.3% of cases.

Decisions Returned for Processing

These are EU Dublin II Regulation cases in which their transfers have expired and which have therefore been returned to ORAC for further processing.

The total number of cases returned for processing in 2009 is 94 as at 31st of August.

*2002 only

Activity breakdown for August, 2009

Table 2

Total Applications for a declaration as a refugee	<u>226</u>
<i>New applications for a declaration as a refugee</i>	224
<i>Re-applications for a declaration as a refugee</i>	2
Total Cases Completed	<u>316</u>
<u>These are broken down as follows:</u>	
<i>Recommendations to declare applicant to be a refugee</i>	6
<u>Recommendation to refuse applicant a declaration to be a refugee:</u>	
> <i>Where Section 13(4)(b) applies</i>	127
> <i>Where Section 13(5) applies</i>	80
> <u>Where Section 13(2) applies</u>	
- <i>Withdrawn</i>	9
- <i>Deemed Withdrawn</i>	41
> <i>Where Section 22(8) applies</i>	22
<i>Determinations made under the EU Dublin II Regulation</i>	31
<i>Unprocessable</i>	0
<i>Amendment / Adjustment</i>	0
Total additional cases	<u>40</u>
<i>Cases returned for processing</i>	10
<i>Decisions withdrawn/reviewed</i>	8
<i>Previous DII determinations where transfer completed (Deemed Withdrawn S22(8))</i>	22

Table 3

Cases Processed to Completion 2002 to 2009 (31/08)

	2002	2003	2004	2005	2006	2007	2008	2009 (31/08)
Positive recommendations	894	345	430	455	397	376	295	74
Negative recommendations following Interview	5965	5461	4906	3952	3249	2621	2942	1855
Other Negative Recommendations and Cases Withdrawn	7565	3509	1562	835	598	811	964	562
Determinations made under the Dublin Convention / EU Dublin II Regulation	191	237	243	439	540	368 (5)	385	252
Unprocessable	586	-911	-20	1	0	-24	-1	0
<i>Amendment/Adjustment</i>							-4	0
Total	15,201	8,641	7,121	5,682	4,784	4,152	4,581	2,743

It should be noted that these recommendations refer to the year in which the recommendations were made and NOT to the year in which the applications were lodged.

(Determinations made under Dublin Convention/ Dublin Regulation under Article 4.3 not previously included as child born after parent's determination.)

Table 4

Applications received and cases processed to completion which are subject to a Ministerial prioritisation directive under Section 12 of the Refugee Act 1996

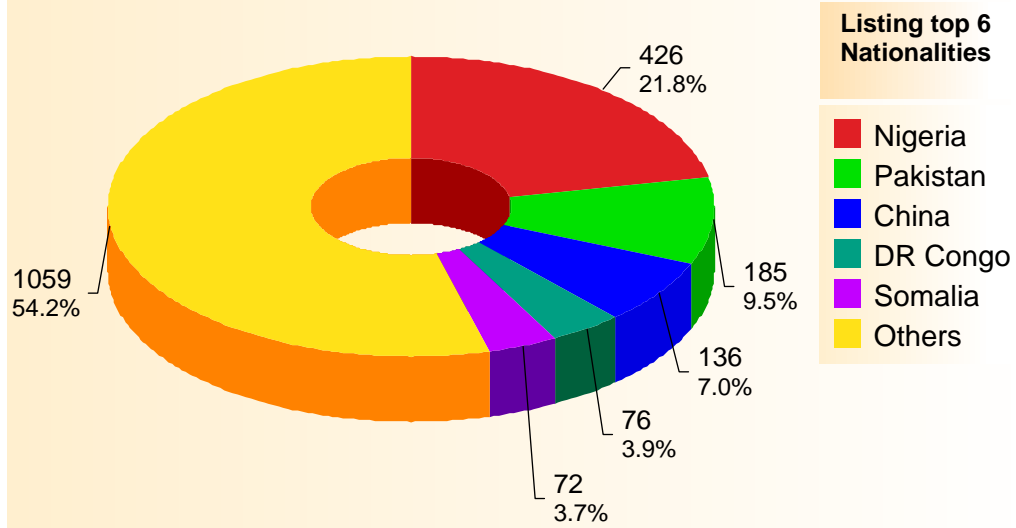
	August
<u>Applications for a declaration as a refugee</u>	<u>54</u>
<u>Cases Completed</u>	<u>60</u>
<i>These are broken down as follows:</i>	
Recommendations to declare applicant to be a refugee	0
Recommendation to refuse applicant a declaration to be a refugee where Section 13(4) B applies	20
Recommendation to refuse applicant a declaration to be a refugee where Section 13(5) applies	23
Recommendation to refuse applicant a declaration to be a refugee where Section 13(2) applies:	
- Withdrawn	2
- Deemed withdrawn	5
Recommendation to refuse applicant a declaration to be a refugee where Section 22(8) applies:	3
Determinations made under the EU Dublin II Regulation	7
Unprocessable	0

Applications for a declaration to be a refugee as at (31/08)

Table 5

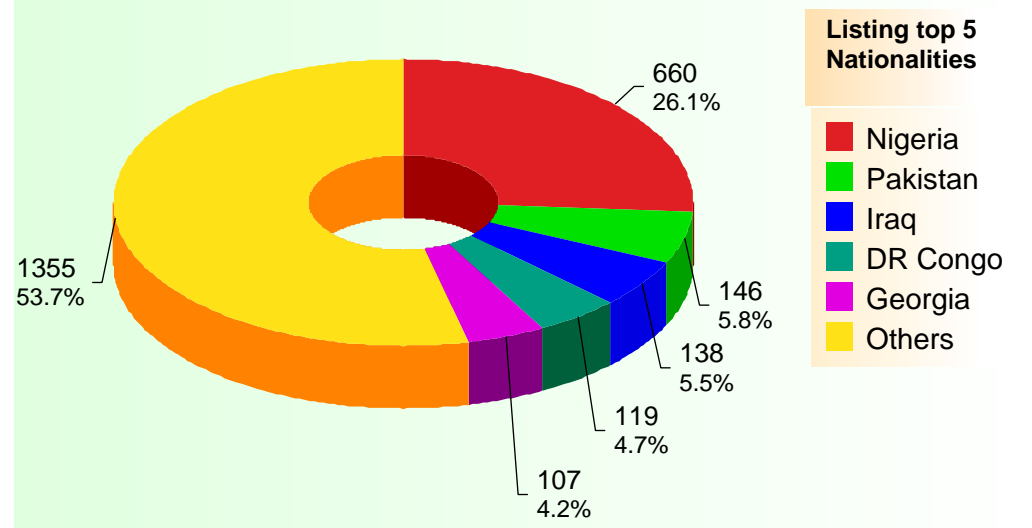
2009 as at end August

Total: 1954



Same period for 2008

Total: 2525



Family Reunification Applications and Cases Processed.

Table 6

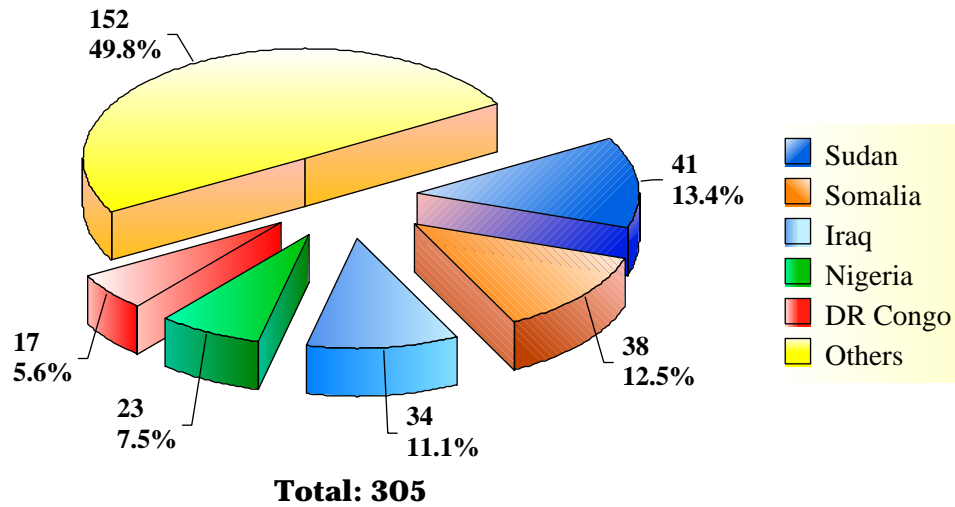
	August		2009	
	Applications	Dependants	Applications	Dependants
Number of Family Reunification applications received by ORAC	44	89	305	643
Number of cases commenced (questionnaire issued)	42	87	305	645
Number of cases processed to completion (report to Minister)	31	70	302	602

Family Reunification Applications and Cases Processed.

	2001 - 2009	
	Applications	Dependants
Number of Family Reunification applications received to date	3480	7722
Total Number of family reunification applications processed to date	3305	7344
Number of cases outstanding	175	378

Family Reunification Applications - Top 5 Nationalities

Top 5 Nationalities 2009 (31/08)



Top 5 Nationalities Same Period 2008

