

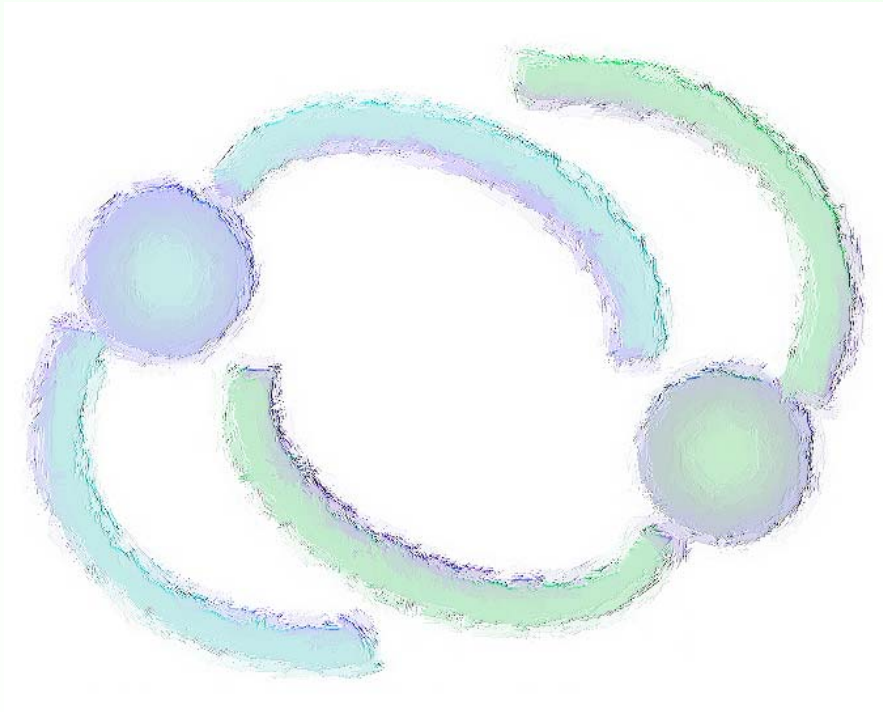
Office of the Refugee Applications Commissioner

Monthly statistics

August, 2010 issue

Tables

1. Overview of applications.
2. Activity breakdown for August, 2010.
3. Cases Processed to completion for 2002 to 2010.
4. Applications received and cases processed to completion which are subject to a Ministerial Prioritisation Directive under Section 12 of the Refugee Act.
5. Applications for Asylum (top 5 nationalities).
6. Family Reunification breakdown.
7. Family Reunification (top 5 nationalities).



Contact:
RAC_oracstats@orac.ie

Asylum Applications. The Office of the Refugee Applications Commissioner.
Activity from 20/11/2000

Table 1

	Pre 2003	2003	2004	2005	2006	2007	2008	2009	2010	Total
Applications										
No. of new applications for a declaration as a refugee	*11598	7483	4265	4304	4241	3933	3807	2660	1352	
No of re-applications for a declaration as a refugee	*36	417	501	19	73	52	59	29	10	
Total No. of applications for a declaration as a refugee	*11634	7900	4766	4323	4314	3985	3866	2689	1362	
Balance of applications awaiting a recommendation from 17/11/00	9,427									9427
Applications received from 20/11/00	23091	7900	4766	4323	4314	3985	3866	2689	1362	56296
Decisions returned for processing	293	36	146	182	210	120	104	9	0	1,100
Previous DII determinations where transfer completed [Deemed Withdrawn S22(8)]	0	0	0	1	6	79	265	217	58	626
No. of applications processed since 20/11/00	32,810	7,936	4,912	4,504	4,528	4,178	4,226	2,880	957	66,931
<i>Unprocessable</i>	<i>1</i>	<i>0</i>	<i>0</i>	<i>1</i>	<i>1</i>	<i>0</i>	<i>0</i>	<i>0</i>	<i>0</i>	3
No. of applications outstanding	0	0	0	1	1	6	9	35	463	515

It should be noted that the above figures refer to the year in which the application was lodged and NOT to the year in which it was processed.
These statistics reflect activity since the implementation of the Refugee Act 1996 (as amended) on 17/11/2000

Processing of Outstanding Applications

All adult applicants are scheduled for interview. In August, 222 interviews were scheduled. Excluding interviews postponed, applicants attended in 75.2% of cases.

Decisions Returned for Processing

These are EU Dublin II Regulation cases in which their transfers have expired and which have therefore been returned to ORAC for further processing.

The total number of cases returned for processing in 2010 is 85 as at 31st of August.

*2002 only

Activity breakdown for August 2010

Table 2

Total Applications for a declaration as a refugee	<u>174</u>
<i>New applications for a declaration as a refugee</i>	<i>168</i>
<i>Re-applications for a declaration as a refugee</i>	<i>6</i>
Total Cases Completed	<u>167</u>
<i>These are broken down as follows:</i>	
<i>Recommendations to declare applicant to be a refugee</i>	<i>1</i>
<i>Recommendation to refuse applicant a declaration to be a refugee</i>	
> <i>Where Section 13(4)(b) applies</i>	<i>50</i>
> <i>Where Section 13(5) applies</i>	<i>47</i>
> <i>Where Section 13(2) applies</i>	
- <i>Withdrawn</i>	<i>6</i>
- <i>Deemed Withdrawn</i>	<i>25</i>
> <i>Where Section 22(8) applies</i>	<i>11</i>
<i>Determinations made under the EU Dublin II Regulation</i>	<i>27</i>
<i>Unprocessable</i>	<i>0</i>
<i>Amendment / Adjustment</i>	<i>0</i>
Total additional cases	<u>15</u>
<i>Cases returned for processing</i>	<i>2</i>
<i>Decisions withdrawn/reviewed</i>	<i>2</i>
<i>Previous DII determinations where transfer completed (Deemed Withdrawn S22(8))</i>	<i>11</i>

Table 3

Cases Processed to Completion 2002 to 2010 (31/08)

	2002	2003	2004	2005	2006	2007	2008	2009	2010 (31/08)
Positive recommendations	894	345	430	455	397	376	295	97	19
Negative recommendations following Interview	5965	5461	4906	3952	3249	2621	2942	2612	966
Other Negative Recommendations and Cases Withdrawn	7565	3509	1562	835	598	811	964	797	381
Determinations made under the Dublin Convention / EU Dublin II Regulation	191	237	243	439	540	368	385	402	190
Unprocessable	586	-911	-20	1	0	-24	-1	0	0
<i>Amendment/Adjustment</i>							-4		
Total	15,201	8,641	7,121	5,682	4,784	4,152	4,581	3,908	1,556

It should be noted that these recommendations refer to the year in which the recommendations were made and NOT to the year in which the applications were lodged.

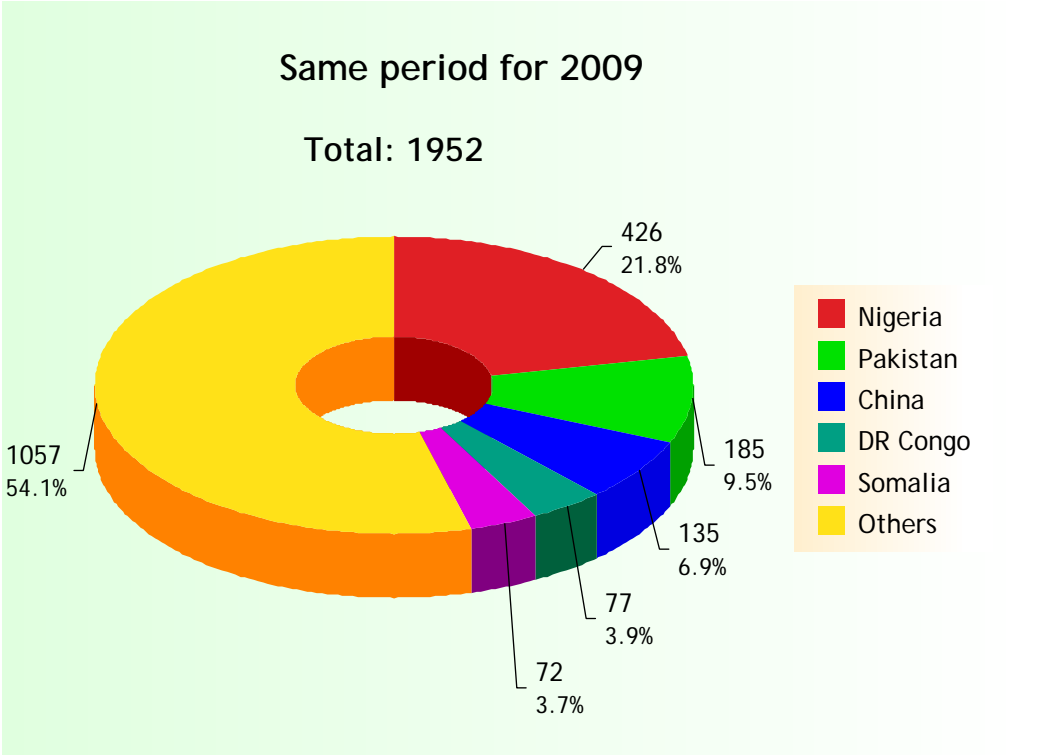
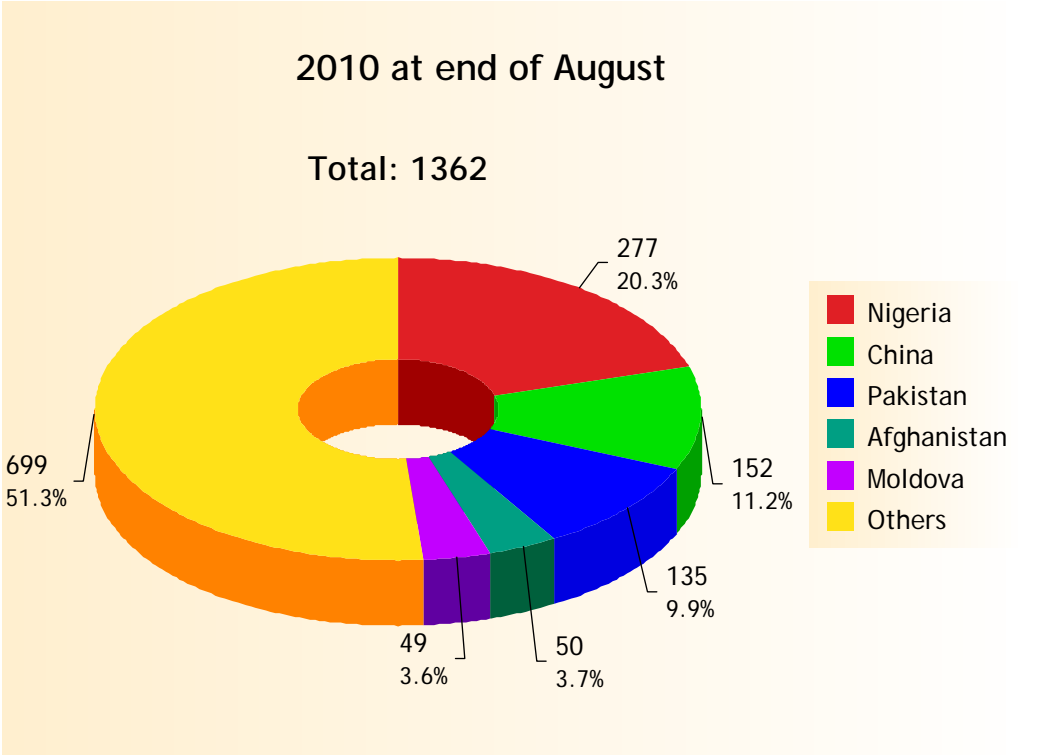
Table 4

Applications received and cases processed to completion which are subject to a Ministerial prioritisation directive under Section 12 of the Refugee Act 1996

	August
<u>Applications for a declaration as a refugee</u>	<u>5</u>
<u>Cases Completed</u>	<u>12</u>
<i>These are broken down as follows:</i>	
Recommendations to declare applicant to be a refugee	0
Recommendation to refuse applicant a declaration to be a refugee where Section 13(4) B applies	1
Recommendation to refuse applicant a declaration to be a refugee where Section 13(5) applies	9
Recommendation to refuse applicant a declaration to be a refugee where Section 13(2) applies:	
- Withdrawn	1
- Deemed withdrawn	1
Recommendation to refuse applicant a declaration to be a refugee where Section 22(8) applies:	0
Determinations made under the EU Dublin II Regulation	0
Unprocessable	0

Applications for a declaration to be a refugee as at (31/08)

Table 5



Note: The August 2009 report shows 1,954 applications. Two of these applications were taken in error and subsequently removed in September 2009, therefore 1,952 is the correct figure.

Family Reunification Applications and Cases Processed

Table 6

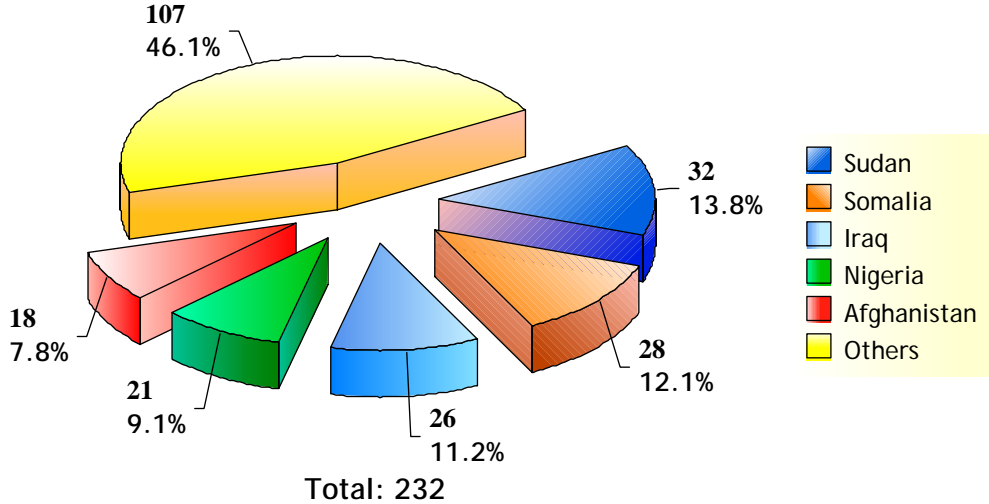
	August		2010	
	Applications	Dependants	Applications	Dependants
Number of Family Reunification applications received by ORAC	19	32	232	437
Number of cases commenced (questionnaire issued)	19	32	227	433
Number of cases processed to completion (report to Minister)	5	8	246	473

Family Reunification Applications and Cases Processed

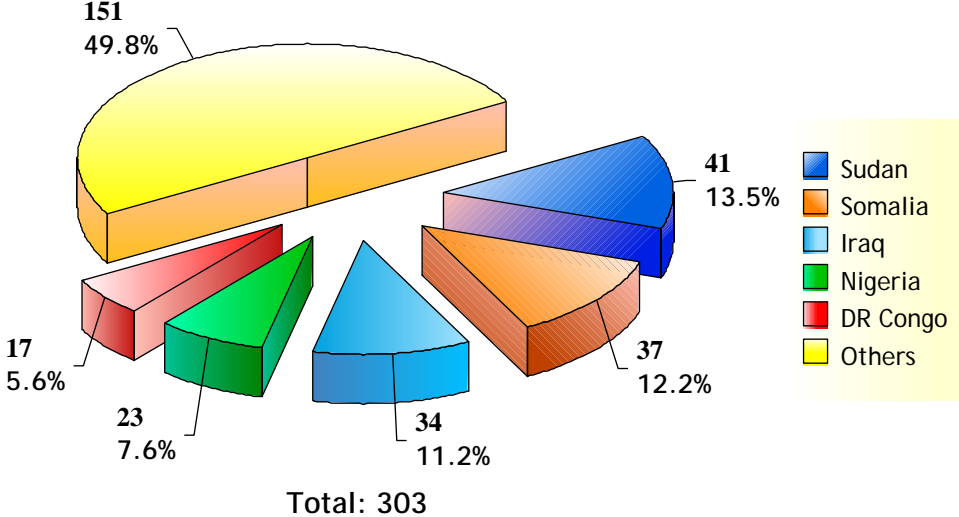
	2001 - 2010	
	Applications	Dependants
Number of Family Reunification applications received to date	3839	8420
Total Number of family reunification applications processed to date	3739	8231
Number of cases outstanding	100	189

Family Reunification Applications - Top 5 Nationalities

Top 5 Nationalities 2010 (31/08)



Top 5 Nationalities Same Period 2009



Note: The August 2009 report shows 305 applications. Two applications were taken in error and subsequently removed, therefore 303 is the correct figure.