

---

# Office of the Refugee Applications Commissioner

---



[www.orac.ie](http://www.orac.ie)

## Monthly statistical report August 2011

### Contents

#### Page 1

- Overview of applications

#### Page 2

- Activity breakdown for August, 2011

#### Page 3

- Cases processed to completion for 2002 to 2011

#### Page 4

- Applications received and cases processed to completion which are subject to a Ministerial Prioritisation Directive under section 12 of the Refugee Act, 1996.

#### Page 5

- Applications for asylum (top 5 nationalities)

#### Page 6

- Family Reunification breakdown

Table 1 - Activity from 20/11/2000

<b>Applications</b>	<b>Pre 2003</b>	<b>2003</b>	<b>2004</b>	<b>2005</b>	<b>2006</b>	<b>2007</b>	<b>2008</b>	<b>2009</b>	<b>2010</b>	<b>2011</b>	<b>Total</b>
New applications for a declaration as a refugee	*11598	7,483	4,265	4,304	4,241	3,933	3,807	2,660	1,918	904	33,515
Re-applications for a declaration as a refugee	*36	417	501	19	73	52	59	29	21	6	1,177
<b>Total applications for a declaration as a refugee</b>	<b>*11634</b>	<b>7,900</b>	<b>4,766</b>	<b>4,323</b>	<b>4,314</b>	<b>3,985</b>	<b>3,866</b>	<b>2,689</b>	<b>1,939</b>	<b>910</b>	<b>34,692</b>
Balance of applications awaiting a recommendation from 17/11/00	9,427										
Applications received from 20/11/00	23,091	7,900	4,766	4,323	4,314	3,985	3,866	2,689	1,939	910	57,783
Decisions returned for processing	293	36	147	184	211	120	120	103	9	2	1,225
Previous DII determinations where transfer completed [Deemed Withdrawn S22(8)]	0	0	0	3	6	79	265	225	137	39	754
<b>No. of applications processed since 20/11/00</b>	<b>32,810</b>	<b>7,936</b>	<b>4,913</b>	<b>4,505</b>	<b>4,524</b>	<b>4,104</b>	<b>3,981</b>	<b>2,784</b>	<b>1,933</b>	<b>627</b>	<b>68,117</b>
<i>Unprocessable</i>	<i>1</i>	<i>0</i>	<i>0</i>	<i>1</i>	<i>1</i>	<i>0</i>	<i>0</i>	<i>0</i>	<i>0</i>	<i>0</i>	<i>3</i>
<b>No. of applications outstanding</b>	<b>0</b>	<b>0</b>	<b>0</b>	<b>1</b>	<b>0</b>	<b>1</b>	<b>5</b>	<b>8</b>	<b>15</b>	<b>285</b>	<b>315</b>

It should be noted that the above figures refer to the year in which the application was lodged and NOT to the year in which it was processed.

These statistics reflect activity since the implementation of the Refugee Act 1996 (as amended) on 17/11/2000

#### Processing of Outstanding Applications

All adult applicants are scheduled for interview. In August 168 interviews were scheduled. Excluding interviews postponed, applicants attended in 88.4% of cases.

#### Decisions Returned for Processing

These are EU Dublin II Regulation cases in which their transfers have expired and which have therefore been returned to ORAC for further processing.

The total number of cases returned for processing in 2011 is 86 as at 31st of August.

\*2002 only

Table 2 - Activity breakdown for August 2011

**Applications**

New applications for a declaration as a refugee	112
Re-applications for a declaration as a refugee	1
<b>Total applications for a declaration as a refugee</b>	<b>113</b>

**Recommendations**

Recommendations to grant an applicant refugee status	4
Recommendation to refuse an applicant refugee status	
▪ Where section 13(4)(b) applies	47
▪ Where section 13(5) applies	37
▪ Where section 13(2) applies	
	- Withdrawn 4
	- Deemed Withdrawn 23
	- Total 27
▪ Where section 22(8) applies	12
▪ Determinations made under the EU Dublin II Regulation	19
Unprocessable	0
Amendment / Adjustment	0
<b>Total recommendations made</b>	<b>146</b>

**Additional cases**

Cases returned for processing	7
Decisions withdrawn/reviewed	0
Previous DII determinations where transfer completed [Deemed Withdrawn s.22(8)]	12
<b>Total additional cases</b>	<b>19</b>

Table 3 - Cases Processed to Completion [2002 to 2011 (31/08)]

	2002	2003	2004	2005	2006	2007	2008	2009	2010	2011
Positive recommendations	894	345	430	455	397	376	295	97	24	36
Negative recommendations following interview	5,965	5,461	4,906	3,952	3,249	2,621	2,942	2,612	1,309	749
Other negative recommendations and cases withdrawn	7,565	3,509	1,562	835	598	811	964	797	596	376
Determinations made under the Dublin Convention / EU Dublin II Regulation	191	237	243	439	540	368	385	402	263	171
Unprocessable	586	-911	-20	1	0	-24	-1	0	0	0
Amendment/Adjustment							-4			
<b>Total</b>	<b>15,201</b>	<b>8,641</b>	<b>7,121</b>	<b>5,682</b>	<b>4,784</b>	<b>4,152</b>	<b>4,581</b>	<b>3,908</b>	<b>2,192</b>	<b>1,332</b>

It should be noted that the above figures refer to the year in which the recommendations were made, and not to the year in which the applications were lodged.

Table 4

Applications received and cases processed to completion which are subject to a Ministerial prioritisation directive under Section 12 of the Refugee Act 1996 - August 2011

**Applications**

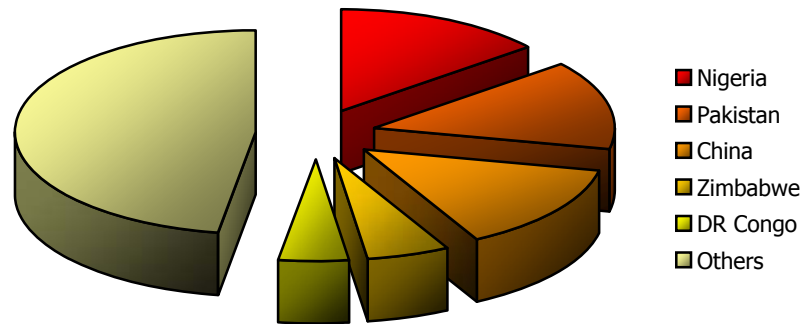
**Total applications for a declaration as a refugee** **5**

**Recommendations**

Recommendations to grant an applicant refugee status	0	
Recommendation to refuse an applicant refugee status		
▪ Where section 13(4)(b) applies	0	
▪ Where section 13(5) applies	8	
	- Withdrawn	0
▪ Where section 13(2) applies	- Deemed Withdrawn	2
	- Total	2
▪ Where section 22(8) applies	0	
▪ Determinations made under the EU Dublin II Regulation	0	
Unprocessable	0	
<b>Total recommendations made</b>	<b>10</b>	

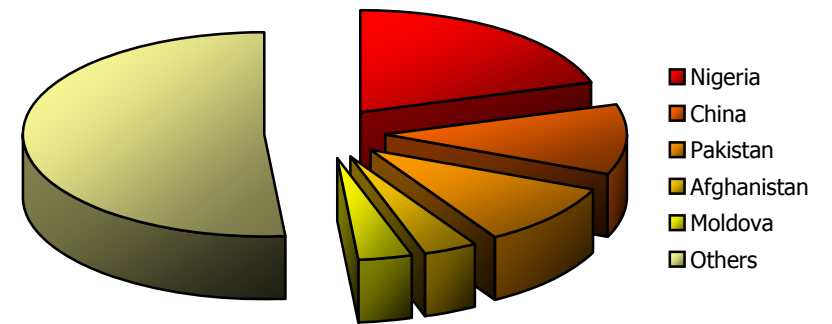
Table 5 - Applications for a declaration to be a refugee (top 5 nationalities)

Applications in 2011 (31/08)



Nationality	Applications	% of total
Nigeria	129	14.2
Pakistan	129	14.2
China	127	14.0
Zimbabwe	50	5.5
DR Congo	44	4.8
Others	431	47.4
<b>Total</b>	<b>910</b>	<b>100.0</b>

Applications in 2010 (31/08)



Nationality	Applications	% of total
Nigeria	277	20.3
China	152	11.2
Pakistan	135	9.9
Afghanistan	50	3.7
Moldova	49	3.6
Others	699	51.3
<b>Total</b>	<b>1,362</b>	<b>100.0</b>

Table 6 - Family Reunification Applications and Cases Processed

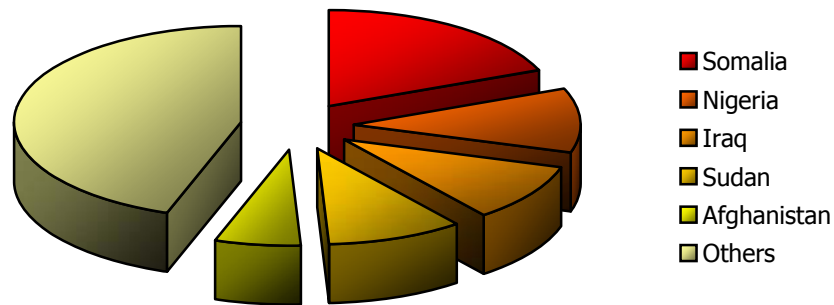
Monthly / Year-to-date activity	August		2011	
	Applications	Dependants	Applications	Dependants
Family Reunification applications received by ORAC	20	37	165	295
Cases commenced (questionnaire issued)	14	30	160	289
Cases processed to completion (report to Minister)	31	63	146	276

Overall activity

	2001 - 2011	
	Applications	Dependants
Family Reunification applications received to date	4,096	8,861
Total Family Reunification applications processed to date	3,893	8,513
Number of cases outstanding	203	348

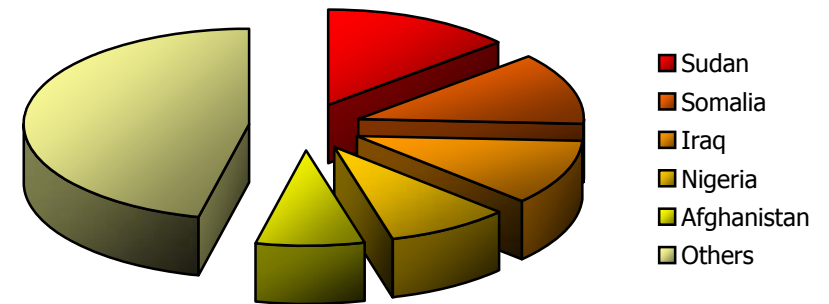
Table 7 - Family Reunification Applications [Top 5 Nationalities]

Applications in 2011 (31/08)



Nationality	Applications	% of total
Somalia	31	18.8
Nigeria	18	10.9
Iraq	16	9.7
Sudan	16	9.7
Afghanistan	10	6.1
Others	74	44.8
<b>Total</b>	<b>165</b>	<b>100.0</b>

Applications in 2010 (31/08)



Nationality	Applications	% of total
Sudan	32	13.7
Somalia	28	12.0
Iraq	26	11.2
Nigeria	21	9.0
Afghanistan	18	7.7
Others	108	46.4
<b>Total</b>	<b>233</b>	<b>100.0</b>