
Office of the Refugee Applications Commissioner



www.orac.ie

Monthly statistical report July 2011

Contents

Page 1

- Overview of applications

Page 2

- Activity breakdown for July, 2011

Page 3

- Cases processed to completion for 2002 to 2011

Page 4

- Applications received and cases processed to completion which are subject to a Ministerial Prioritisation Directive under section 12 of the Refugee Act, 1996.

Page 5

- Applications for asylum (top 5 nationalities)

Page 6

- Family Reunification breakdown

Table 1 - Activity from 20/11/2000

Applications	Pre 2003	2003	2004	2005	2006	2007	2008	2009	2010	2011	Total
New applications for a declaration as a refugee	*11598	7,483	4,265	4,304	4,241	3,933	3,807	2,660	1,918	792	33,403
Re-applications for a declaration as a refugee	*36	417	501	19	73	52	59	29	21	5	1,176
Total applications for a declaration as a refugee	*11634	7,900	4,766	4,323	4,314	3,985	3,866	2,689	1,939	797	34,579
Balance of applications awaiting a recommendation from 17/11/00	9,427										
Applications received from 20/11/00	23,091	7,900	4,766	4,323	4,314	3,985	3,866	2,689	1,939	797	57,670
Decisions returned for processing	293	36	147	184	211	120	120	96	9	2	1,218
Previous DII determinations where transfer completed [Deemed Withdrawn S22(8)]	0	0	0	3	6	79	265	225	136	28	742
No. of applications processed since 20/11/00	32,810	7,936	4,913	4,505	4,524	4,104	3,981	2,777	1,929	506	67,985
<i>Unprocessable</i>	<i>1</i>	<i>0</i>	<i>0</i>	<i>1</i>	<i>1</i>	<i>0</i>	<i>0</i>	<i>0</i>	<i>0</i>	<i>0</i>	<i>3</i>
No. of applications outstanding	0	0	0	1	0	1	5	8	19	293	327

It should be noted that the above figures refer to the year in which the application was lodged and NOT to the year in which it was processed.

These statistics reflect activity since the implementation of the Refugee Act 1996 (as amended) on 17/11/2000

Processing of Outstanding Applications

All adult applicants are scheduled for interview. In July 155 interviews were scheduled. Excluding interviews postponed, applicants attended in 90.9% of cases.

Decisions Returned for Processing

These are EU Dublin II Regulation cases in which their transfers have expired and which have therefore been returned to ORAC for further processing.

The total number of cases returned for processing in 2011 is 79 as at 31st of July.

*2002 only

Table 2 - Activity breakdown for July 2011

Applications

New applications for a declaration as a refugee	109
Re-applications for a declaration as a refugee	2
Total applications for a declaration as a refugee	111

Recommendations

Recommendations to grant an applicant refugee status	3	
Recommendation to refuse an applicant refugee status		
▪ Where section 13(4)(b) applies	60	
▪ Where section 13(5) applies	42	
	- Withdrawn	7
▪ Where section 13(2) applies	- Deemed Withdrawn	19
	- Total	26
▪ Where section 22(8) applies	19	
▪ Determinations made under the EU Dublin II Regulation	25	
Unprocessable	0	
Amendment / Adjustment	0	
Total recommendations made	175	

Additional cases

Cases returned for processing	2
Decisions withdrawn/reviewed	0
Previous DII determinations where transfer completed [Deemed Withdrawn s.22(8)]	19
Total additional cases	21

Table 3 - Cases Processed to Completion [2002 to 2011 (31/07)]

	2002	2003	2004	2005	2006	2007	2008	2009	2010	2011
Positive recommendations	894	345	430	455	397	376	295	97	24	32
Negative recommendations following interview	5,965	5,461	4,906	3,952	3,249	2,621	2,942	2,612	1,309	667
Other negative recommendations and cases withdrawn	7,565	3,509	1,562	835	598	811	964	797	596	337
Determinations made under the Dublin Convention / EU Dublin II Regulation	191	237	243	439	540	368	385	402	263	152
Unprocessable	586	-911	-20	1	0	-24	-1	0	0	0
Amendment/Adjustment							-4			
Total	15,201	8,641	7,121	5,682	4,784	4,152	4,581	3,908	2,192	1,188

It should be noted that the above figures refer to the year in which the recommendations were made, and not to the year in which the applications were lodged.

Table 4

Applications received and cases processed to completion which are subject to a Ministerial prioritisation directive under Section 12 of the Refugee Act 1996 - July 2011

Applications

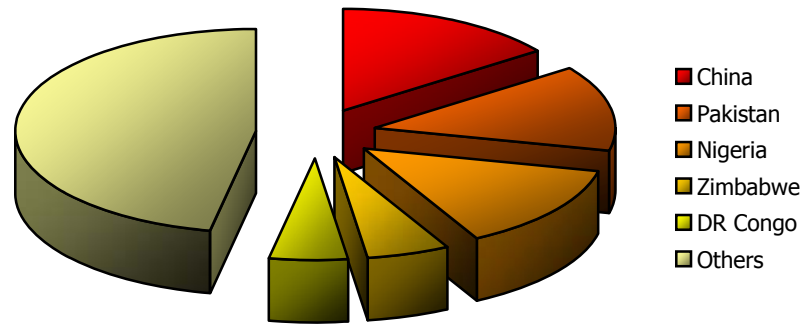
Total applications for a declaration as a refugee 3

Recommendations

Recommendations to grant an applicant refugee status	0
Recommendation to refuse an applicant refugee status	
▪ Where section 13(4)(b) applies	1
▪ Where section 13(5) applies	5
	- Withdrawn 1
▪ Where section 13(2) applies	- Deemed Withdrawn 0
	- Total 1
▪ Where section 22(8) applies	0
▪ Determinations made under the EU Dublin II Regulation	0
Unprocessable	0
Total recommendations made	7

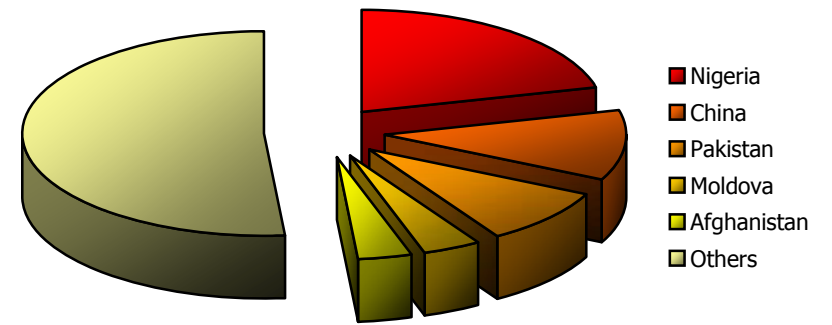
Table 5 - Applications for a declaration to be a refugee (top 5 nationalities)

Applications in 2011 (31/07)



Nationality	Applications	% of total
China	120	15.1
Pakistan	109	13.7
Nigeria	107	13.4
Zimbabwe	45	5.6
DR Congo	41	5.1
Others	375	47.1
Total	797	100.0

Applications in 2010 (31/07)



Nationality	Applications	% of total
Nigeria	251	21.1
China	131	11.0
Pakistan	107	9.0
Moldova	45	3.8
Afghanistan	43	3.6
Others	611	51.4
Total	1,188	100.0

Table 6 - Family Reunification Applications and Cases Processed

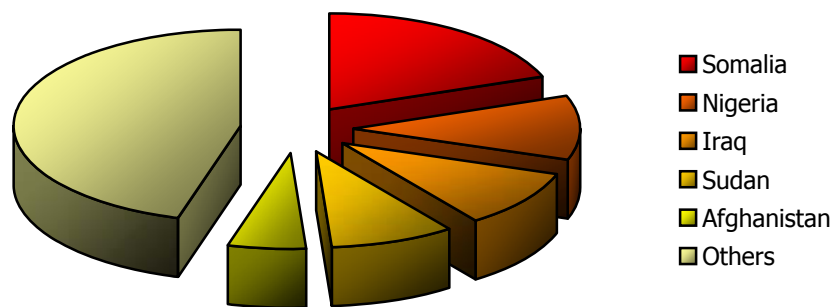
Monthly / Year-to-date activity	July		2011	
	Applications	Dependants	Applications	Dependants
Family Reunification applications received by ORAC	28	50	145	258
Cases commenced (questionnaire issued)	33	57	146	259
Cases processed to completion (report to Minister)	27	52	113	211

Overall activity

	2001 - 2011	
	Applications	Dependants
Family Reunification applications received to date	4,075	8,823
Total Family Reunification applications processed to date	3,858	8,444
Number of cases outstanding	217	379

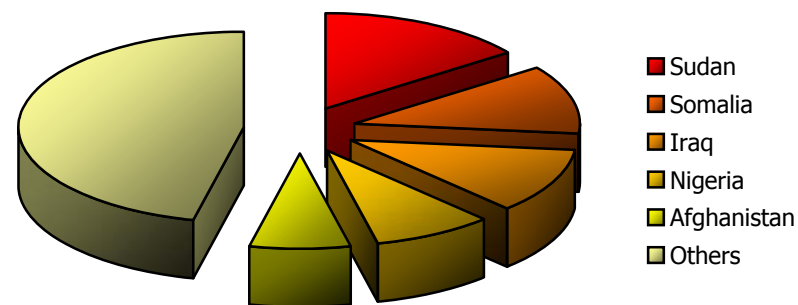
Table 7 - Family Reunification Applications [Top 5 Nationalities]

Applications in 2011 (31/07)



Nationality	Applications	% of total
Somalia	28	19.3
Nigeria	16	11.0
Iraq	14	9.7
Sudan	13	9.0
Afghanistan	8	5.5
Others	66	45.5
Total	145	100.0

Applications in 2010 (31/07)



Nationality	Applications	% of total
Sudan	32	15.0
Somalia	25	11.7
Iraq	24	11.2
Nigeria	18	8.4
Afghanistan	16	7.5
Others	99	46.3
Total	214	100.0