

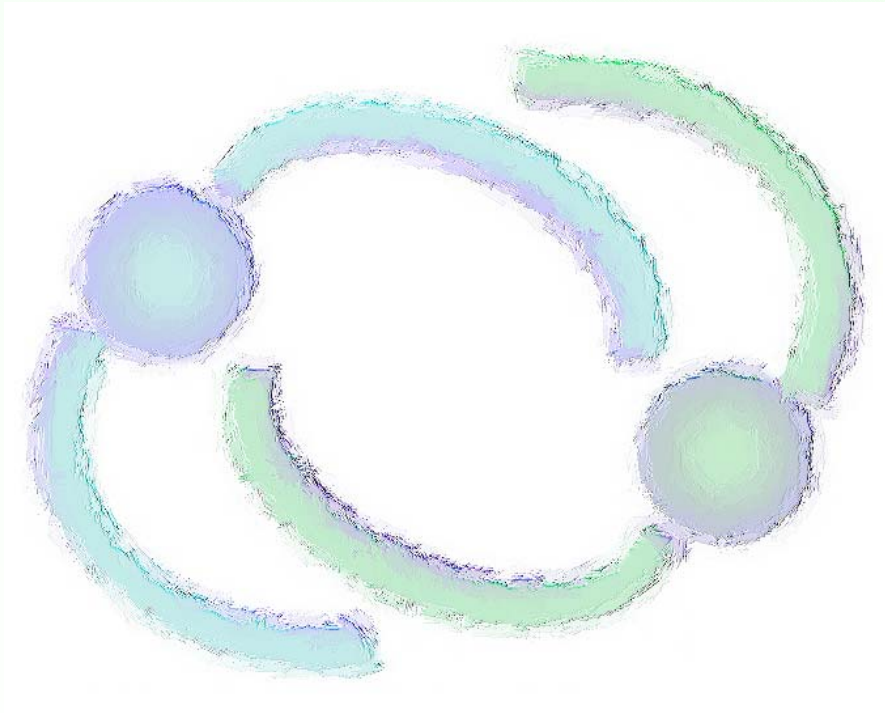
Office of the Refugee Applications Commissioner

Monthly statistics

July, 2010 issue

Tables

1. Overview of applications.
2. Activity breakdown for July, 2010.
3. Cases Processed to completion for 2002 to 2010.
4. Applications received and cases processed to completion which are subject to a Ministerial Prioritisation Directive under Section 12 of the Refugee Act.
5. Applications for Asylum (top 5 nationalities).
6. Family Reunification breakdown.
7. Family Reunification (top 5 nationalities).



Contact:
RAC_oracstats@orac.ie

Asylum Applications. The Office of the Refugee Applications Commissioner.
Activity from 20/11/2000

Table 1

| | Pre 2003 | 2003 | 2004 | 2005 | 2006 | 2007 | 2008 | 2009 | 2010 | Total |
|--|---------------|--------------|--------------|--------------|--------------|--------------|--------------|--------------|-------------|---------------|
| Applications | | | | | | | | | | |
| No. of new applications for a declaration as a refugee | *11598 | 7483 | 4265 | 4304 | 4241 | 3933 | 3807 | 2660 | 1184 | |
| No of re-applications for a declaration as a refugee | *36 | 417 | 501 | 19 | 73 | 52 | 59 | 29 | 4 | |
| Total No. of applications for a declaration as a refugee | *11634 | 7900 | 4766 | 4323 | 4314 | 3985 | 3866 | 2689 | 1188 | |
| Balance of applications awaiting a recommendation from 17/11/00 | 9,427 | | | | | | | | | 9427 |
| Applications received from 20/11/00 | 23091 | 7900 | 4766 | 4323 | 4314 | 3985 | 3866 | 2689 | 1188 | 56122 |
| Decisions returned for processing | 293 | 36 | 146 | 182 | 210 | 120 | 102 | 9 | 0 | 1,098 |
| Previous DII determinations where transfer completed [Deemed Withdrawn S22(8)] | 0 | 0 | 0 | 1 | 6 | 79 | 265 | 217 | 47 | 615 |
| No. of applications processed since 20/11/00 | 32,810 | 7,936 | 4,912 | 4,504 | 4,528 | 4,178 | 4,224 | 2,876 | 798 | 66,766 |
| <i><u>Unprocessable</u></i> | <i>1</i> | <i>0</i> | <i>0</i> | <i>1</i> | <i>1</i> | <i>0</i> | <i>0</i> | <i>0</i> | <i>0</i> | 3 |
| No. of applications outstanding | 0 | 0 | 0 | 1 | 1 | 6 | 9 | 39 | 437 | 493 |

It should be noted that the above figures refer to the year in which the application was lodged and NOT to the year in which it was processed. These statistics reflect activity since the implementation of the Refugee Act 1996 (as amended) on 17/11/2000

Processing of Outstanding Applications

All adult applicants are scheduled for interview. In July, 222 interviews were scheduled. Excluding interviews postponed, applicants attended in 87.7% of cases.

Decisions Returned for Processing

These are EU Dublin II Regulation cases in which their transfers have expired and which have therefore been returned to ORAC for further processing.

The total number of cases returned for processing in 2010 is 83 as at 31st of July.

*2002 only

Activity breakdown for July 2010

Table 2

| | |
|---|-------------------|
| Total Applications for a declaration as a refugee | <u>162</u> |
| <i>New applications for a declaration as a refugee</i> | 160 |
| <i>Re-applications for a declaration as a refugee</i> | 2 |
| Total Cases Completed | <u>189</u> |
| <i>These are broken down as follows:</i> | |
| <i>Recommendations to declare applicant to be a refugee</i> | 3 |
| <i>Recommendation to refuse applicant a declaration to be a refugee</i> | |
| > <i>Where Section 13(4)(b) applies</i> | 49 |
| > <i>Where Section 13(5) applies</i> | 35 |
| > <i>Where Section 13(2) applies</i> | |
| - <i>Withdrawn</i> | 8 |
| - <i>Deemed Withdrawn</i> | 40 |
| > <i>Where Section 22(8) applies</i> | 23 |
| <i>Determinations made under the EU Dublin II Regulation</i> | 31 |
| <i>Unprocessable</i> | 0 |
| <i>Amendment / Adjustment</i> | 0 |
| Total additional cases | <u>32</u> |
| <i>Cases returned for processing</i> | 6 |
| <i>Decisions withdrawn/reviewed</i> | 3 |
| <i>Previous DII determinations where transfer completed (Deemed Withdrawn S22(8))</i> | 23 |

Table 3

Cases Processed to Completion 2002 to 2010 (31/07)

| | 2002 | 2003 | 2004 | 2005 | 2006 | 2007 | 2008 | 2009 | 2010 (31/07) |
|---|--------|-------|-------|-------|-------|-------|-------|-------|-----------------|
| Positive recommendations | 894 | 345 | 430 | 455 | 397 | 376 | 295 | 97 | 18 |
| Negative recommendations following Interview | 5965 | 5461 | 4906 | 3952 | 3249 | 2621 | 2942 | 2612 | 869 |
| Other Negative Recommendations and Cases Withdrawn | 7565 | 3509 | 1562 | 835 | 598 | 811 | 964 | 797 | 340 |
| Determinations made under the Dublin Convention / EU Dublin II Regulation | 191 | 237 | 243 | 439 | 540 | 368 | 385 | 402 | 163 |
| Unprocessable | 586 | -911 | -20 | 1 | 0 | -24 | -1 | 0 | 0 |
| <i>Amendment/Adjustment</i> | | | | | | | -4 | | |
| Total | 15,201 | 8,641 | 7,121 | 5,682 | 4,784 | 4,152 | 4,581 | 3,908 | 1,390 |

It should be noted that these recommendations refer to the year in which the recommendations were made and NOT to the year in which the applications were lodged.

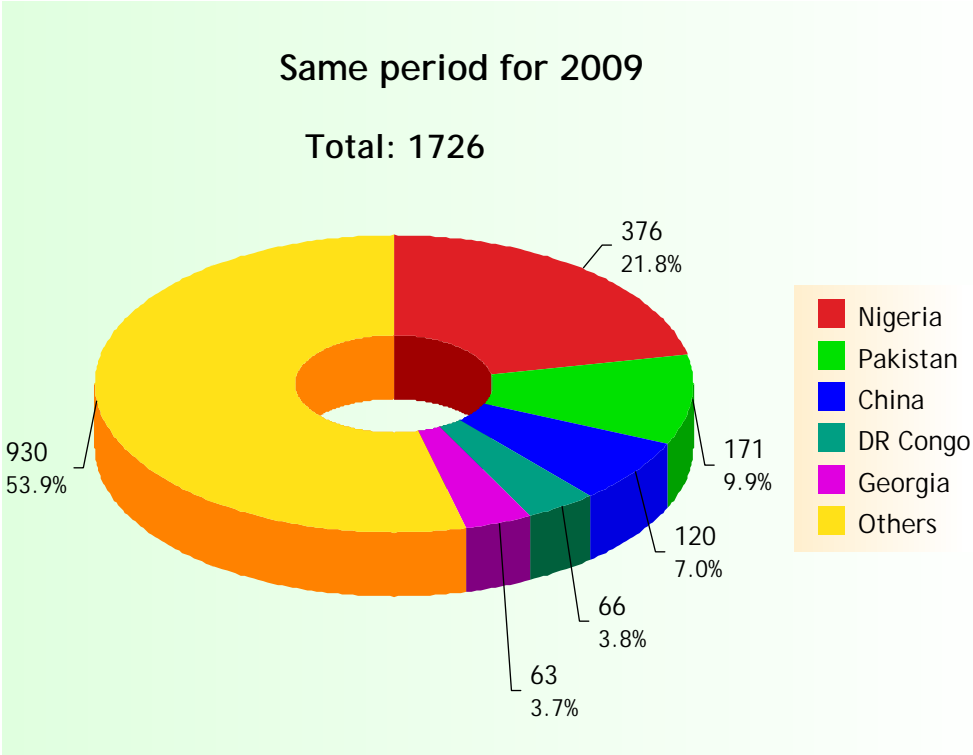
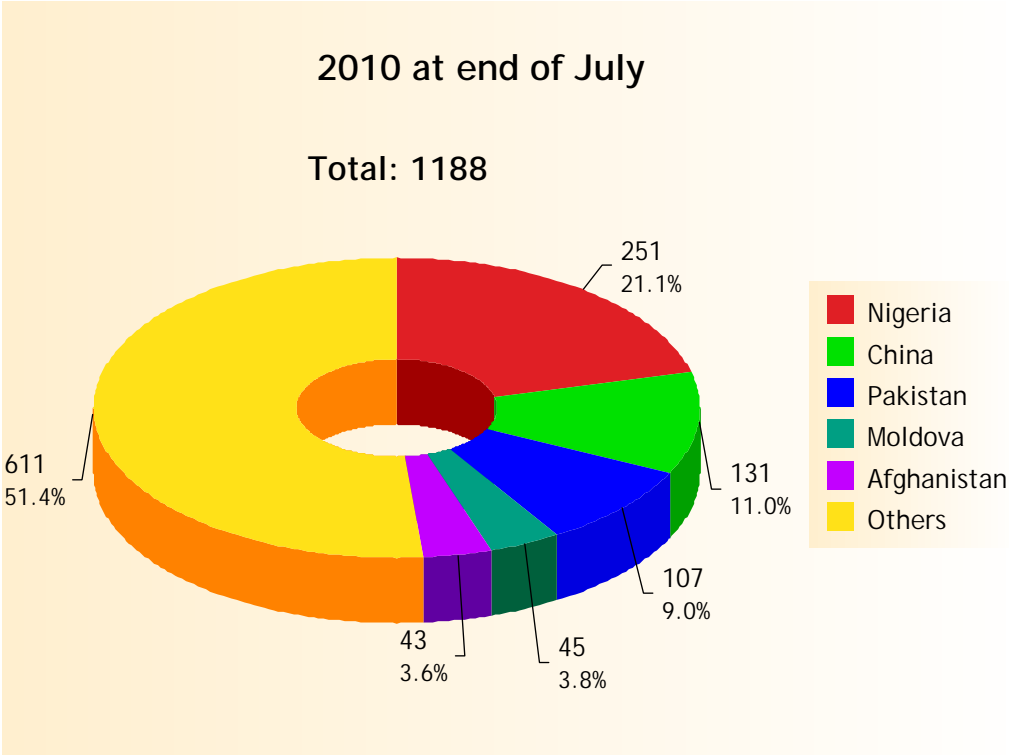
Table 4

Applications received and cases processed to completion which are subject to a Ministerial prioritisation directive under Section 12 of the Refugee Act 1996

| | July |
|--|-----------|
| <u>Applications for a declaration as a refugee</u> | <u>7</u> |
| <u>Cases Completed</u> | <u>10</u> |
| <i>These are broken down as follows:</i> | |
| Recommendations to declare applicant to be a refugee | 0 |
| Recommendation to refuse applicant a declaration to be a refugee where Section 13(4) B applies | 0 |
| Recommendation to refuse applicant a declaration to be a refugee where Section 13(5) applies | 5 |
| Recommendation to refuse applicant a declaration to be a refugee where Section 13(2) applies: | |
| - Withdrawn | 0 |
| - Deemed withdrawn | 3 |
| Recommendation to refuse applicant a declaration to be a refugee where Section 22(8) applies: | 2 |
| Determinations made under the EU Dublin II Regulation | 0 |
| Unprocessable | 0 |

Applications for a declaration to be a refugee as at (31/07)

Table 5



Note: The July 2009 report shows 1,728 applications. Two of these applications were taken in error and subsequently removed in September 2009, therefore 1,726 is the correct figure.

Family Reunification Applications and Cases Processed

Table 6

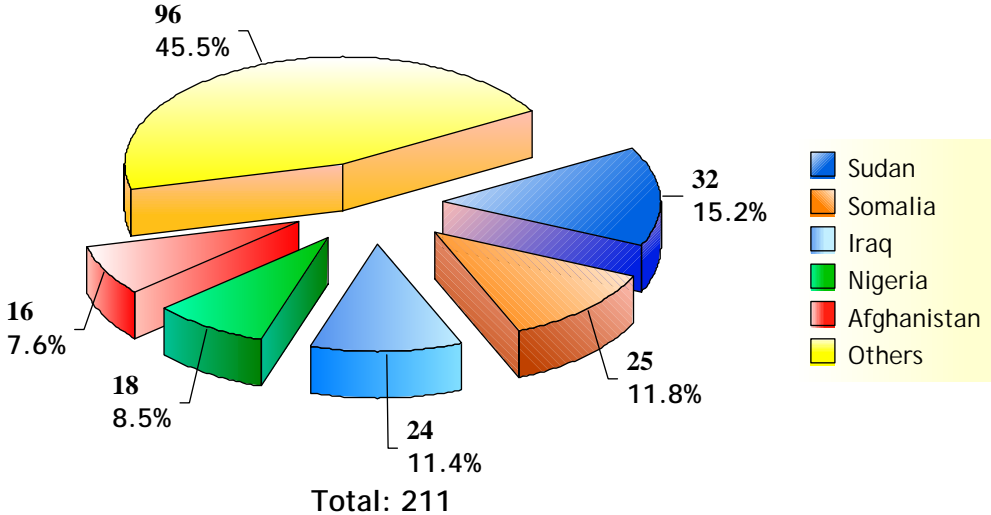
| | July | | 2010 | |
|--|--------------|------------|--------------|------------|
| | Applications | Dependants | Applications | Dependants |
| Number of Family Reunification applications received by ORAC | 25 | 51 | 212 | 405 |
| Number of cases commenced (questionnaire issued) | 24 | 50 | 206 | 400 |
| Number of cases processed to completion (report to Minister) | 42 | 84 | 241 | 465 |

Family Reunification Applications and Cases Processed

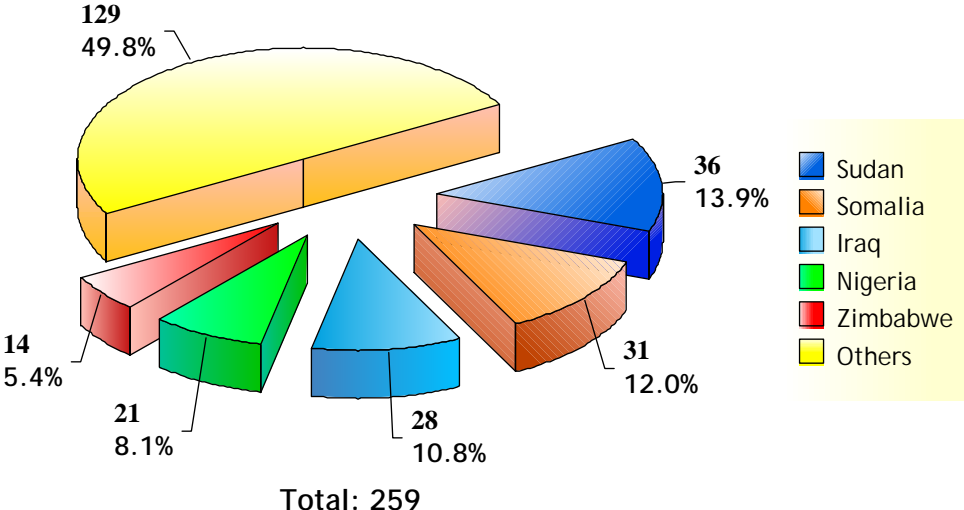
| | 2001 - 2010 | |
|---|--------------|------------|
| | Applications | Dependants |
| Number of Family Reunification applications received to date | 3819 | 8388 |
| Total Number of family reunification applications processed to date | 3735 | 8224 |
| Number of cases outstanding | 84 | 164 |

Family Reunification Applications - Top 5 Nationalities

Top 5 Nationalities 2010 (31/07)



Top 5 Nationalities Same Period 2009



Note: The July 2009 report shows 260 applications. One of application was taken in error and subsequently removed, therefore 259 is the correct figure.