

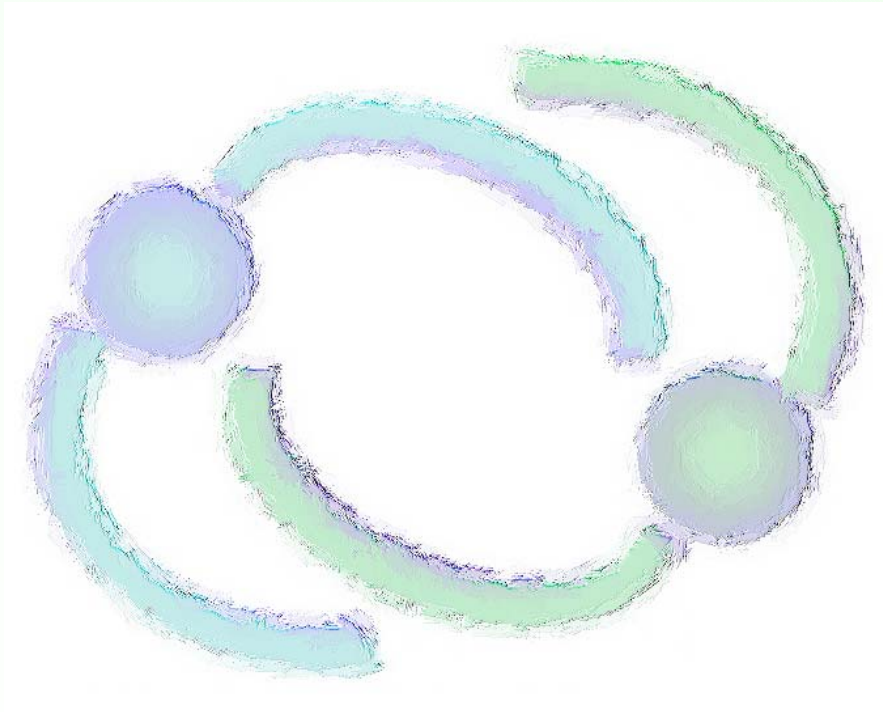
Office of the Refugee Applications Commissioner

Monthly statistics

July, 2009 issue

Tables

1. Overview of applications.
2. Activity breakdown for July, 2009.
3. Cases Processed to completion for 2002 to 2009.
4. Applications received and cases processed to completion which are subject to a Ministerial Prioritisation Directive under Section 12 of the Refugee Act.
5. Applications for Asylum (top 5 nationalities).
6. Family Reunification breakdown.
7. Family Reunification (top 5 nationalities).



**Asylum Applications. The Office of the Refugee Applications Commissioner.
Activity from 20/11/2000**

Table 1

	Pre 2003	2003	2004	2005	2006	2007	2008	2009	Total
Applications									
No. of new applications for a declaration as a refugee	*11598	7483	4265	4304	4241	3933	3807	1704	
No of re-applications for a declaration as a refugee	*36	417	501	19	73	52	59	24	
Total No. of applications for a declaration as a refugee	*11634	7900	4766	4323	4314	3985	3866	1728	
Balance of applications awaiting a recommendation from 17/11/00	9,427								9427
Applications received from 20/11/00	23091	7900	4766	4323	4314	3985	3866	1728	53973
Decisions returned for processing	293	36	146	179	208	108	4	0	974
Previous DII determinations where transfer completed [Deemed Withdrawn S22(8)]	0	0	0	0	6	78	259	71	414
No. of applications processed since 20/11/00	32,810	7,936	4,911	4,500	4,523	4,159	3,984	1,143	63,966
<i>Unprocessable</i>	1	0	0	1	1	0	0	0	3
No. of applications outstanding	0	0	1	1	4	12	145	656	819

It should be noted that the above figures refer to the year in which the application was lodged and NOT to the year in which it was processed. These statistics reflect activity since the implementation of the Refugee Act 1996 (as amended) on 17/11/2000

Processing of Outstanding Applications

All adult applicants are scheduled for interview. In July, 541 interviews were scheduled. Excluding interviews postponed, applicants attended in 89.2% of cases.

Decisions Returned for Processing

These are EU Dublin II Regulation cases in which their transfers have expired and which have therefore been returned to ORAC for further processing.

The total number of cases returned for processing in 2009 is 84 as at 31st of July.

*2002 only

Activity breakdown for July, 2009

Table 2

Total Applications for a declaration as a refugee	<u>220</u>
<i>New applications for a declaration as a refugee</i>	210
<i>Re-applications for a declaration as a refugee</i>	10
Total Cases Completed	<u>308</u>
<u>These are broken down as follows:</u>	
<i>Recommendations to declare applicant to be a refugee</i>	7
<u>Recommendation to refuse applicant a declaration to be a refugee:</u>	
> <i>Where Section 13(4)(b) applies</i>	135
> <i>Where Section 13(5) applies</i>	81
> <u>Where Section 13(2) applies</u>	
- <i>Withdrawn</i>	9
- <i>Deemed Withdrawn</i>	23
> <i>Where Section 22(8) applies</i>	18
<i>Determinations made under the EU Dublin II Regulation</i>	35
<i>Unprocessable</i>	0
<i>Amendment / Adjustment</i>	0
Total additional cases	<u>36</u>
<i>Cases returned for processing</i>	4
<i>Decisions withdrawn/reviewed</i>	14
<i>Previous DII determinations where transfer completed (Deemed Withdrawn S22(8))</i>	18

Table 3

Cases Processed to Completion 2002 to 2009 (31/07)

	2002	2003	2004	2005	2006	2007	2008	2009 (31/07)
Positive recommendations	894	345	430	455	397	376	295	68
Negative recommendations following Interview	5965	5461	4906	3952	3249	2621	2942	1648
Other Negative Recommendations and Cases Withdrawn	7565	3509	1562	835	598	811	964	490
Determinations made under the Dublin Convention / EU Dublin II Regulation	191	237	243	439	540	368 (5)	385	221
Unprocessable	586	-911	-20	1	0	-24	-1	0
<i>Amendment/Adjustment</i>							-4	0
Total	15,201	8,641	7,121	5,682	4,784	4,152	4,581	2,427

It should be noted that these recommendations refer to the year in which the recommendations were made and NOT to the year in which the applications were lodged.

(Determinations made under Dublin Convention/ Dublin Regulation under Article 4.3 not previously included as child born after parent's determination.)

Table 4

Applications received and cases processed to completion which are subject to a Ministerial prioritisation directive under Section 12 of the Refugee Act 1996

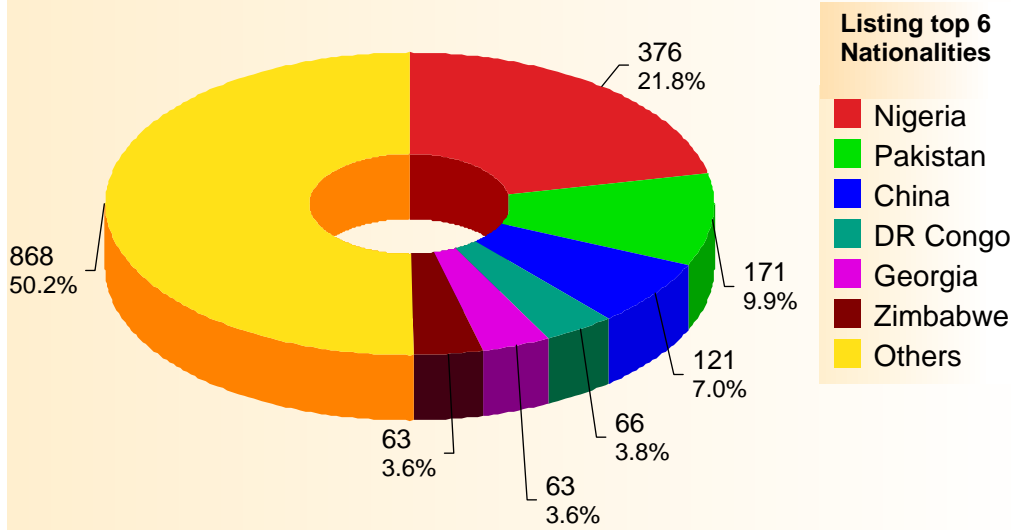
	July
<u>Applications for a declaration as a refugee</u>	<u>42</u>
<u>Cases Completed</u>	<u>63</u>
<i>These are broken down as follows:</i>	
Recommendations to declare applicant to be a refugee	0
Recommendation to refuse applicant a declaration to be a refugee where Section 13(4) B applies	26
Recommendation to refuse applicant a declaration to be a refugee where Section 13(5) applies	28
Recommendation to refuse applicant a declaration to be a refugee where Section 13(2) applies:	
- Withdrawn	1
- Deemed withdrawn	1
Recommendation to refuse applicant a declaration to be a refugee where Section 22(8) applies:	1
Determinations made under the EU Dublin II Regulation	6
Unprocessable	0

Applications for a declaration to be a refugee as at (31/07)

Table 5

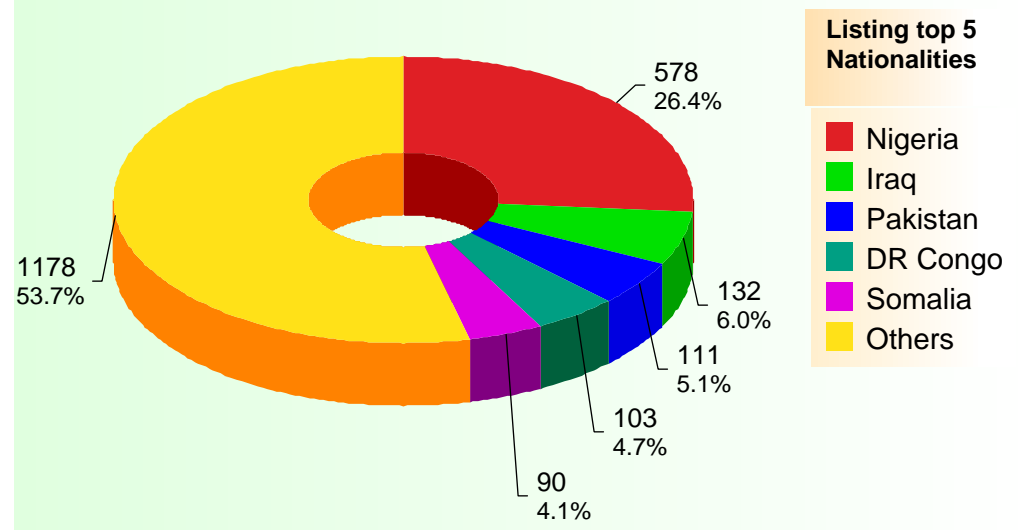
2009 as at end July

Total: 1728



Same period for 2008

Total: 2192



Family Reunification Applications and Cases Processed.

Table 6

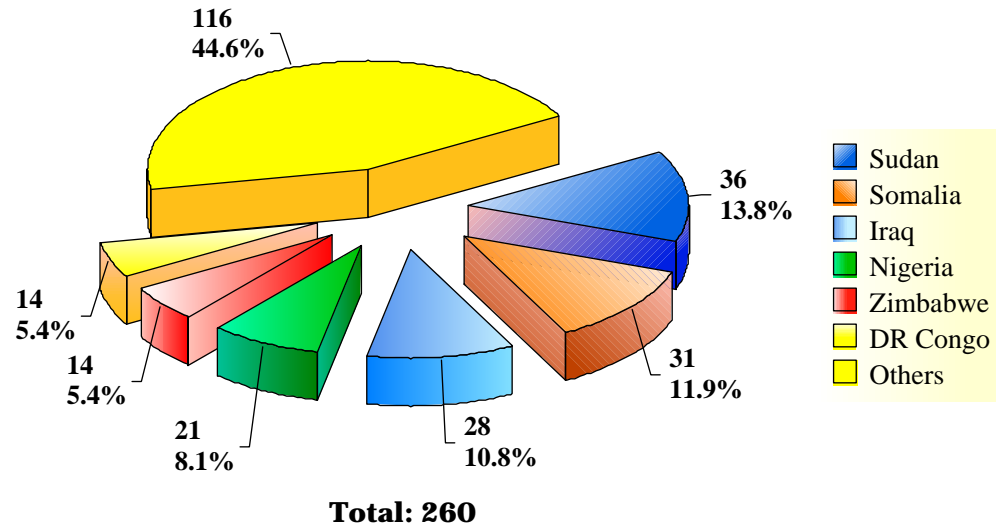
	July		2009	
	Applications	Dependants	Applications	Dependants
Number of Family Reunification applications received by ORAC	53	130	260	549
Number of cases commenced (questionnaire issued)	55	135	262	553
Number of cases processed to completion (report to Minister)	52	104	262	524

Family Reunification Applications and Cases Processed.

	2001 - 2009	
	Applications	Dependants
Number of Family Reunification applications received to date	3431	7624
Total Number of family reunification applications processed to date	3265	7262
Number of cases outstanding	166	362

Family Reunification Applications - Top 5 Nationalities

Top 6 Nationalities 2009 (31/07)



Top 6 Nationalities Same Period 2008

