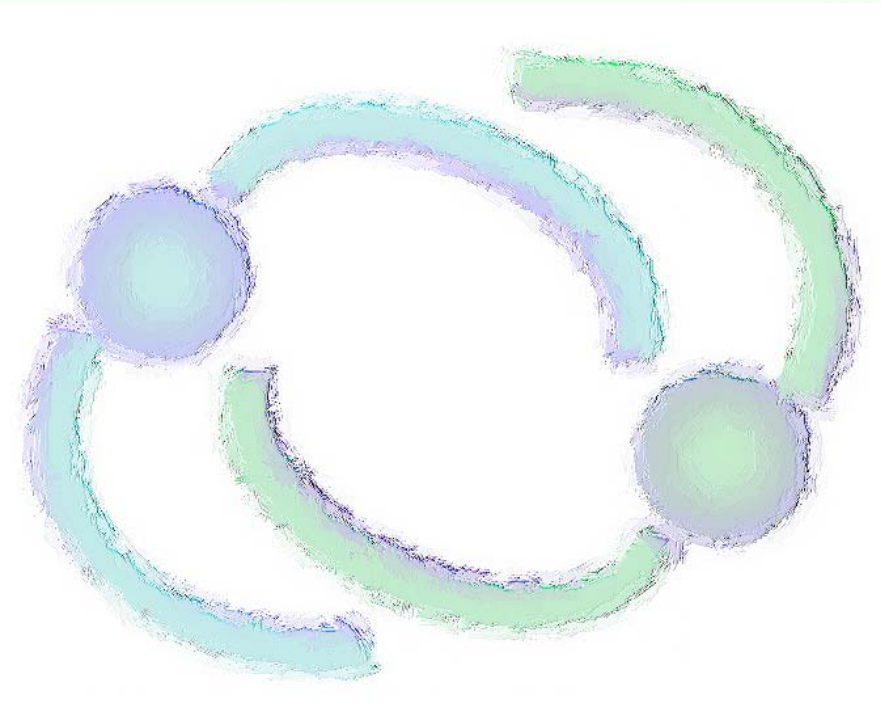


# Office of the Refugee Applications Commissioner

## Monthly statistics

*June, 2008 issue*



### Tables

1. Overview of Applications .
2. Activity breakdown for June, 2008.
3. Cases Processed to Completion for 2002 to 2008
4. Applications received and cases processed to completion which are subject to a Ministerial prioritisation directive under Section 12 of the Refugee Act.
5. Applications for Asylum (top 5 nationalities).
6. Family Reunification Breakdown.
7. Family Reunification (top 5 nationalities).

**Asylum Applications. The Office of the Refugee Applications Commissioner.  
Activity from 20/11/2000**

Table 1

	Pre 2003	2003	2004	2005	2006	2007	2008 (30/06)	Total
<b>Applications</b>								
No. of new applications for a declaration as a refugee	*11598	7483	4265	4304	4241	3933	1811	
No of re-applications for a declaration as a refugee	*36	417	501	19	73	52	42	
<b>Total No. of applications for a declaration as a refugee</b>	<b>*11634</b>	<b>7900</b>	<b>4766</b>	<b>4323</b>	<b>4314</b>	<b>3985</b>	<b>1853</b>	
Balance of applications awaiting a recommendation from 17/11/00	9,427							<b>9427</b>
Applications received from 20/11/00	23091	7900	4766	4323	4314	3985	1853	<b>50232</b>
Decisions returned for processing	293	36	145	177	178	3	0	<b>832</b>
Previous DII determinations where transfer completed [Deemed Withdrawn S22(8)]	0	0	0	0	6	71	56	<b>133</b>
<b>No. of applications processed since 20/11/00</b>	<b>32,810</b>	<b>7,936</b>	<b>4,908</b>	<b>4,496</b>	<b>4,490</b>	<b>3,938</b>	<b>834</b>	<b>59,412</b>
<i>Unprocessable</i>	1	0	0	1	1	0	0	<b>3</b>
<b>No. of applications outstanding</b>	<b>0</b>	<b>0</b>	<b>3</b>	<b>3</b>	<b>7</b>	<b>121</b>	<b>1,075</b>	<b>1,209</b>

It should be noted that the above figures refer to the year in which the application was lodged and NOT to the year in which it was processed. These statistics reflect activity since the implementation of the Refugee Act 1996 (as amended) on 17/11/2000

**Decisions Returned for Processing**

These are Dublin II Regulation cases in which their transfers have expired and which have therefore been returned to ORAC for further processing.

The total number of cases returned for processing in 2008 is 135 as at 30th June

\*2002 only

## Activity breakdown for 2008

Table 2

	<b>June</b>
<b>Total Applications for a declaration as a refugee</b>	<b><u>329</u></b>
<i>New applications for a declaration as a refugee</i>	322
<i>Re-applications for a declaration as a refugee</i>	7
<b>Total Cases Completed</b>	<b><u>348</u></b>
<i>These are broken down as follows:</i>	
<i>Recommendations to declare applicant to be a refugee</i>	37
<i>Recommendation to refuse applicant a declaration to be a refugee:</i>	
<i>&gt; Where Section 13(4)(b) applies</i>	176
<i>&gt; Where Section 13(5) applies</i>	47
<i>&gt; Where Section 13(2) applies</i>	
<i>- Withdrawn</i>	6
<i>- Deemed Withdrawn</i>	42
<i>&gt; Where Section 22(8) applies</i>	19
<i>Determinations made under Dublin Convention / Dublin Regulation</i>	21
<i>Unprocessable</i>	0
<i>Amendment / Adjustment</i>	0
<b>Total additional cases</b>	<b><u>60</u></b>
<i>Cases returned for processing</i>	25
<i>Decisions withdrawn/reviewed</i>	16
<i>Previous DII determinations where transfer completed (Deemed Withdrawn S22(8))</i>	19

## Cases Processed to Completion 2002 to 2008 (30/06)

Table 3

	2002	2003	2004	2005	2006	2007	2008 (30/06)
<b>Positive recommendations</b>	894	345	430	455	397	376	187
<b>Negative recommendations following Interview</b>	5965	5461	4906	3952	3249	2621	1414
<b>Other Negative Recommendations and Cases Withdrawn</b>	7565	3509	1562	835	598	811	520
<b>Determinations made under Dublin Convention / Dublin Regulation</b>	191	237	243	439	540	368 (5)	157
<b>Unprocessable</b>	586	-911	-20	1	0	-24	-1
<i>Amendment/Adjustment</i>							0
<b>Total</b>	15,201	8,641	7,121	5,682	4,784	4,152	2,277

It should be noted that these recommendations refer to the year in which the recommendations were made and NOT to the year in which the applications were lodged.

Table 4

**Applications received and cases processed to completion which are subject to a Ministerial prioritisation directive under Section 12 of the Refugee Act 1996**

June

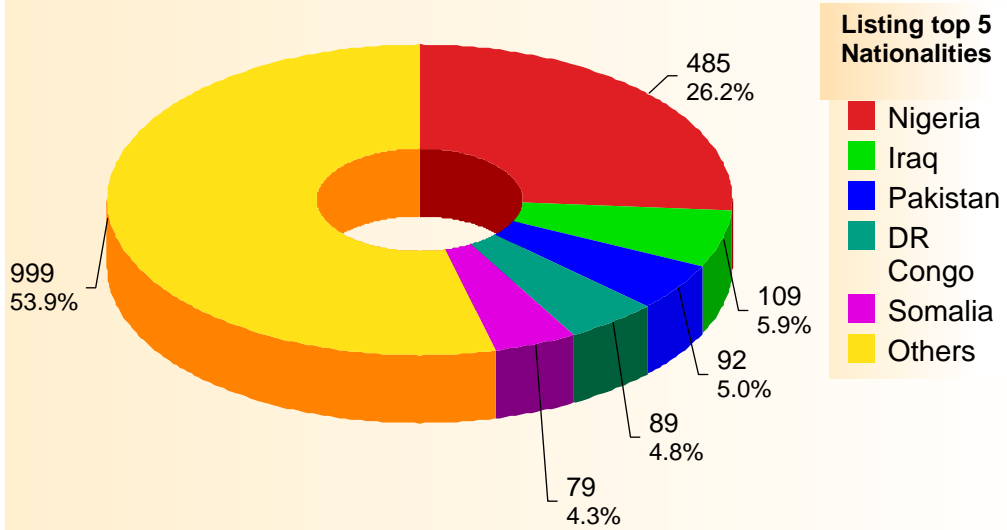
<b><u>Applications for a declaration as a refugee</u></b>	<b><u>98</u></b>
<b><u>Cases Completed</u></b>	<b><u>90</u></b>
<i>These are broken down as follows:</i>	
Recommendations to declare applicant to be a refugee	2
Recommendation to refuse applicant a declaration to be a refugee where Section 13(4) B applies	59
Recommendation to refuse applicant a declaration to be a refugee where Section 13(5) applies	17
Recommendation to refuse applicant a declaration to be a refugee where Section 13(2) applies:	
- Withdrawn	2
- Deemed withdrawn	6
Recommendation to refuse applicant a declaration to be a refugee where Section 22(8) applies:	2
Determinations made under Dublin Convention / Dublin Regulation	2
Unprocessable	0

Applications for a declaration to be a refugee as at (30/06)

Table 5

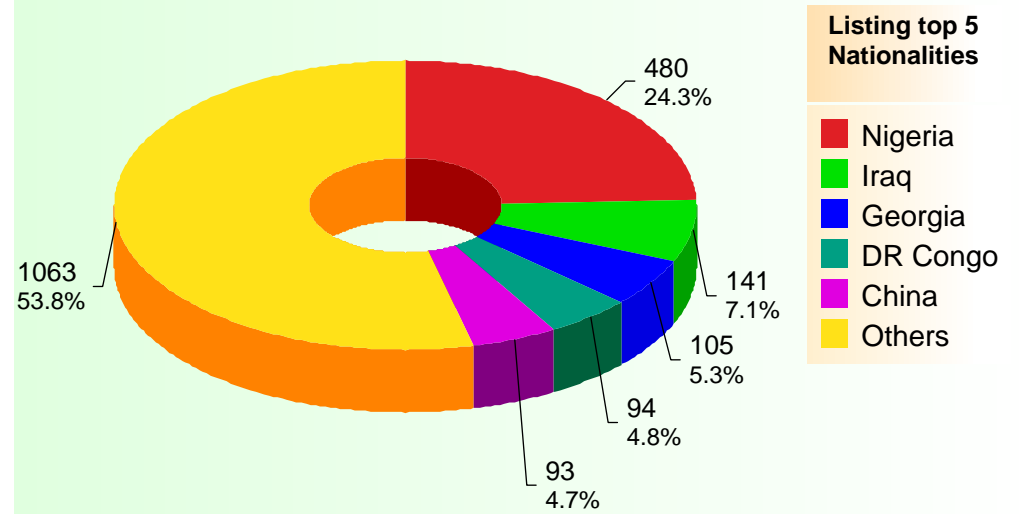
2008 as at end June

Total: 1853



Same period for 2007

Total: 1976



**Table 6**

**Family Reunification Applications and Cases Processed.**

	<b>June</b>		<b>2008 (30/06)</b>	
	Applications	Dependants	Applications	Dependants
Number of Family Reunification applications received by ORAC	46	117	198	409
Number of cases commenced (questionnaire issued)	63	166	196	407
Number of cases processed to completion (report to Minister)	11	19	107	196

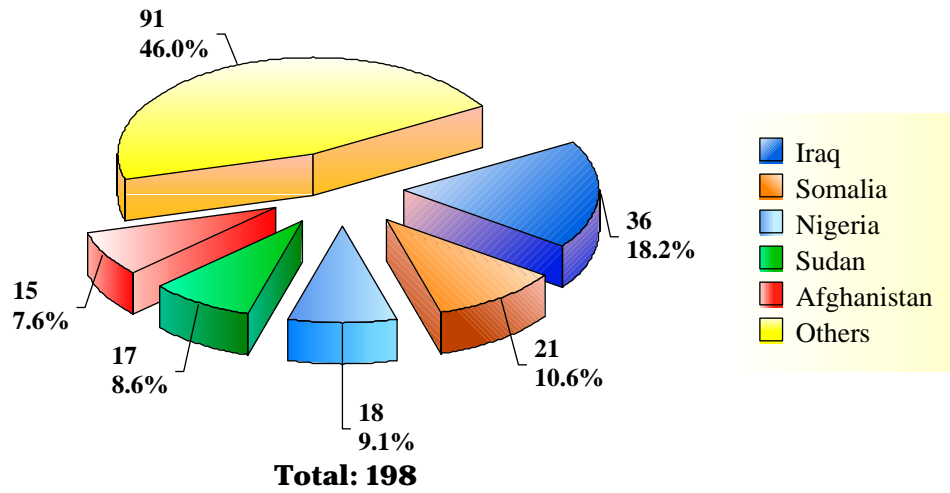
**Family Reunification Applications and Cases Processed.**

	<b>2001 - 2008 (30/06)</b>	
	Applications	Dependants
Number of Family Reunification applications received to date	2947	6630
Total Number of family reunification applications processed to date	2770	6253
Number of cases outstanding	177	377

## Family Reunification Applications - Top 5 Nationalities

Table 7

### Top 5 Nationalities 2008 (30/06)



### Top 5 Nationalities Same Period 2007

