

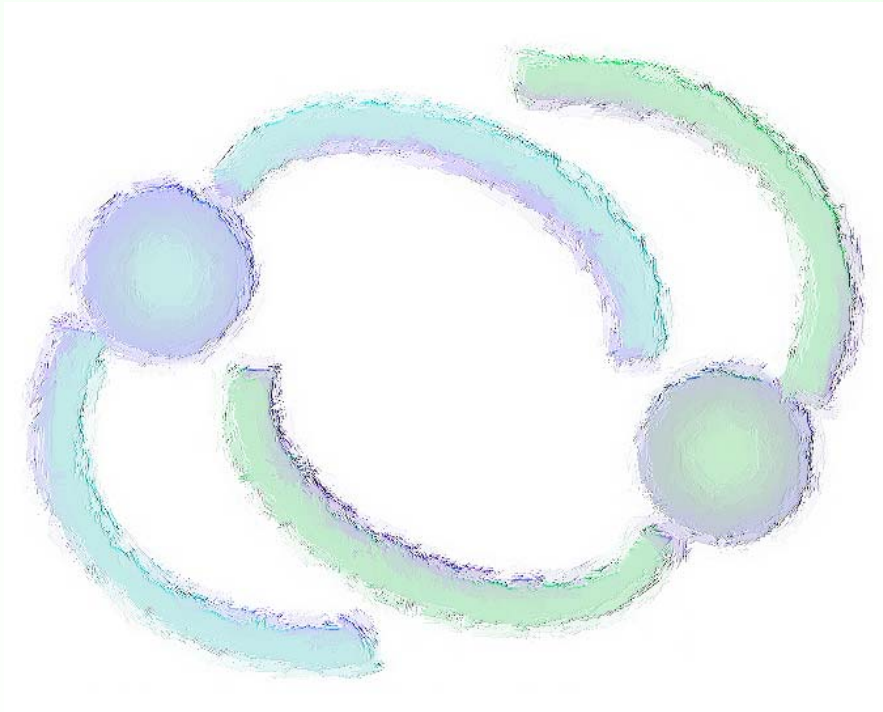
Office of the Refugee Applications Commissioner

Monthly statistics

June, 2010 issue

Tables

1. Overview of applications.
2. Activity breakdown for June, 2010.
3. Cases Processed to completion for 2002 to 2010.
4. Applications received and cases processed to completion which are subject to a Ministerial Prioritisation Directive under Section 12 of the Refugee Act.
5. Applications for Asylum (top 5 nationalities).
6. Family Reunification breakdown.
7. Family Reunification (top 5 nationalities).



Contact:
RAC_oracstats@orac.ie

Asylum Applications. The Office of the Refugee Applications Commissioner.
Activity from 20/11/2000

Table 1

	Pre 2003	2003	2004	2005	2006	2007	2008	2009	2010	Total
Applications										
No. of new applications for a declaration as a refugee	*11598	7483	4265	4304	4241	3933	3807	2660	1024	
No of re-applications for a declaration as a refugee	*36	417	501	19	73	52	59	29	2	
Total No. of applications for a declaration as a refugee	*11634	7900	4766	4323	4314	3985	3866	2689	1026	
Balance of applications awaiting a recommendation from 17/11/00	9,427									9427
Applications received from 20/11/00	23091	7900	4766	4323	4314	3985	3866	2689	1026	55960
Decisions returned for processing	293	36	146	182	210	119	98	8	0	1,092
Previous DII determinations where transfer completed [Deemed Withdrawn S22(8)]	0	0	0	1	6	79	265	210	31	592
No. of applications processed since 20/11/00	32,810	7,936	4,912	4,504	4,528	4,177	4,203	2,858	652	66,580
<i><u>Unprocessable</u></i>	<i>1</i>	<i>0</i>	<i>0</i>	<i>1</i>	<i>1</i>	<i>0</i>	<i>0</i>	<i>0</i>	<i>0</i>	<i>3</i>
No. of applications outstanding	0	0	0	1	1	6	26	49	405	488

It should be noted that the above figures refer to the year in which the application was lodged and NOT to the year in which it was processed.
These statistics reflect activity since the implementation of the Refugee Act 1996 (as amended) on 17/11/2000

Processing of Outstanding Applications

All adult applicants are scheduled for interview. In June, 223 interviews were scheduled. Excluding interviews postponed, applicants attended in 76.2% of cases.

Decisions Returned for Processing

These are EU Dublin II Regulation cases in which their transfers have expired and which have therefore been returned to ORAC for further processing.

The total number of cases returned for processing in 2010 is 77 as at 30th of June.

*2002 only

Activity breakdown for June 2010

Table 2

Total Applications for a declaration as a refugee	<u>154</u>
<i>New applications for a declaration as a refugee</i>	<i>153</i>
<i>Re-applications for a declaration as a refugee</i>	<i>1</i>
Total Cases Completed	<u>187</u>
<i>These are broken down as follows:</i>	
<i>Recommendations to declare applicant to be a refugee</i>	<i>1</i>
<i>Recommendation to refuse applicant a declaration to be a refugee</i>	
> <i>Where Section 13(4)(b) applies</i>	<i>63</i>
> <i>Where Section 13(5) applies</i>	<i>42</i>
> <i>Where Section 13(2) applies</i>	
- <i>Withdrawn</i>	<i>3</i>
- <i>Deemed Withdrawn</i>	<i>34</i>
> <i>Where Section 22(8) applies</i>	<i>18</i>
<i>Determinations made under the EU Dublin II Regulation</i>	<i>26</i>
<i>Unprocessable</i>	<i>0</i>
<i>Amendment / Adjustment</i>	<i>0</i>
Total additional cases	<u>32</u>
<i>Cases returned for processing</i>	<i>12</i>
<i>Decisions withdrawn/reviewed</i>	<i>2</i>
<i>Previous DII determinations where transfer completed (Deemed Withdrawn S22(8))</i>	<i>18</i>

Table 3

Cases Processed to Completion 2002 to 2010 (30/06)

	2002	2003	2004	2005	2006	2007	2008	2009	2010 (30/06)
Positive recommendations	894	345	430	455	397	376	295	97	15
Negative recommendations following Interview	5965	5461	4906	3952	3249	2621	2942	2612	785
Other Negative Recommendations and Cases Withdrawn	7565	3509	1562	835	598	811	964	797	269
Determinations made under the Dublin Convention / EU Dublin II Regulation	191	237	243	439	540	368	385	402	132
Unprocessable	586	-911	-20	1	0	-24	-1	0	0
<i>Amendment/Adjustment</i>							-4		
Total	15,201	8,641	7,121	5,682	4,784	4,152	4,581	3,908	1,201

It should be noted that these recommendations refer to the year in which the recommendations were made and NOT to the year in which the applications were lodged.

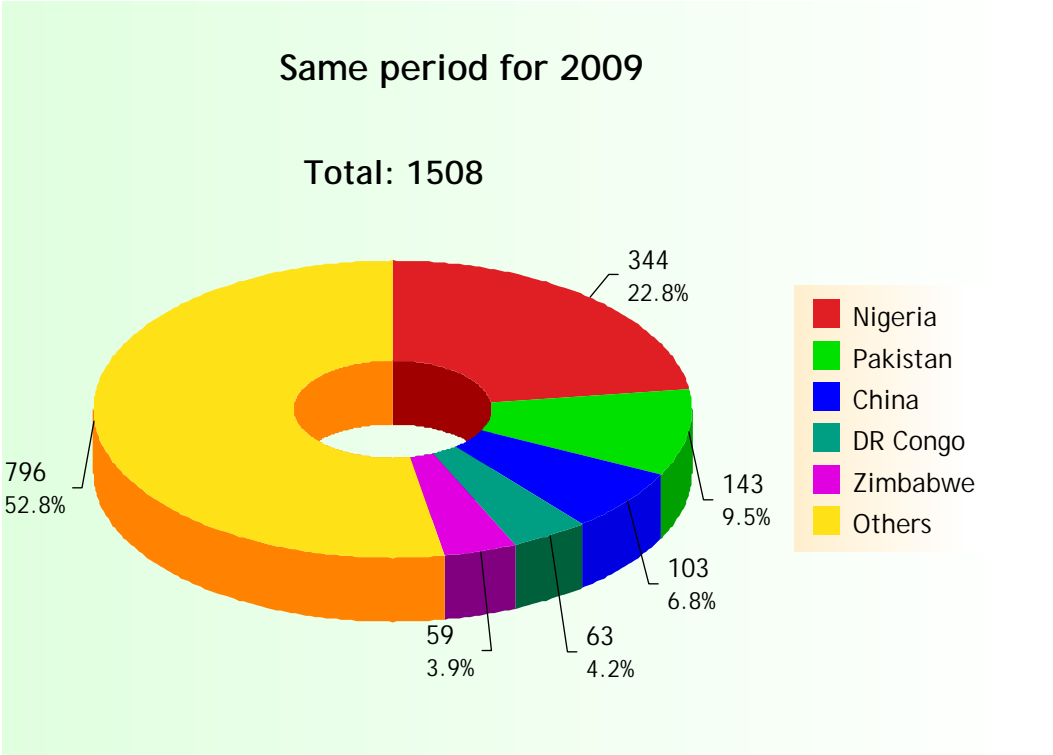
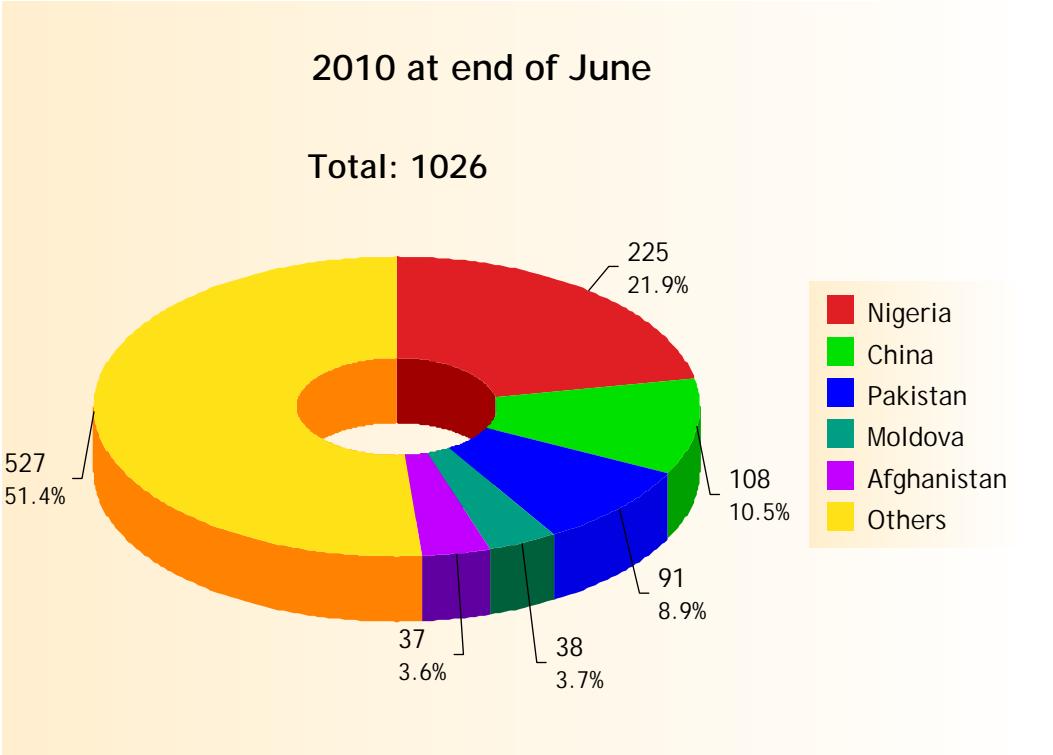
Table 4

Applications received and cases processed to completion which are subject to a Ministerial prioritisation directive under Section 12 of the Refugee Act 1996

	June
<u>Applications for a declaration as a refugee</u>	<u>5</u>
<u>Cases Completed</u>	<u>7</u>
<i>These are broken down as follows:</i>	
Recommendations to declare applicant to be a refugee	0
Recommendation to refuse applicant a declaration to be a refugee where Section 13(4) B applies	2
Recommendation to refuse applicant a declaration to be a refugee where Section 13(5) applies	4
Recommendation to refuse applicant a declaration to be a refugee where Section 13(2) applies:	
- Withdrawn	0
- Deemed withdrawn	0
Recommendation to refuse applicant a declaration to be a refugee where Section 22(8) applies:	1
Determinations made under the EU Dublin II Regulation	0
Unprocessable	0

Applications for a declaration to be a refugee as at (30/06)

Table 5



Family Reunification Applications and Cases Processed

Table 6

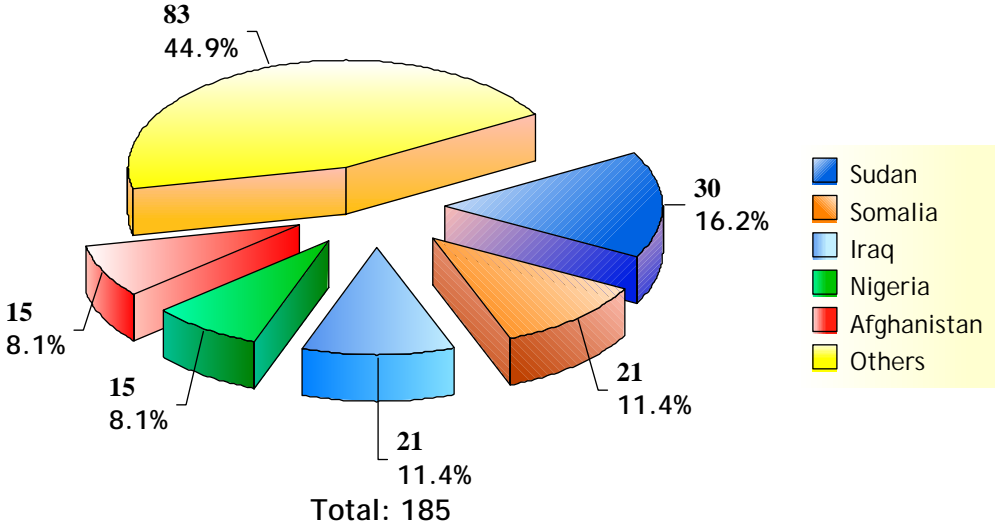
	June		2010	
	Applications	Dependants	Applications	Dependants
Number of Family Reunification applications received by ORAC	28	46	185	354
Number of cases commenced (questionnaire issued)	27	45	180	350
Number of cases processed to completion (report to Minister)	27	41	199	381

Family Reunification Applications and Cases Processed

	2001 - 2010	
	Applications	Dependants
Number of Family Reunification applications received to date	3792	8337
Total Number of family reunification applications processed to date	3693	8140
Number of cases outstanding	99	197

Family Reunification Applications - Top 5 Nationalities

Top 5 Nationalities 2010 (30/06)



Top 5 Nationalities Same Period 2009

