

---

# Office of the Refugee Applications Commissioner

---



[www.orac.ie](http://www.orac.ie)

## Monthly statistical report June 2011

### Contents

#### Page 1

- Overview of applications

#### Page 2

- Activity breakdown for June, 2011

#### Page 3

- Cases processed to completion for 2002 to 2011

#### Page 4

- Applications received and cases processed to completion which are subject to a Ministerial Prioritisation Directive under section 12 of the Refugee Act, 1996.

#### Page 5

- Applications for asylum (top 5 nationalities)

#### Page 6

- Family Reunification breakdown

Table 1 - Activity from 20/11/2000

<b>Applications</b>	<b>Pre 2003</b>	<b>2003</b>	<b>2004</b>	<b>2005</b>	<b>2006</b>	<b>2007</b>	<b>2008</b>	<b>2009</b>	<b>2010</b>	<b>2011</b>	<b>Total</b>
New applications for a declaration as a refugee	*11598	7,483	4,265	4,304	4,241	3,933	3,807	2,660	1,918	683	33,294
Re-applications for a declaration as a refugee	*36	417	501	19	73	52	59	29	21	3	1,174
<b>Total applications for a declaration as a refugee</b>	<b>*11634</b>	<b>7,900</b>	<b>4,766</b>	<b>4,323</b>	<b>4,314</b>	<b>3,985</b>	<b>3,866</b>	<b>2,689</b>	<b>1,939</b>	<b>686</b>	<b>34,468</b>
Balance of applications awaiting a recommendation from 17/11/00	9,427										
Applications received from 20/11/00	23,091	7,900	4,766	4,323	4,314	3,985	3,866	2,689	1,939	686	57,559
Decisions returned for processing	293	36	147	184	211	120	120	95	8	2	1,216
Previous DII determinations where transfer completed [Deemed Withdrawn S22(8)]	0	0	0	3	6	79	265	225	132	13	723
<b>No. of applications processed since 20/11/00</b>	<b>32,810</b>	<b>7,936</b>	<b>4,913</b>	<b>4,505</b>	<b>4,524</b>	<b>4,104</b>	<b>3,980</b>	<b>2,773</b>	<b>1,916</b>	<b>368</b>	<b>67,829</b>
<i>Unprocessable</i>	<i>1</i>	<i>0</i>	<i>0</i>	<i>1</i>	<i>1</i>	<i>0</i>	<i>0</i>	<i>0</i>	<i>0</i>	<i>0</i>	<i>3</i>
<b>No. of applications outstanding</b>	<b>0</b>	<b>0</b>	<b>0</b>	<b>1</b>	<b>0</b>	<b>1</b>	<b>6</b>	<b>11</b>	<b>31</b>	<b>320</b>	<b>370</b>

It should be noted that the above figures refer to the year in which the application was lodged and NOT to the year in which it was processed.

These statistics reflect activity since the implementation of the Refugee Act 1996 (as amended) on 17/11/2000

#### Processing of Outstanding Applications

All adult applicants are scheduled for interview. In June 190 interviews were scheduled. Excluding interviews postponed, applicants attended in 79.6% of cases.

#### Decisions Returned for Processing

These are EU Dublin II Regulation cases in which their transfers have expired and which have therefore been returned to ORAC for further processing.

The total number of cases returned for processing in 2011 is 77 as at 30th of June.

\*2002 only

Table 2 - Activity breakdown for June 2011

**Applications**

New applications for a declaration as a refugee	113
Re-applications for a declaration as a refugee	1
<b>Total applications for a declaration as a refugee</b>	<b>114</b>

**Recommendations**

Recommendations to grant an applicant refugee status	5
Recommendation to refuse an applicant refugee status	
▪ Where section 13(4)(b) applies	48
▪ Where section 13(5) applies	47
	- Withdrawn 4
▪ Where section 13(2) applies	- Deemed Withdrawn 28
	- Total 32
▪ Where section 22(8) applies	9
▪ Determinations made under the EU Dublin II Regulation	10
Unprocessable	0
Amendment / Adjustment	0
<b>Total recommendations made</b>	<b>151</b>

**Additional cases**

Cases returned for processing	8
Decisions withdrawn/reviewed	1
Previous DII determinations where transfer completed [Deemed Withdrawn s.22(8)]	9
<b>Total additional cases</b>	<b>18</b>

Table 3 - Cases Processed to Completion [2002 to 2011 (30/06)]

	2002	2003	2004	2005	2006	2007	2008	2009	2010	2011
Positive recommendations	894	345	430	455	397	376	295	97	24	29
Negative recommendations following interview	5,965	5,461	4,906	3,952	3,249	2,621	2,942	2,612	1,309	565
Other negative recommendations and cases withdrawn	7,565	3,509	1,562	835	598	811	964	797	596	292
Determinations made under the Dublin Convention / EU Dublin II Regulation	191	237	243	439	540	368	385	402	263	127
Unprocessable	586	-911	-20	1	0	-24	-1	0	0	0
Amendment/Adjustment							-4			
<b>Total</b>	<b>15,201</b>	<b>8,641</b>	<b>7,121</b>	<b>5,682</b>	<b>4,784</b>	<b>4,152</b>	<b>4,581</b>	<b>3,908</b>	<b>2,192</b>	<b>1,013</b>

It should be noted that the above figures refer to the year in which the recommendations were made, and not to the year in which the applications were lodged.

Table 4

Applications received and cases processed to completion which are subject to a Ministerial prioritisation directive under Section 12 of the Refugee Act 1996 - June 2011

**Applications**


**Total applications for a declaration as a refugee 4**

**Recommendations**

Recommendations to grant an applicant refugee status	0
Recommendation to refuse an applicant refugee status	
▪ Where section 13(4)(b) applies	0
▪ Where section 13(5) applies	2
	- Withdrawn 0
▪ Where section 13(2) applies	- Deemed Withdrawn 1
	- Total 1
▪ Where section 22(8) applies	1
▪ Determinations made under the EU Dublin II Regulation	0
Unprocessable	0
<b>Total recommendations made</b>	<b>4</b>

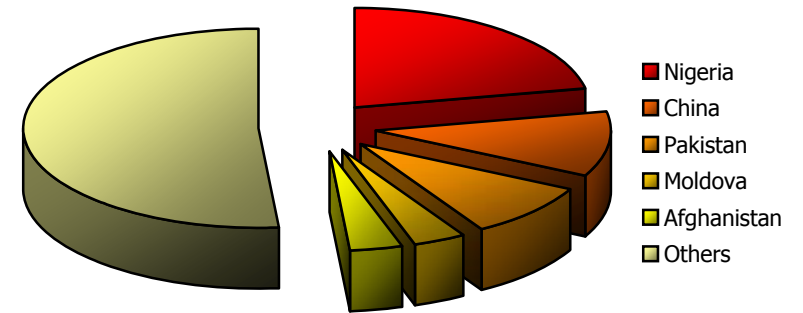
Table 5 - Applications for a declaration to be a refugee (top 5 nationalities)

Applications in 2011 (30/06)



Nationality	Applications	% of total
China	104	15.2
Nigeria	97	14.1
Pakistan	92	13.4
Zimbabwe	38	5.5
DR Congo	34	5.0
Others	321	46.8
<b>Total</b>	<b>686</b>	<b>100.0</b>

Applications in 2010 (30/06)



Nationality	Applications	% of total
Nigeria	225	21.9
China	108	10.5
Pakistan	91	8.9
Moldova	38	3.7
Afghanistan	37	3.6
Others	527	51.4
<b>Total</b>	<b>1,026</b>	<b>100.0</b>

Table 6 - Family Reunification Applications and Cases Processed

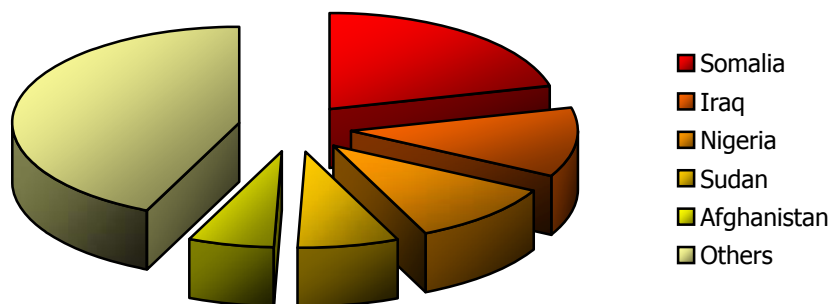
Monthly / Year-to-date activity	June		2011	
	Applications	Dependants	Applications	Dependants
Family Reunification applications received by ORAC	15	26	113	201
Cases commenced (questionnaire issued)	18	32	113	202
Cases processed to completion (report to Minister)	41	74	85	158

Overall activity

	2001 - 2011	
	Applications	Dependants
Family Reunification applications received to date	4,044	8,767
Total Family Reunification applications processed to date	3,830	8,391
Number of cases outstanding	214	376

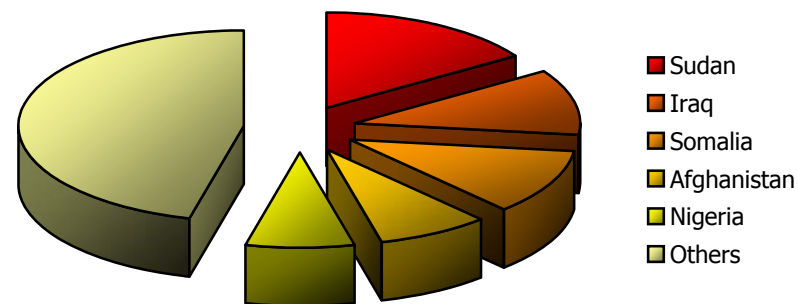
Table 7 - Family Reunification Applications [Top 5 Nationalities]

Applications in 2011 (30/06)



Nationality	Applications	% of total
Somalia	24	21.2
Iraq	13	11.5
Nigeria	12	10.6
Sudan	8	7.1
Afghanistan	7	6.2
Others	49	43.4
<b>Total</b>	<b>113</b>	<b>100.0</b>

Applications in 2010 (30/06)



Nationality	Applications	% of total
Sudan	30	15.9
Iraq	21	11.1
Somalia	21	11.1
Afghanistan	15	7.9
Nigeria	15	7.9
Others	87	46.0
<b>Total</b>	<b>189</b>	<b>100.0</b>