
Office of the Refugee Applications Commissioner



www.orac.ie

Monthly statistical report May 2011

Contents

Page 1

- Overview of applications

Page 2

- Activity breakdown for May, 2011

Page 3

- Cases processed to completion for 2002 to 2011

Page 4

- Applications received and cases processed to completion which are subject to a Ministerial Prioritisation Directive under section 12 of the Refugee Act, 1996.

Page 5

- Applications for asylum (top 5 nationalities)

Page 6

- Family Reunification breakdown

Table 1 - Activity from 20/11/2000

Applications	Pre 2003	2003	2004	2005	2006	2007	2008	2009	2010	2011	Total
New applications for a declaration as a refugee	*11598	7,483	4,265	4,304	4,241	3,933	3,807	2,660	1,918	570	33,181
Re-applications for a declaration as a refugee	*36	417	501	19	73	52	59	29	21	2	1,173
Total applications for a declaration as a refugee	*11634	7,900	4,766	4,323	4,314	3,985	3,866	2,689	1,939	572	34,354
Balance of applications awaiting a recommendation from 17/11/00	9,427										
Applications received from 20/11/00	23,091	7,900	4,766	4,323	4,314	3,985	3,866	2,689	1,939	572	57,445
Decisions returned for processing	293	36	147	184	211	120	119	88	8	2	1,208
Previous DII determinations where transfer completed [Deemed Withdrawn S22(8)]	0	0	0	3	6	79	265	224	130	7	714
No. of applications processed since 20/11/00	32,810	7,936	4,913	4,505	4,524	4,104	3,979	2,758	1,898	261	67,688
<i>Unprocessable</i>	<i>1</i>	<i>0</i>	<i>0</i>	<i>1</i>	<i>1</i>	<i>0</i>	<i>0</i>	<i>0</i>	<i>0</i>	<i>0</i>	<i>3</i>
No. of applications outstanding	0	0	0	1	0	1	6	19	49	313	389

It should be noted that the above figures refer to the year in which the application was lodged and NOT to the year in which it was processed.

These statistics reflect activity since the implementation of the Refugee Act 1996 (as amended) on 17/11/2000

Processing of Outstanding Applications

All adult applicants are scheduled for interview. In May 214 interviews were scheduled. Excluding interviews postponed, applicants attended in 82.1% of cases.

Decisions Returned for Processing

These are EU Dublin II Regulation cases in which their transfers have expired and which have therefore been returned to ORAC for further processing.

The total number of cases returned for processing in 2011 is 69 as at 31st of May.

*2002 only

Table 2 - Activity breakdown for May 2011

Applications

New applications for a declaration as a refugee	100
Re-applications for a declaration as a refugee	0
Total applications for a declaration as a refugee	100

Recommendations

Recommendations to grant an applicant refugee status	7
Recommendation to refuse an applicant refugee status	
▪ Where section 13(4)(b) applies	49
▪ Where section 13(5) applies	32
	- Withdrawn 7
▪ Where section 13(2) applies	- Deemed Withdrawn 39
	- Total 46
▪ Where section 22(8) applies	8
▪ Determinations made under the EU Dublin II Regulation	22
Unprocessable	0
Amendment / Adjustment	0
Total recommendations made	164

Additional cases

Cases returned for processing	17
Decisions withdrawn/reviewed	2
Previous DII determinations where transfer completed [Deemed Withdrawn s.22(8)]	8
Total additional cases	27

Table 3 - Cases Processed to Completion [2002 to 2011 (31/05)]

	2002	2003	2004	2005	2006	2007	2008	2009	2010	2011
Positive recommendations	894	345	430	455	397	376	295	97	24	24
Negative recommendations following interview	5,965	5,461	4,906	3,952	3,249	2,621	2,942	2,612	1,309	470
Other negative recommendations and cases withdrawn	7,565	3,509	1,562	835	598	811	964	797	596	251
Determinations made under the Dublin Convention / EU Dublin II Regulation	191	237	243	439	540	368	385	402	263	117
Unprocessable	586	-911	-20	1	0	-24	-1	0	0	0
Amendment/Adjustment							-4			
Total	15,201	8,641	7,121	5,682	4,784	4,152	4,581	3,908	2,192	862

It should be noted that the above figures refer to the year in which the recommendations were made, and not to the year in which the applications were lodged.

Table 4

Applications received and cases processed to completion which are subject to a Ministerial prioritisation directive under Section 12 of the Refugee Act 1996 - May 2011

Applications


Total applications for a declaration as a refugee 4

Recommendations

Recommendations to grant an applicant refugee status	0
Recommendation to refuse an applicant refugee status	
▪ Where section 13(4)(b) applies	5
▪ Where section 13(5) applies	1
	- Withdrawn 0
▪ Where section 13(2) applies	- Deemed Withdrawn 0
	- Total 0
▪ Where section 22(8) applies	0
▪ Determinations made under the EU Dublin II Regulation	0
Unprocessable	0
Total recommendations made	6

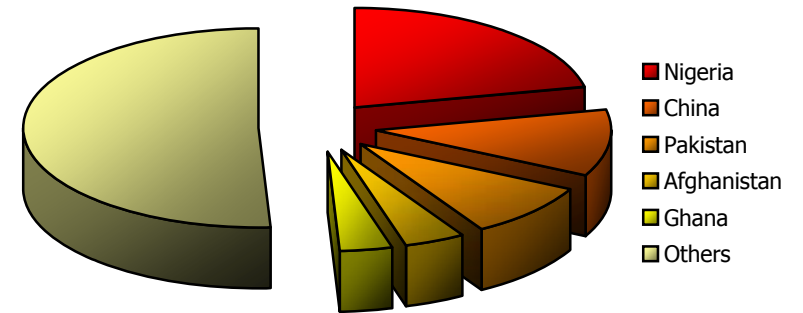
Table 5 - Applications for a declaration to be a refugee (top 5 nationalities)

Applications in 2011 (31/05)



Nationality	Applications	% of total
China	91	15.9
Nigeria	76	13.3
Pakistan	74	12.9
Zimbabwe	35	6.1
DR Congo	30	5.2
Others	266	46.5
Total	572	100.0

Applications in 2010 (31/05)



Nationality	Applications	% of total
Nigeria	188	21.6
China	95	10.9
Pakistan	79	9.1
Afghanistan	35	4.0
Ghana	32	3.7
Others	443	50.8
Total	872	100.0

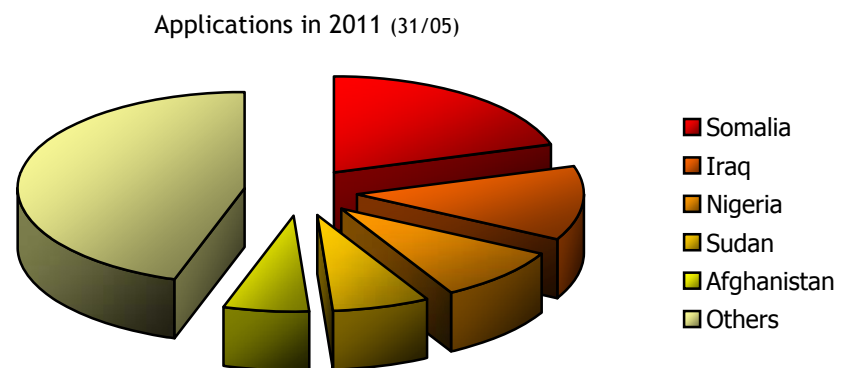
Table 6 - Family Reunification Applications and Cases Processed

Monthly / Year-to-date activity	May		2011	
	Applications	Dependants	Applications	Dependants
Family Reunification applications received by ORAC	9	14	98	175
Cases commenced (questionnaire issued)	7	10	95	170
Cases processed to completion (report to Minister)	18	35	44	84

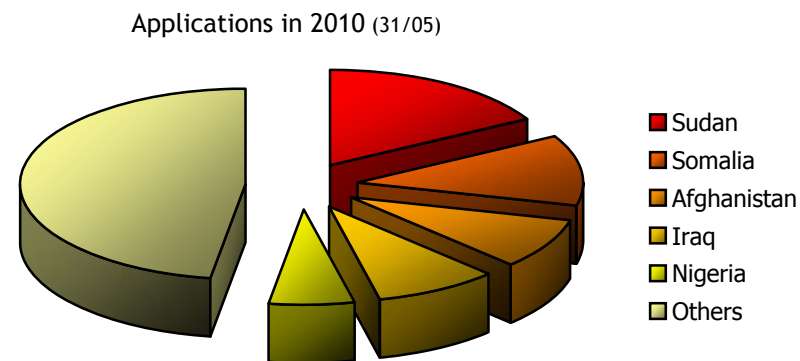
Overall activity

	2001 - 2011	
	Applications	Dependants
Family Reunification applications received to date	4,028	8,740
Total Family Reunification applications processed to date	3,807	8,346
Number of cases outstanding	221	394

Table 7 - Family Reunification Applications [Top 5 Nationalities]



Nationality	Applications	% of total
Somalia	20	20.4
Iraq	12	12.2
Nigeria	9	9.2
Sudan	7	7.1
Afghanistan	6	6.1
Others	44	44.9
Total	98	100.0



Nationality	Applications	% of total
Sudan	27	16.9
Somalia	19	11.9
Afghanistan	14	8.8
Iraq	14	8.8
Nigeria	10	6.3
Others	76	47.5
Total	160	100.0