

# Office of the Refugee Applications Commissioner

## Monthly statistics



*May 2004 issue,*

- 1. Overview of Applications .*
- 2. Activity breakdown for May 2004.*
- 3. Cases Processed to Completion for 2002/2003/2004.*
- 4. Applications received and cases processed to completion which are subject to a Ministerial prioritisation directive under Section 12 of the Refugee Act.*
- 5. Applications for Asylum (top 5 nationalities).*
- 6. Family Reunification Breakdown*
- 7. Family Reunification top 5 nationalities*

**Asylum Applications. The Office of the Refugee Applications Commissioner.  
Activity from 20/11/2000**

**Table 1**

	Pre 2002	2002	2003	2004 (31/05)	Total
<b>Applications</b>					
No. of new applications for a declaration as a refugee	*10316	11598	7483	1825	
No of re-applications for a declaration as a refugee	*9	36	417	211	
<b>Total No. of applications for a declaration as a refugee</b>	<b>*10325</b>	<b>11634</b>	<b>7900</b>	<b>2036</b>	
Balance of applications awaiting a recommendation from 17/11/00	9,427				9427
Applications received from 20/11/00	11,457	11634	7900	2036	33027
Decisions returned for processing	237	34	19	0	290
<b>No. of applications processed since 20/11/00</b>	<b>21,095</b>	<b>11,614</b>	<b>5,918</b>	<b>711</b>	<b>39,338</b>
<i>Unprocessable</i>	18	9	4	0	31
<b>No. of applications outstanding</b>	<b>8</b>	<b>45</b>	<b>1,997</b>	<b>1,325</b>	<b>3,375</b>

It should be noted that the above figures refer to the year in which the application was lodged and NOT to the year in which it was processed. These statistics reflect activity since the implementation of the Refugee Act 1996 (as amended) on 17/11/2000

**Processing of Outstanding Applications**

All adult applicants are scheduled for interview. In May 581 interviews were scheduled.

Excluding interviews postponed by ORAC, applicants attended in 76 % of cases.

**Decisions Returned for Processing**

These are manifestly unfounded cases overturned at appeal and cases which were overturned following Judicial Review and which have therefore been returned to ORAC for further processing.

\*2001 only

## Activity breakdown for May 2004

Table 2

New applications for a declaration as a refugee	358
Re-applications for a declaration as a refugee	45
<b>Total Applications for a declaration as a refugee</b>	<b>403</b>
<b>Total Cases Completed</b>	<b>674</b>
<b>These are broken down as follows:</b>	
Recommendations to declare applicant to be a refugee	40
Recommendation to refuse applicant a declaration to be a refugee:	
<b>&gt; Where Section 13(4)(b) applies</b>	279
<b>&gt; Where Section 13(5) applies</b>	215
<b>&gt; Where Section 13(2) applies</b>	
- Withdrawn	33
- Deemed Withdrawn	78
Recommendations to refuse applicants a declaration to be a refugee and applications withdrawn under provision of the Act which existed prior to its amendment on 15/09/2003	
<b>&gt; Recommendation to refuse applicant a declaration to be a refugee following interview - S13</b>	7
<b>&gt; Recommendation that an application is Manifestly Unfounded following interview - S12(1)</b>	1
<b>&gt; Recommendation to Refuse following failure to attend for second interview - S11(9)</b>	0
<b>&gt; Applications to withdraw processed</b>	0
<b>Determinations made under Dublin Convention / Dublin Regulation</b>	<b>21</b>
<b>Unprocessable</b>	<b>0</b>

<b>Cases Processed to Completion for 2002/2003/2004</b>		<b>Table 3</b>		
	<b>2002</b>	<b>2003</b>	<b>2004 (31/05)</b>	
<b>Positive recommendations</b>	893	345	182	
<b>Negative recommendations following Interview</b>	5966	5461	2315	
<b>Other Negative Recommendations and Cases Withdrawn</b>	7565	3509	705	
<b>Determinations made under Dublin Convention / Dublin Regulation</b>	191	237	104	
<b>Unprocessable</b>	586	-911	-16	
<b>Total</b>	15,201	8,641	3,290	

It should be noted that these recommendations refer to the year in which the recommendations were made and NOT to the year in which the applications were lodged.

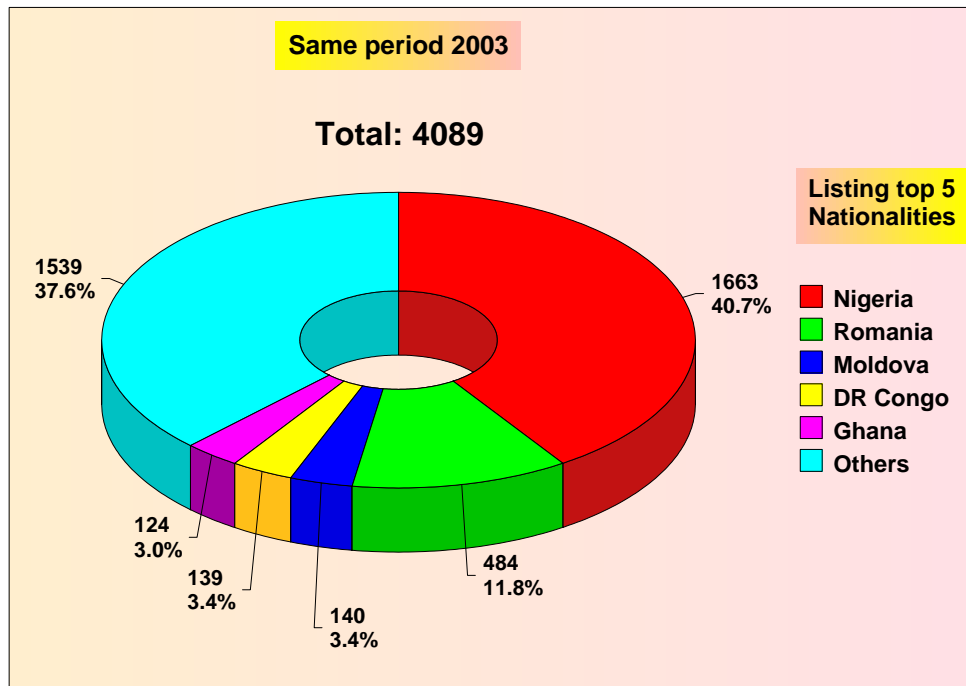
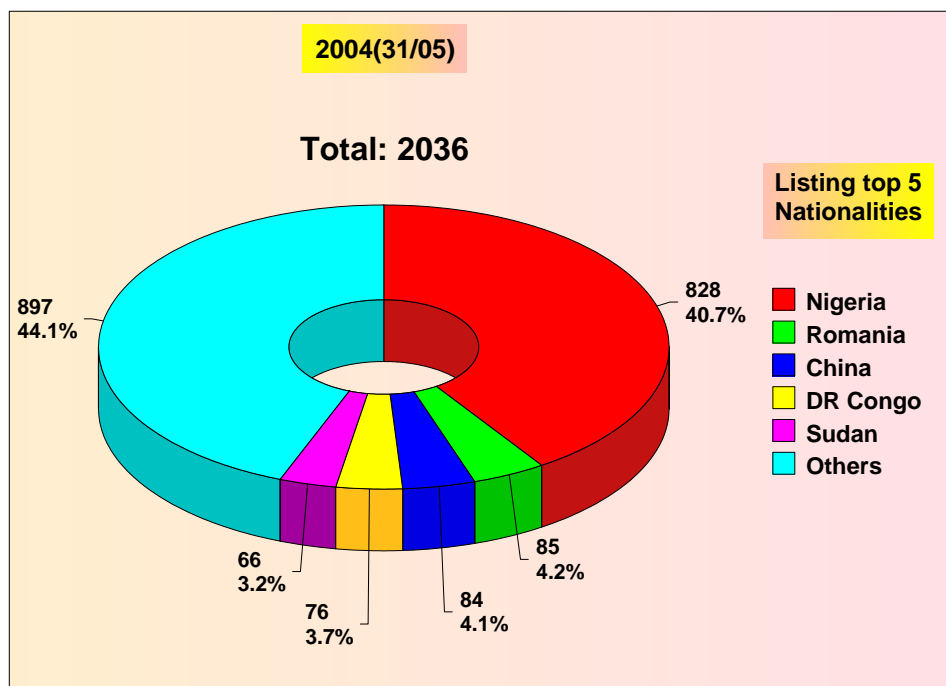
Table 4

**Applications received and cases processed to completion which are subject to a Ministerial prioritisation directive under Section 12 of the Refugee Act**

	May
<b>Applications for a declaration as a refugee</b>	194
<b>Cases Completed</b> These are broken down as follows:	<b>209</b>
Recommendations to declare applicant to be a refugee	1
Recommendation to refuse applicant a declaration to be a refugee where Section 13(4) B applies	81
Recommendation to refuse applicant a declaration to be a refugee where Section 13(5) applies	94
Recommendation to refuse applicant a declaration to be a refugee where Section 13(2) applies:	
- Withdrawn	11
- Deemed withdrawn	21
<b>Determinations made under Dublin Convention / Dublin Regulation</b>	1
<b>Unprocessable</b>	0

## Applications for a declaration to be a refugee as at (31/05)

Table 5



**Table 6****Family Reunification Applications and Cases Processed.**

	<b>May</b>		<b>2004 (31/05)</b>	
	Applications	Dependants	Applications	Dependants
<b>Number of Family Reunification applications received by ORAC</b>	31	50	175	330
<b>Number of cases commenced (questionnaire issued)</b>	48	78	208	395
<b>Number of cases processed to completion (report to minister)</b>	39	90	252	514

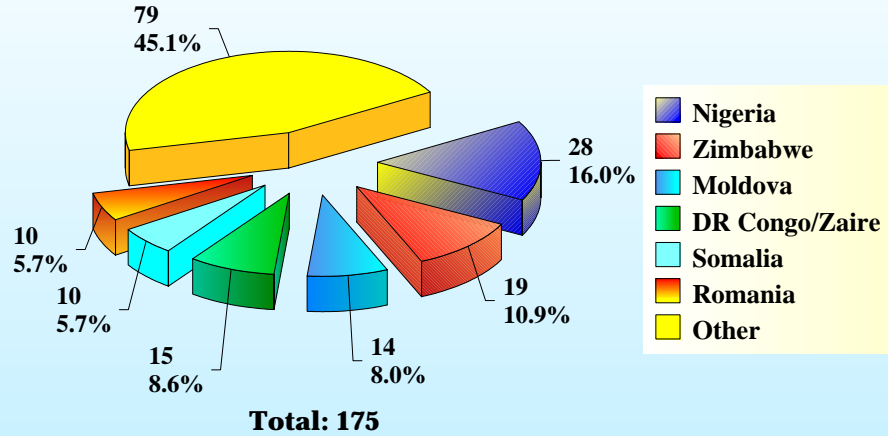
**Family Reunification Applications and Cases Processed.**

	<b>2001 - 2004 (31/05)</b>	
	Applications	Dependants
<b>Number of Family Reunification applications received to date</b>	1184	2606
<b>Total Number of family reunification applications processed to date</b>	920	2059
<b>Number of cases outstanding</b>	264	547

# Family Reunification Applications - Top 5 Nationalities

Table 7

Top 5 Nationalities (31/05 2004)



Top 5 Nationalities Same Period 2003

