

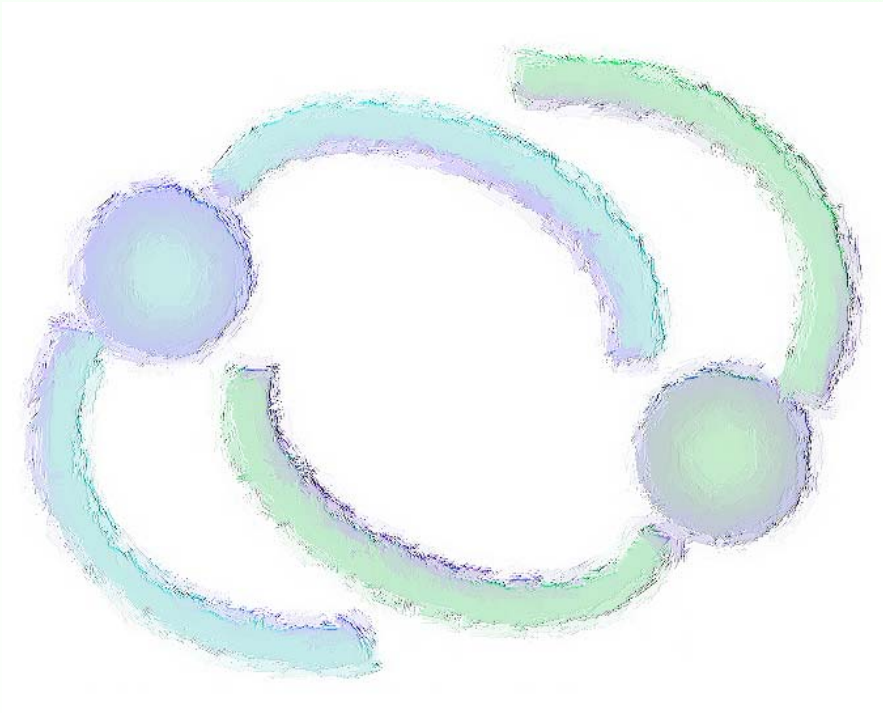
Office of the Refugee Applications Commissioner

Monthly statistics

April, 2009 issue

Tables

1. Overview of applications.
2. Activity breakdown for April, 2009.
3. Cases Processed to completion for 2002 to 2009.
4. Applications received and cases processed to completion which are subject to a Ministerial Prioritisation Directive under Section 12 of the Refugee Act.
5. Applications for ssylum (top 5 nationalities).
6. Family Reunification breakdown.
7. Family Reunification (top 5 nationalities).



**Asylum Applications. The Office of the Refugee Applications Commissioner.
Activity from 20/11/2000**

Table 1

	Pre 2003	2003	2004	2005	2006	2007	2008	2009	Total
Applications									
No. of new applications for a declaration as a refugee	*11598	7483	4265	4304	4241	3933	3807	1027	
No of re-applications for a declaration as a refugee	*36	417	501	19	73	52	59	8	
Total No. of applications for a declaration as a refugee	*11634	7900	4766	4323	4314	3985	3866	1035	
Balance of applications awaiting a recommendation from 17/11/00	9,427								9427
Applications received from 20/11/00	23091	7900	4766	4323	4314	3985	3866	1035	53280
Decisions returned for processing	293	36	146	178	206	84	1	0	944
Previous DII determinations where transfer completed [Deemed Withdrawn S22(8)]	0	0	0	0	6	77	242	25	350
No. of applications processed since 20/11/00	32,810	7,936	4,909	4,498	4,516	4,130	3,868	377	63,044
<i>Unprocessable</i>	1	0	0	1	1	0	0	0	3
No. of applications outstanding	0	0	3	2	9	16	241	683	954

It should be noted that the above figures refer to the year in which the application was lodged and NOT to the year in which it was processed. These statistics reflect activity since the implementation of the Refugee Act 1996 (as amended) on 17/11/2000

Processing of Outstanding Applications

All adult applicants are scheduled for interview. In April, 371 interviews were scheduled. Excluding interviews postponed, applicants attended in 87.5% of cases.

Decisions Returned for Processing

These are EU Dublin II Regulation cases in which their transfers have expired and which have therefore been returned to ORAC for further processing.

The total number of cases returned for processing in 2009 is 54 as at 30th of April.

*2002 only

Activity breakdown for April, 2009

Table 2

Total Applications for a declaration as a refugee	<u>241</u>
<i>New applications for a declaration as a refugee</i>	237
<i>Re-applications for a declaration as a refugee</i>	4
Total Cases Completed	<u>357</u>
<u>These are broken down as follows:</u>	
<i>Recommendations to declare applicant to be a refugee</i>	13
<u>Recommendation to refuse applicant a declaration to be a refugee:</u>	
> <i>Where Section 13(4)(b) applies</i>	205
> <i>Where Section 13(5) applies</i>	40
> <u>Where Section 13(2) applies</u>	
- <i>Withdrawn</i>	7
- <i>Deemed Withdrawn</i>	36
> <i>Where Section 22(8) applies</i>	25
<i>Determinations made under the EU Dublin II Regulation</i>	31
<i>Unprocessable</i>	0
<i>Amendment / Adjustment</i>	0
Total additional cases	<u>57</u>
<i>Cases returned for processing</i>	20
<i>Decisions withdrawn/reviewed</i>	12
<i>Previous DII determinations where transfer completed (Deemed Withdrawn S22(8))</i>	25

Table 3

Cases Processed to Completion 2002 to 2009 (30/04)

	2002	2003	2004	2005	2006	2007	2008	2009 (30/04)
Positive recommendations	894	345	430	455	397	376	295	51
Negative recommendations following Interview	5965	5461	4906	3952	3249	2621	2942	1023
Other Negative Recommendations and Cases Withdrawn	7565	3509	1562	835	598	811	964	283
Determinations made under the Dublin Convention / EU Dublin II Regulation	191	237	243	439	540	368 (5)	385	118
Unprocessable	586	-911	-20	1	0	-24	-1	0
<i>Amendment/Adjustment</i>							-4	0
Total	15,201	8,641	7,121	5,682	4,784	4,152	4,581	1,475

It should be noted that these recommendations refer to the year in which the recommendations were made and NOT to the year in which the applications were lodged.

(Determinations made under Dublin Convention/ Dublin Regulation under Article 4.3 not previously included as child born after parent's determination.)

Table 4

Applications received and cases processed to completion which are subject to a Ministerial prioritisation directive under Section 12 of the Refugee Act 1996

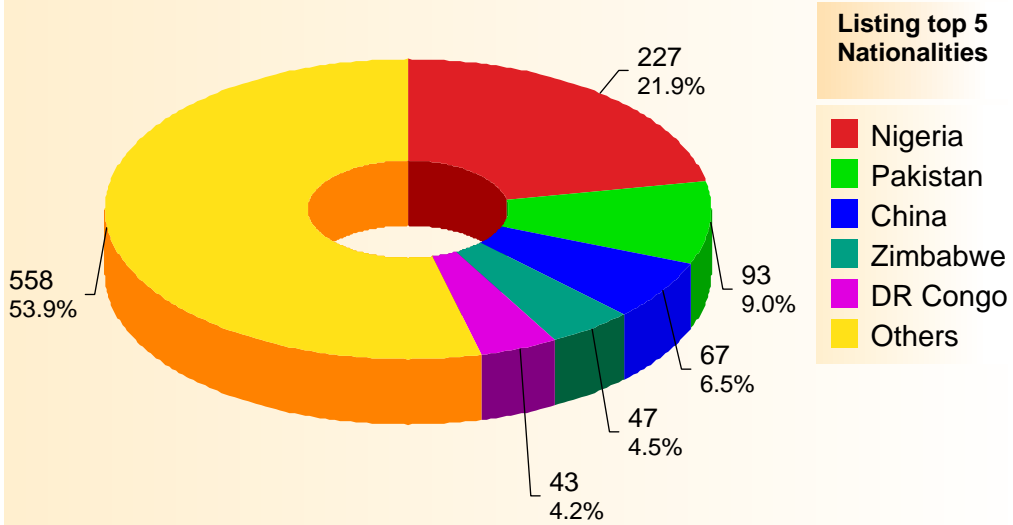
	April
<u>Applications for a declaration as a refugee</u>	<u>55</u>
<u>Cases Completed</u>	<u>84</u>
<i>These are broken down as follows:</i>	
Recommendations to declare applicant to be a refugee	0
Recommendation to refuse applicant a declaration to be a refugee where Section 13(4) B applies	46
Recommendation to refuse applicant a declaration to be a refugee where Section 13(5) applies	14
Recommendation to refuse applicant a declaration to be a refugee where Section 13(2) applies:	
- Withdrawn	2
- Deemed withdrawn	3
Recommendation to refuse applicant a declaration to be a refugee where Section 22(8) applies:	8
Determinations made under the EU Dublin II Regulation	11
Unprocessable	0

Applications for a declaration to be a refugee as at (30/04)

Table 5

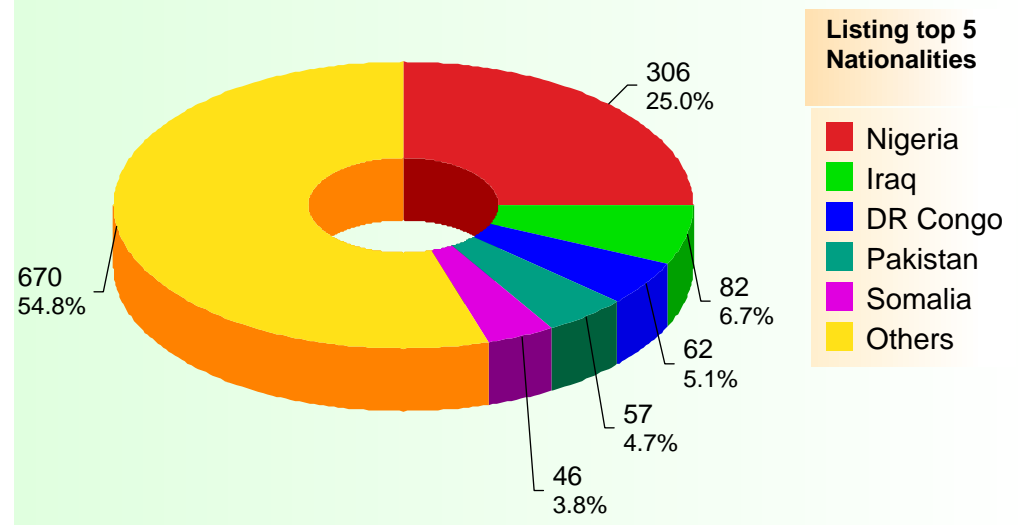
2009 as at end April

Total: 1035



Same period for 2008

Total: 1223



Family Reunification Applications and Cases Processed.

Table 6

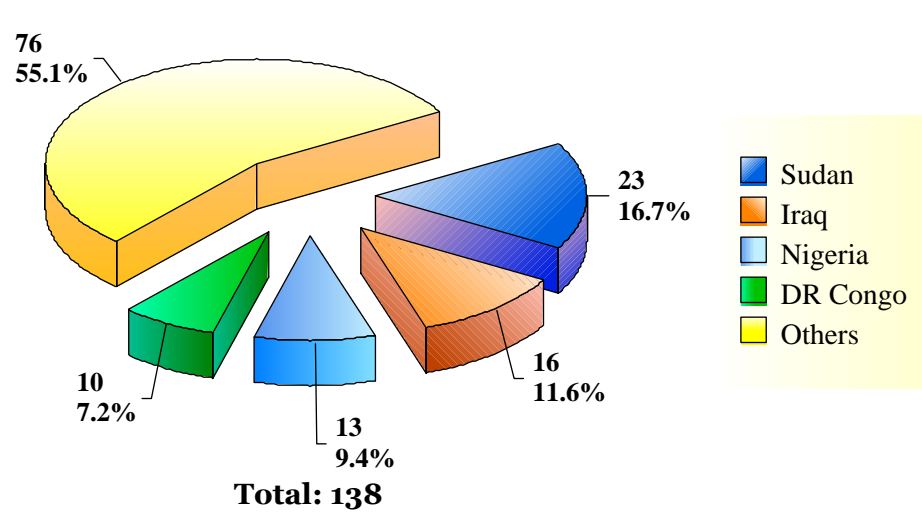
	April		2009	
	Applications	Dependants	Applications	Dependants
Number of Family Reunification applications received by ORAC	35	62	138	250
Number of cases commenced (questionnaire issued)	35	63	140	255
Number of cases processed to completion (report to Minister)	40	83	148	310

Family Reunification Applications and Cases Processed.

	2001 - 2009	
	Applications	Dependants
Number of Family Reunification applications received to date	3301	7324
Total Number of family reunification applications processed to date	3151	7054
Number of cases outstanding	150	270

Family Reunification Applications - Top 5 Nationalities

Top 4 Nationalities 2009 (30/04)



Top 5 Nationalities Same Period 2008

