
Office of the Refugee Applications Commissioner



www.orac.ie

Monthly statistical report April 2012

Contents

[Page 1](#)

- Overview of applications

[Page 2](#)

- Activity breakdown for April, 2012

[Page 3](#)

- Cases processed to completion for 2002 to 2012

[Page 4](#)

- Applications received and cases processed to completion which are subject to a Ministerial Prioritisation Directive under section 12 of the Refugee Act, 1996.

[Page 5](#)

- Applications for asylum (top 5 nationalities)

[Page 6](#)

- Family Reunification data

Table 1 - Activity from 20/11/2000

Applications	Pre 2003	2003	2004	2005	2006	2007	2008	2009	2010	2011	2012	Total
New applications for a declaration as a refugee	*11598	7,483	4,265	4,304	4,241	3,933	3,807	2,660	1,918	1,282	306	34,199
Re-applications for a declaration as a refugee	*36	417	501	19	73	52	59	29	21	8	6	1,185
Total applications for a declaration as a refugee	*11634	7,900	4,766	4,323	4,314	3,985	3,866	2,689	1,939	1,290	312	35,384
Balance of applications awaiting a recommendation from 17/11/00	9,427											
Applications received from 20/11/00	23,091	7,900	4,766	4,323	4,314	3,985	3,866	2,689	1,939	1,290	312	58,475
Decisions returned for processing	293	36	147	184	211	121	120	111	71	3	0	1,297
Previous DII determinations where transfer completed [Deemed Withdrawn S22(8)]	0	0	0	3	6	80	265	225	146	90	9	824
No. of applications processed since 20/11/00	32,810	7,936	4,913	4,506	4,524	4,106	3,985	2,798	2,003	1,249	170	69,000
<i>Unprocessable</i>	<i>1</i>	<i>0</i>	<i>0</i>	<i>1</i>	<i>1</i>	<i>0</i>	<i>0</i>	<i>0</i>	<i>0</i>	<i>0</i>	<i>0</i>	<i>3</i>
No. of applications outstanding	0	0	0	0	0	0	1	2	7	44	142	196

It should be noted that the above figures refer to the year in which the application was lodged and NOT to the year in which it was processed.

These statistics reflect activity since the implementation of the Refugee Act 1996 (as amended) on 17/11/2000.

Processing of Outstanding Applications

All adult applicants are scheduled for interview. In April 100 interviews were scheduled. Excluding interviews postponed, applicants attended in 76.8% of cases.

Decisions Returned for Processing

These are EU Dublin II Regulation cases in which their transfers have expired and which have therefore been returned to ORAC for further processing.

The total number of cases returned for processing in 2012 is 53 as at 30th of April.

*2002 only

Table 2 - Activity breakdown for April 2012

Applications

New applications for a declaration as a refugee	67
Re-applications for a declaration as a refugee	2
Total applications for a declaration as a refugee	69

Recommendations

Recommendations to grant an applicant refugee status	6	
Recommendation to refuse an applicant refugee status		
▪ Where section 13(4)(b) applies	36	
▪ Where section 13(5) applies	23	
	- Withdrawn	5
▪ Where section 13(2) applies	- Deemed Withdrawn	16
	- Total	21
▪ Where section 22(8) applies	7	
▪ Determinations made under the EU Dublin II Regulation	14	
Unprocessable	0	
Amendment / Adjustment	0	
Total recommendations made	107	

Additional cases

Cases returned for processing	15
Decisions withdrawn/reviewed	3
Previous DII determinations where transfer completed [Deemed Withdrawn s.22(8)]	7
Total additional cases	25

Table 3 - Cases Processed to Completion [2002 to 2012 (30/04)]

	2002	2003	2004	2005	2006	2007	2008	2009	2010	2011	2012
Positive recommendations	894	345	430	455	397	376	295	97	24	61	22
Negative recommendations following interview	5,965	5,461	4,906	3,952	3,249	2,621	2,942	2,612	1,309	1,050	269
Other negative recommendations and cases withdrawn	7,565	3,509	1,562	835	598	811	964	797	596	480	114
Determinations made under the Dublin Convention / EU Dublin II Regulation	191	237	243	439	540	368	385	402	263	243	47
Unprocessable	586	-911	-20	1	0	-24	-1	0	0	0	0
Amendment/Adjustment							-4				
Total	15,201	8,641	7,121	5,682	4,784	4,152	4,581	3,908	2,192	1,834	452

It should be noted that the above figures refer to the year in which the recommendations were made, and not to the year in which the applications were lodged.

Table 4

Applications received and cases processed to completion which are subject to a Ministerial prioritisation directive under Section 12 of the Refugee Act 1996 - April 2012

Applications

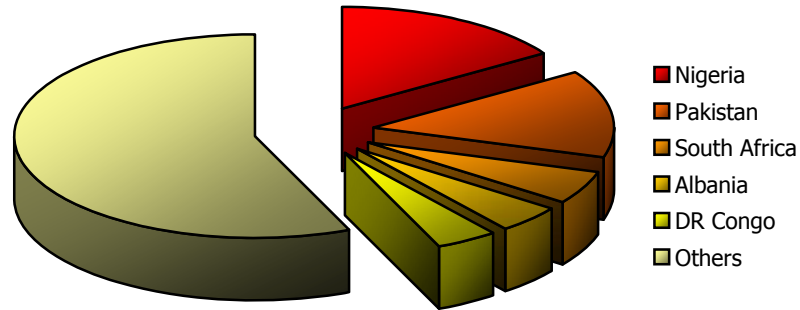
Total applications for a declaration as a refugee **5**

Recommendations

Recommendations to grant an applicant refugee status	0	
Recommendation to refuse an applicant refugee status		
▪ Where section 13(4)(b) applies	0	
▪ Where section 13(5) applies	3	
	- Withdrawn	0
▪ Where section 13(2) applies	- Deemed Withdrawn	0
	- Total	0
▪ Where section 22(8) applies	0	
▪ Determinations made under the EU Dublin II Regulation	0	
Unprocessable	0	
Total recommendations made	3	


Table 5 - Applications for a declaration to be a refugee (top 5 nationalities)

Applications in 2012 (30/04)



Nationality	Applications	% of total
Nigeria	49	15.7
Pakistan	44	14.1
South Africa	16	5.1
Albania	14	4.5
DR Congo	13	4.2
Others	176	56.4
Total	312	100.0

Applications in 2011 (30/04)



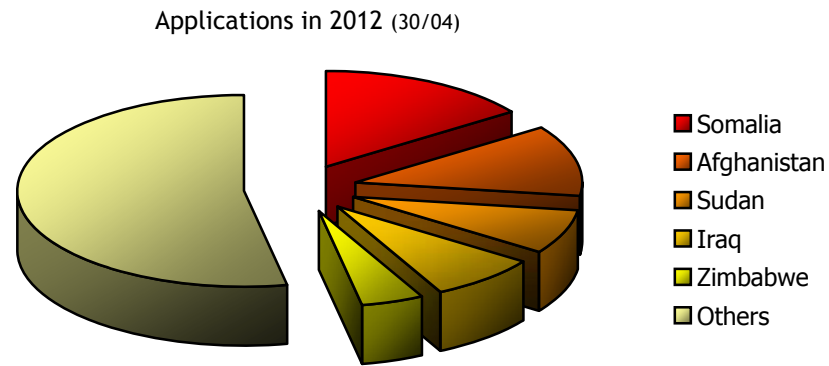
Nationality	Applications	% of total
China	76	16.1
Nigeria	63	13.3
Pakistan	55	11.7
Zimbabwe	29	6.1
DR Congo	25	5.3
Others	224	47.5
Total	472	100.0

Table 6 - Family Reunification Applications and Cases Processed

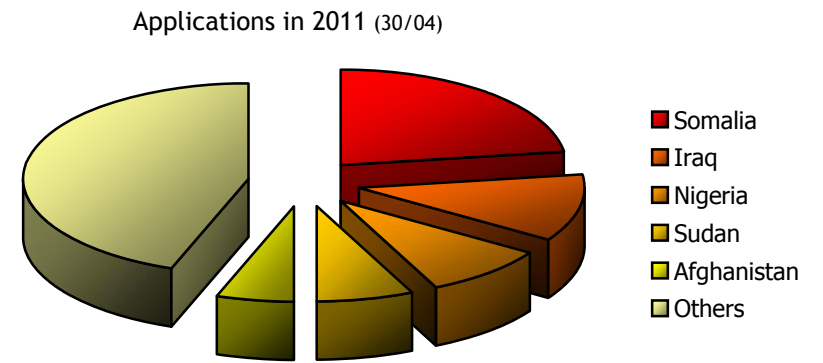
Monthly / Year-to-date activity	April		2012	
	Applications	Dependants	Applications	Dependants
Family Reunification applications received by ORAC	22	42	66	112
Cases processed to completion (report to Minister)	24	38	127	256

Applications outstanding as at 30-Apr: **66**

Table 7 - Family Reunification Applications [Top 5 Nationalities]



Nationality	Applications	% of total
Somalia	10	15.2
Afghanistan	8	12.1
Sudan	5	7.6
Iraq	5	7.6
Zimbabwe	3	4.5
Others	35	53.0
Total	66	100.0



Nationality	Applications	% of total
Somalia	20	22.7
Iraq	10	11.4
Nigeria	8	9.1
Sudan	6	6.8
Afghanistan	5	5.7
Others	39	44.3
Total	88	100.0