
Office of the Refugee Applications Commissioner



www.orac.ie

Monthly statistical report March 2011

Contents

Page 1

- Overview of applications

Page 2

- Activity breakdown for March, 2011

Page 3

- Cases processed to completion for 2002 to 2011

Page 4

- Applications received and cases processed to completion which are subject to a Ministerial Prioritisation Directive under section 12 of the Refugee Act, 1996.

Page 5

- Applications for asylum (top 5 nationalities)

Page 6

- Family Reunification breakdown

Table 1 - Activity from 20/11/2000

Applications	Pre 2003	2003	2004	2005	2006	2007	2008	2009	2010	2011	Total
New applications for a declaration as a refugee	*11598	7,483	4,265	4,304	4,241	3,933	3,807	2,660	1,918	383	32,994
Re-applications for a declaration as a refugee	*36	417	501	19	73	52	59	29	21	2	1,173
Total applications for a declaration as a refugee	*11634	7,900	4,766	4,323	4,314	3,985	3,866	2,689	1,939	385	34,167
Balance of applications awaiting a recommendation from 17/11/00	9,427										
Applications received from 20/11/00	23,091	7,900	4,766	4,323	4,314	3,985	3,866	2,689	1,939	385	57,258
Decisions returned for processing	293	36	147	184	211	120	119	52	5	0	1,167
Previous DII determinations where transfer completed [Deemed Withdrawn S22(8)]	0	0	0	1	6	79	265	224	122	5	702
No. of applications processed since 20/11/00	32,810	7,936	4,913	4,505	4,524	4,102	3,978	2,728	1,802	86	67,384
<i>Unprocessable</i>	<i>1</i>	<i>0</i>	<i>0</i>	<i>1</i>	<i>1</i>	<i>0</i>	<i>0</i>	<i>0</i>	<i>0</i>	<i>0</i>	<i>3</i>
No. of applications outstanding	0	0	0	1	0	3	7	13	142	299	465

It should be noted that the above figures refer to the year in which the application was lodged and NOT to the year in which it was processed.

These statistics reflect activity since the implementation of the Refugee Act 1996 (as amended) on 17/11/2000

Processing of Outstanding Applications

All adult applicants are scheduled for interview. In March 231 interviews were scheduled. Excluding interviews postponed, applicants attended in 89.5% of cases.

Decisions Returned for Processing

These are EU Dublin II Regulation cases in which their transfers have expired and which have therefore been returned to ORAC for further processing.

The total number of cases returned for processing in 2011 is 28 as at 31st of March.

*2002 only

Table 2 - Activity breakdown for March 2011

Applications

New applications for a declaration as a refugee	127
Re-applications for a declaration as a refugee	0
Total applications for a declaration as a refugee	127

Recommendations

Recommendations to grant an applicant refugee status	1
Recommendation to refuse an applicant refugee status	
▪ Where section 13(4)(b) applies	58
▪ Where section 13(5) applies	37
	- Withdrawn 7
▪ Where section 13(2) applies	- Deemed Withdrawn 29
	- Total 36
▪ Where section 22(8) applies	17
▪ Determinations made under the EU Dublin II Regulation	21
Unprocessable	0
Amendment / Adjustment	0
Total recommendations made	170

Additional cases

Cases returned for processing	8
Decisions withdrawn/reviewed	4
Previous DII determinations where transfer completed [Deemed Withdrawn s.22(8)]	17
Total additional cases	29

Table 3 - Cases Processed to Completion [2002 to 2011 (31/03)]

	2002	2003	2004	2005	2006	2007	2008	2009	2010	2011
Positive recommendations	894	345	430	455	397	376	295	97	24	14
Negative recommendations following interview	5,965	5,461	4,906	3,952	3,249	2,621	2,942	2,612	1,309	303
Other negative recommendations and cases withdrawn	7,565	3,509	1,562	835	598	811	964	797	596	152
Determinations made under the Dublin Convention / EU Dublin II Regulation	191	237	243	439	540	368	385	402	263	75
Unprocessable	586	-911	-20	1	0	-24	-1	0	0	0
Amendment/Adjustment							-4			
Total	15,201	8,641	7,121	5,682	4,784	4,152	4,581	3,908	2,192	544

It should be noted that the above figures refer to the year in which the recommendations were made, and not to the year in which the applications were lodged.

Table 4

Applications received and cases processed to completion which are subject to a Ministerial prioritisation directive under Section 12 of the Refugee Act 1996 - March 2011

Applications

Total applications for a declaration as a refugee 4

Recommendations

Recommendations to grant an applicant refugee status 0

Recommendation to refuse an applicant refugee status

▪ Where section 13(4)(b) applies 1

▪ Where section 13(5) applies 2

- Withdrawn 0

▪ Where section 13(2) applies - Deemed Withdrawn 1

- Total 1

▪ Where section 22(8) applies 0

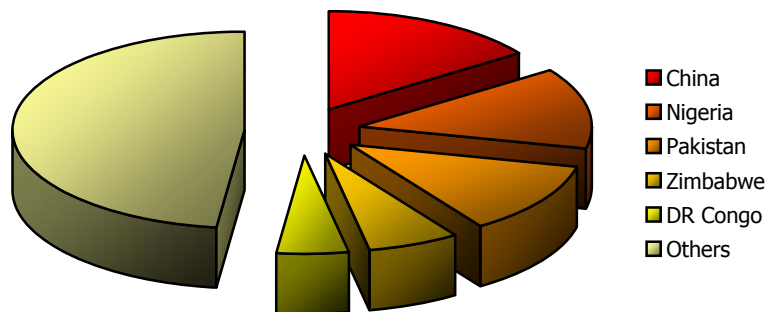
▪ Determinations made under the EU Dublin II Regulation 0

Unprocessable 0

Total recommendations made 4


Table 5 - Applications for a declaration to be a refugee (top 5 nationalities)

Applications in 2011 (31/03)



Nationality	Applications	% of total
China	59	15.3
Nigeria	51	13.2
Pakistan	46	11.9
Zimbabwe	25	6.5
DR Congo	19	4.9
Others	185	48.1
Total	385	100.0

Applications in 2010 (31/03)



Nationality	Applications	% of total
Nigeria	119	22.4
Pakistan	53	10.0
China	43	8.1
Ghana	26	4.9
Afghanistan	23	4.3
Others	268	50.4
Total	532	100.0

Table 6 - Family Reunification Applications and Cases Processed

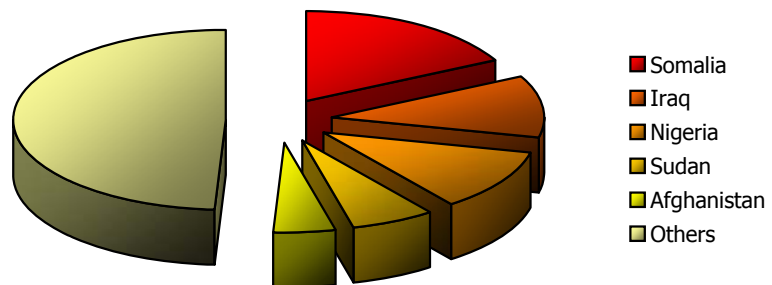
Monthly / Year-to-date activity	March		2011	
	Applications	Dependants	Applications	Dependants
Family Reunification applications received by ORAC	27	59	63	116
Cases commenced (questionnaire issued)	27	59	63	116
Cases processed to completion (report to Minister)	9	14	24	46

Overall activity

	2001 - 2011	
	Applications	Dependants
Family Reunification applications received to date	3,993	8,681
Total Family Reunification applications processed to date	3,781	8,302
Number of cases outstanding	212	379


Table 7 - Family Reunification Applications [Top 5 Nationalities]

Applications in 2011 (31/03)



Nationality	Applications	% of total
Somalia	11	17.5
Iraq	7	11.1
Nigeria	7	11.1
Sudan	4	6.3
Afghanistan	3	4.8
Others	31	49.2
Total	63	100.0

Applications in 2010 (31/03)



Nationality	Applications	% of total
Sudan	17	16.2
Iraq	11	10.5
Somalia	11	10.5
Afghanistan	8	7.6
Nigeria	8	7.6
Others	50	47.6
Total	105	100.0