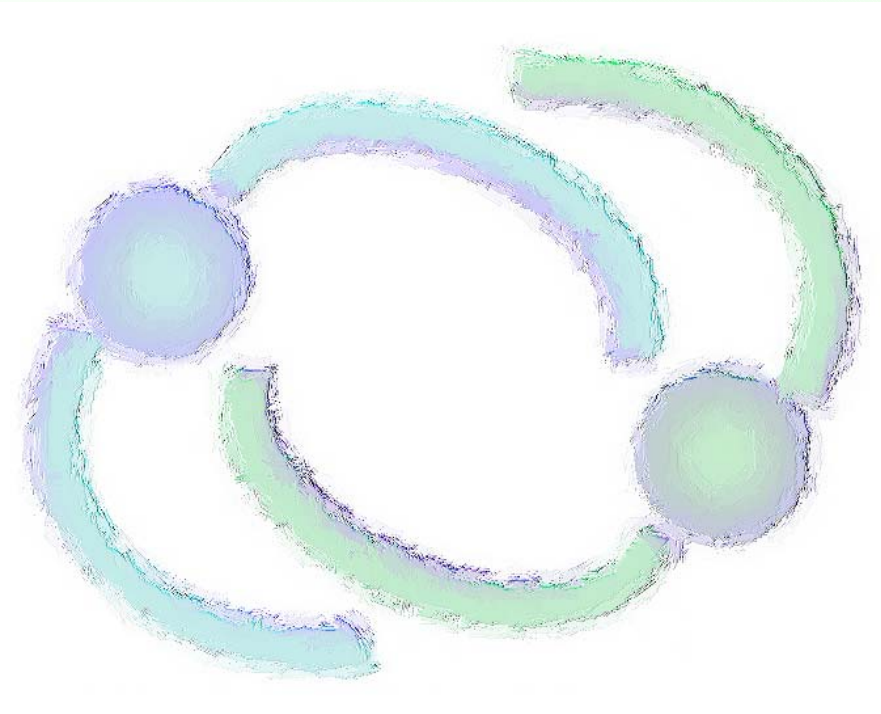


Office of the Refugee Applications Commissioner

Monthly statistics

March, 2008 issue



Tables

1. Overview of Applications .
2. Activity breakdown for March, 2008.
3. Cases Processed to Completion for 2002 to 2008
4. Applications received and cases processed to completion which are subject to a Ministerial prioritisation directive under Section 12 of the Refugee Act.
5. Applications for Asylum (top 5 nationalities).
6. Family Reunification Breakdown.
7. Family Reunification (top 5 nationalities).

**Asylum Applications. The Office of the Refugee Applications Commissioner.
Activity from 20/11/2000**

Table 1

	Pre 2003	2003	2004	2005	2006	2007	2008 (31/03)	Total
Applications								
No. of new applications for a declaration as a refugee	*11598	7483	4265	4304	4241	3933	897	
No of re-applications for a declaration as a refugee	*36	417	501	19	73	52	27	
Total No. of applications for a declaration as a refugee	*11634	7900	4766	4323	4314	3985	924	
Balance of applications awaiting a recommendation from 17/11/00	9,427							9427
Applications received from 20/11/00	23091	7900	4766	4323	4314	3985	924	49303
Decisions returned for processing	293	36	144	176	120	0	0	769
Previous DII determinations where transfer completed [Deemed Withdrawn S22(8)]	0	0	0	0	4	52	21	77
No. of applications processed since 20/11/00	32,810	7,936	4,904	4,493	4,424	3,540	248	58,355
<i>Unprocessable</i>	1	0	0	1	1	0	0	3
No. of applications outstanding	0	0	6	5	13	497	697	1,218

It should be noted that the above figures refer to the year in which the application was lodged and NOT to the year in which it was processed. These statistics reflect activity since the implementation of the Refugee Act 1996 (as amended) on 17/11/2000

Processing of Outstanding Applications

All adult applicants are scheduled for interview. In March 353 interviews were scheduled.
Excluding interviews postponed by ORAC, applicants attended in 81.8% of cases.

Decisions Returned for Processing

These are Dublin II Regulation cases in which their transfers have expired and which have therefore been returned to ORAC for further processing.

The total number of cases returned for processing in 2008 is 72 as at 31st March

*2002 only

Activity breakdown for 2008

Table 2

	March
Total Applications for a declaration as a refugee	<u>299</u>
<i>New applications for a declaration as a refugee</i>	294
<i>Re-applications for a declaration as a refugee</i>	5
Total Cases Completed	<u>366</u>
<i>These are broken down as follows:</i>	
<i>Recommendations to declare applicant to be a refugee</i>	33
<i>Recommendation to refuse applicant a declaration to be a refugee:</i>	
> <i>Where Section 13(4)(b) applies</i>	164
> <i>Where Section 13(5) applies</i>	35
> <i>Where Section 13(2) applies</i>	
- <i>Withdrawn</i>	9
- <i>Deemed Withdrawn</i>	54
> <i>Where Section 22(8) applies</i>	32
<i>Determinations made under Dublin Convention / Dublin Regulation</i>	40
<i>Unprocessable</i>	-1
<i>Amendment / Adjustment</i>	0
Total additional cases	<u>73</u>
<i>Cases returned for processing</i>	23
<i>Decisions withdrawn/reviewed</i>	18
<i>Previous DII determinations where transfer completed (Deemed Withdrawn S22(8))</i>	32

Cases Processed to Completion 2002 to 2008 (31/03)

Table 3

	2002	2003	2004	2005	2006	2007	2008 (31/03)
Positive recommendations	894	345	430	455	397	376	113
Negative recommendations following Interview	5965	5461	4906	3952	3249	2621	697
Other Negative Recommendations and Cases Withdrawn	7565	3509	1562	835	598	811	280
Determinations made under Dublin Convention / Dublin Regulation	191	237	243	439	540	368 (5)	90
Unprocessable	586	-911	-20	1	0	-24	-1
<i>Amendment/Adjustment</i>							1
Total	15,201	8,641	7,121	5,682	4,784	4,152	1,180

It should be noted that these recommendations refer to the year in which the recommendations were made and NOT to the year in which the applications were lodged.

Table 4

Applications received and cases processed to completion which are subject to a Ministerial prioritisation directive under Section 12 of the Refugee Act

March

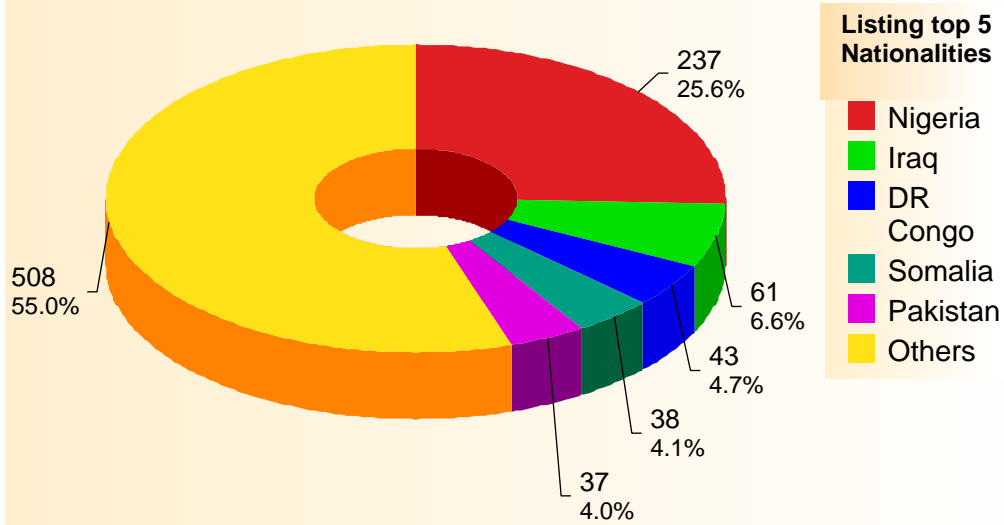
<u>Applications for a declaration as a refugee</u>	<u>75</u>
<u>Cases Completed</u>	<u>87</u>
<i>These are broken down as follows:</i>	
Recommendations to declare applicant to be a refugee	0
Recommendation to refuse applicant a declaration to be a refugee where Section 13(4) B applies	56
Recommendation to refuse applicant a declaration to be a refugee where Section 13(5) applies	17
Recommendation to refuse applicant a declaration to be a refugee where Section 13(2) applies:	
- Withdrawn	1
- Deemed withdrawn	9
Recommendation to refuse applicant a declaration to be a refugee where Section 22(8) applies:	3
Determinations made under Dublin Convention / Dublin Regulation	1
Unprocessable	0

Applications for a declaration to be a refugee as at (31/03)

Table 5

2008 as at end March

Total: 924



Same period for 2007

Total: 1065

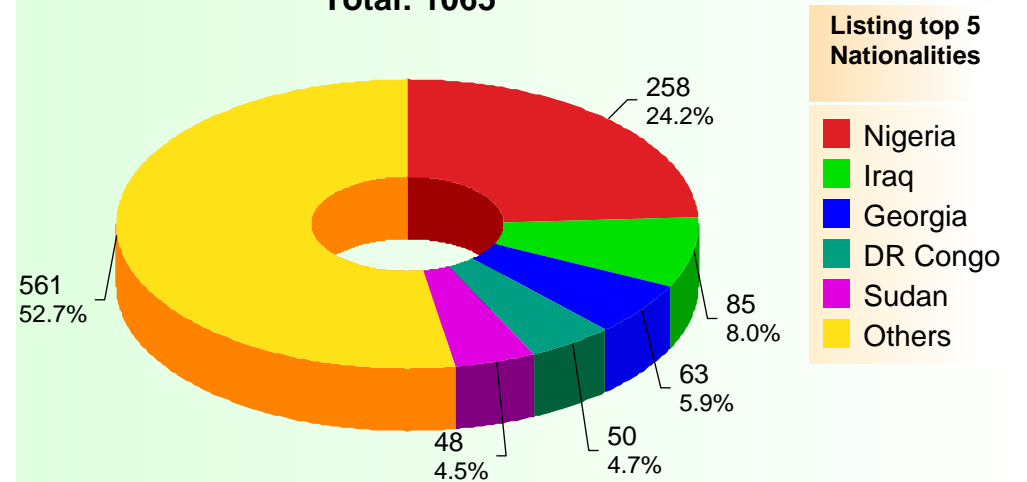


Table 6

Family Reunification Applications and Cases Processed.

	March		2008 (31/03)	
	Applications	Dependants	Applications	Dependants
Number of Family Reunification applications received by ORAC	23	44	84	146
Number of cases commenced (questionnaire issued)	23	44	82	144
Number of cases processed to completion (report to Minister)	11	24	47	92

Family Reunification Applications and Cases Processed.

	2001 - 2008 (31/03)	
	Applications	Dependants
Number of Family Reunification applications received to date	2833	6367
Total Number of family reunification applications processed to date	2711	6150
Number of cases outstanding	122	217

Family Reunification Applications - Top 5 Nationalities

The top five nationalities graph is not available as only Iraq (14) and Afghanistan (10) exceeded 9 in 2008 as at 31/03.

Please note we do not release individual figures where there are less than 10.