

---

# Office of the Refugee Applications Commissioner

---



[www.orac.ie](http://www.orac.ie)

## Monthly statistical report February 2012

### Contents

#### [Page 1](#)

- Overview of applications

#### [Page 2](#)

- Activity breakdown for February, 2012

#### [Page 3](#)

- Cases processed to completion for 2002 to 2012

#### [Page 4](#)

- Applications received and cases processed to completion which are subject to a Ministerial Prioritisation Directive under section 12 of the Refugee Act, 1996.

#### [Page 5](#)

- Applications for asylum (top 5 nationalities)

#### [Page 6](#)

- Family Reunification data

Table 1 - Activity from 20/11/2000

<b>Applications</b>	<b>Pre 2003</b>	<b>2003</b>	<b>2004</b>	<b>2005</b>	<b>2006</b>	<b>2007</b>	<b>2008</b>	<b>2009</b>	<b>2010</b>	<b>2011</b>	<b>2012</b>	<b>Total</b>
New applications for a declaration as a refugee	*11598	7,483	4,265	4,304	4,241	3,933	3,807	2,660	1,918	1,282	182	34,075
Re-applications for a declaration as a refugee	*36	417	501	19	73	52	59	29	21	8	2	1,181
<b>Total applications for a declaration as a refugee</b>	<b>*11634</b>	<b>7,900</b>	<b>4,766</b>	<b>4,323</b>	<b>4,314</b>	<b>3,985</b>	<b>3,866</b>	<b>2,689</b>	<b>1,939</b>	<b>1,290</b>	<b>184</b>	<b>35,256</b>
Balance of applications awaiting a recommendation from 17/11/00	9,427											
Applications received from 20/11/00	23,091	7,900	4,766	4,323	4,314	3,985	3,866	2,689	1,939	1,290	184	58,347
Decisions returned for processing	293	36	147	184	211	121	120	108	43	3	0	1,266
Previous DII determinations where transfer completed [Deemed Withdrawn S22(8)]	0	0	0	3	6	80	265	225	145	86	4	814
<b>No. of applications processed since 20/11/00</b>	<b>32,810</b>	<b>7,936</b>	<b>4,913</b>	<b>4,506</b>	<b>4,524</b>	<b>4,106</b>	<b>3,985</b>	<b>2,794</b>	<b>1,980</b>	<b>1,214</b>	<b>34</b>	<b>68,802</b>
<i>Unprocessable</i>	<i>1</i>	<i>0</i>	<i>0</i>	<i>1</i>	<i>1</i>	<i>0</i>	<i>0</i>	<i>0</i>	<i>0</i>	<i>0</i>	<i>0</i>	<i>3</i>
<b>No. of applications outstanding</b>	<b>0</b>	<b>0</b>	<b>0</b>	<b>0</b>	<b>0</b>	<b>0</b>	<b>1</b>	<b>3</b>	<b>2</b>	<b>79</b>	<b>150</b>	<b>235</b>

It should be noted that the above figures refer to the year in which the application was lodged and NOT to the year in which it was processed. These statistics reflect activity since the implementation of the Refugee Act 1996 (as amended) on 17/11/2000.

#### Processing of Outstanding Applications

All adult applicants are scheduled for interview. In February 141 interviews were scheduled. Excluding interviews postponed, applicants attended in 87.5% of cases.

#### Decisions Returned for Processing

These are EU Dublin II Regulation cases in which their transfers have expired and which have therefore been returned to ORAC for further processing.

The total number of cases returned for processing in 2012 is 22 as at 29<sup>th</sup> of February.

\*2002 only

Table 2 - Activity breakdown for February 2012

**Applications**

New applications for a declaration as a refugee	83
Re-applications for a declaration as a refugee	0
<b>Total applications for a declaration as a refugee</b>	<b>83</b>

**Recommendations**

Recommendations to grant an applicant refugee status	1
Recommendation to refuse an applicant refugee status	
▪ Where section 13(4)(b) applies	45
▪ Where section 13(5) applies	23
	- Withdrawn 4
▪ Where section 13(2) applies	- Deemed Withdrawn 25
	- Total 29
▪ Where section 22(8) applies	11
▪ Determinations made under the EU Dublin II Regulation	12
Unprocessable	0
Amendment / Adjustment	0
<b>Total recommendations made</b>	<b>121</b>

**Additional cases**

Cases returned for processing	10
Decisions withdrawn/reviewed	8
Previous DII determinations where transfer completed [Deemed Withdrawn s.22(8)]	11
<b>Total additional cases</b>	<b>29</b>

Table 3 - Cases Processed to Completion [2002 to 2012 (29/02)]

	2002	2003	2004	2005	2006	2007	2008	2009	2010	2011	2012
Positive recommendations	894	345	430	455	397	376	295	97	24	61	10
Negative recommendations following interview	5,965	5,461	4,906	3,952	3,249	2,621	2,942	2,612	1,309	1,050	140
Other negative recommendations and cases withdrawn	7,565	3,509	1,562	835	598	811	964	797	596	480	64
Determinations made under the Dublin Convention / EU Dublin II Regulation	191	237	243	439	540	368	385	402	263	243	27
Unprocessable	586	-911	-20	1	0	-24	-1	0	0	0	0
Amendment/Adjustment							-4				
<b>Total</b>	<b>15,201</b>	<b>8,641</b>	<b>7,121</b>	<b>5,682</b>	<b>4,784</b>	<b>4,152</b>	<b>4,581</b>	<b>3,908</b>	<b>2,192</b>	<b>1,834</b>	<b>241</b>

It should be noted that the above figures refer to the year in which the recommendations were made, and not to the year in which the applications were lodged.

Table 4

Applications received and cases processed to completion which are subject to a Ministerial prioritisation directive under Section 12 of the Refugee Act 1996 - February 2012

**Applications**


**Total applications for a declaration as a refugee** **2**

**Recommendations**

Recommendations to grant an applicant refugee status	0	
Recommendation to refuse an applicant refugee status		
▪ Where section 13(4)(b) applies	0	
▪ Where section 13(5) applies	3	
	- Withdrawn	0
▪ Where section 13(2) applies	- Deemed Withdrawn	0
	- Total	0
▪ Where section 22(8) applies	0	
▪ Determinations made under the EU Dublin II Regulation	0	
Unprocessable	0	
<b>Total recommendations made</b>	<b>3</b>	


Table 5 - Applications for a declaration to be a refugee (top 5 nationalities)

Applications in 2012 (29/02)



Nationality	Applications	% of total
Nigeria	28	15.2
Pakistan	26	14.1
Albania	12	6.5
Moldova	11	6.0
Mauritius	10	5.4
Others	97	52.7
Total	184	100.0

Applications in 2011 (29/02)



Nationality	Applications	% of total
China	44	17.1
Pakistan	35	13.6
Nigeria	31	12.0
Zimbabwe	16	6.2
DR Congo	11	4.3
Others	121	46.9
Total	258	100.0


**Table 6 - Family Reunification Applications and Cases Processed**

Monthly / Year-to-date activity	February		2012	
	Applications	Dependants	Applications	Dependants
Family Reunification applications received by ORAC	19	24	31	48
Cases processed to completion (report to Minister)	38	80	69	148

Applications outstanding as at 29-Feb: **91**


**Table 7 - Family Reunification Applications [Top 5 Nationalities]**

Applications in 2012 (29/02)



Nationality	Applications	% of total
Somalia	6	19.4
Afghanistan	5	16.1
Zimbabwe	2	6.5
Sudan	2	6.5
Palestine	2	6.5
Others	14	45.2
Total	31	100.0

Applications in 2010 (28/02)



Nationality	Applications	% of total
Somalia	7	19.4
Iraq	5	13.9
Sudan	4	11.1
Afghanistan	3	8.3
South Africa	2	5.6
Others	15	41.7
Total	36	100.0