

---

# Office of the Refugee Applications Commissioner

---



[www.orac.ie](http://www.orac.ie)

## Monthly statistical report January 2011

### Contents

#### Page 1

- Overview of applications

#### Page 2

- Activity breakdown for January, 2011

#### Page 3

- Cases processed to completion for 2002 to 2011

#### Page 4

- Applications received and cases processed to completion which are subject to a Ministerial Prioritisation Directive under section 12 of the Refugee Act, 1996.

#### Page 5

- Applications for asylum (top 5 nationalities)

#### Page 6

- Family Reunification breakdown

Table 1 - Activity from 20/11/2000

<b>Applications</b>	<b>Pre 2003</b>	<b>2003</b>	<b>2004</b>	<b>2005</b>	<b>2006</b>	<b>2007</b>	<b>2008</b>	<b>2009</b>	<b>2010</b>	<b>2011</b>	<b>Total</b>
New applications for a declaration as a refugee	*11598	7,483	4,265	4,304	4,241	3,933	3,807	2,660	1,918	133	32,744
Re-applications for a declaration as a refugee	*36	417	501	19	73	52	59	29	21	0	1,171
<b>Total applications for a declaration as a refugee</b>	<b>*11634</b>	<b>7,900</b>	<b>4,766</b>	<b>4,323</b>	<b>4,314</b>	<b>3,985</b>	<b>3,866</b>	<b>2,689</b>	<b>1,939</b>	<b>133</b>	<b>33,915</b>
Balance of applications awaiting a recommendation from 17/11/00	9,427										
Applications received from 20/11/00	23,091	7,900	4,766	4,323	4,314	3,985	3,866	2,689	1,939	133	57,006
Decisions returned for processing	293	36	147	183	211	120	117	41	4	0	1,152
Previous DII determinations where transfer completed [Deemed Withdrawn S22(8)]	0	0	0	1	6	79	265	221	98	0	670
<b>No. of applications processed since 20/11/00</b>	<b>32,810</b>	<b>7,936</b>	<b>4,913</b>	<b>4,504</b>	<b>4,524</b>	<b>4,100</b>	<b>3,975</b>	<b>2,717</b>	<b>1,586</b>	<b>2</b>	<b>67,067</b>
<i>Unprocessable</i>	<i>1</i>	<i>0</i>	<i>0</i>	<i>1</i>	<i>1</i>	<i>0</i>	<i>0</i>	<i>0</i>	<i>0</i>	<i>0</i>	<i>3</i>
<b>No. of applications outstanding</b>	<b>0</b>	<b>0</b>	<b>0</b>	<b>1</b>	<b>0</b>	<b>5</b>	<b>8</b>	<b>13</b>	<b>357</b>	<b>131</b>	<b>515</b>

It should be noted that the above figures refer to the year in which the application was lodged and NOT to the year in which it was processed.

These statistics reflect activity since the implementation of the Refugee Act 1996 (as amended) on 17/11/2000

**Processing of Outstanding Applications**

All adult applicants are scheduled for interview. In January 199 interviews were scheduled. Excluding interviews postponed, applicants attended in 81.5% of cases.

**Decisions Returned for Processing**

These are EU Dublin II Regulation cases in which their transfers have expired and which have therefore been returned to ORAC for further processing.

The total number of cases returned for processing in 2011 is 13 as at 31<sup>st</sup> of January.

\*2002 only

Table 2 - Activity breakdown for January 2011

**Applications**

New applications for a declaration as a refugee	133
Re-applications for a declaration as a refugee	0
<b>Total applications for a declaration as a refugee</b>	<b>133</b>

**Recommendations**

Recommendations to grant an applicant refugee status	5
Recommendation to refuse an applicant refugee status	
▪ Where section 13(4)(b) applies	64
▪ Where section 13(5) applies	39
	- Withdrawn 1
▪ Where section 13(2) applies	- Deemed Withdrawn 30
	- Total 31
▪ Where section 22(8) applies	16
▪ Determinations made under the EU Dublin II Regulation	34
Unprocessable	0
Amendment / Adjustment	0
<b>Total recommendations made</b>	<b>189</b>

**Additional cases**

Cases returned for processing	13
Decisions withdrawn/reviewed	1
Previous DII determinations where transfer completed [Deemed Withdrawn s.22(8)]	16
<b>Total additional cases</b>	<b>30</b>

Table 3 - Cases Processed to Completion [2002 to 2011 (31/01)]

	2002	2003	2004	2005	2006	2007	2008	2009	2010	2011
Positive recommendations	894	345	430	455	397	376	295	97	24	5
Negative recommendations following interview	5,965	5,461	4,906	3,952	3,249	2,621	2,942	2,612	1,309	103
Other negative recommendations and cases withdrawn	7,565	3,509	1,562	835	598	811	964	797	596	47
Determinations made under the Dublin Convention / EU Dublin II Regulation	191	237	243	439	540	368	385	402	263	34
Unprocessable	586	-911	-20	1	0	-24	-1	0	0	0
Amendment/Adjustment							-4			
<b>Total</b>	<b>15,201</b>	<b>8,641</b>	<b>7,121</b>	<b>5,682</b>	<b>4,784</b>	<b>4,152</b>	<b>4,581</b>	<b>3,908</b>	<b>2,192</b>	<b>189</b>

It should be noted that the above figures refer to the year in which the recommendations were made, and not to the year in which the applications were lodged.

Table 4

Applications received and cases processed to completion which are subject to a Ministerial prioritisation directive under Section 12 of the Refugee Act 1996

**Applications**

**Total applications for a declaration as a refugee 1**

**Recommendations**

Recommendations to grant an applicant refugee status 0

Recommendation to refuse an applicant refugee status

▪ Where section 13(4)(b) applies 0

▪ Where section 13(5) applies 3

- Withdrawn 0

▪ Where section 13(2) applies - Deemed Withdrawn 0

- Total 0

▪ Where section 22(8) applies 0

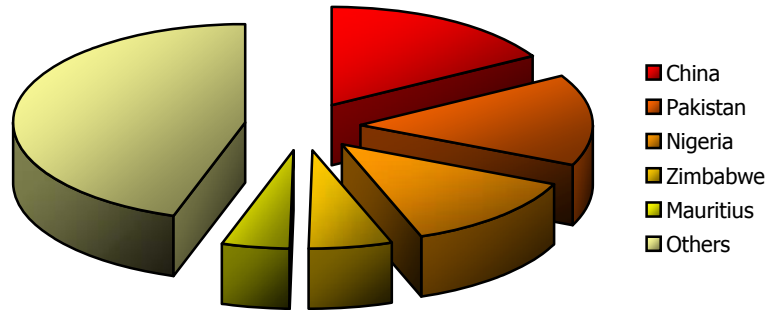
▪ Determinations made under the EU Dublin II Regulation 0

Unprocessable 0

**Total recommendations made 3**


Table 5 - Applications for a declaration to be a refugee (top 5 nationalities)

Applications in 2011 (31/01)



Nationality	Applications	% of total
China	22	16.5
Pakistan	20	15.0
Nigeria	17	12.8
Zimbabwe	8	6.0
Mauritius	6	4.5
Others	60	45.1
<b>Total</b>	<b>133</b>	<b>100.0</b>

Applications in 2010 (31/01)



Nationality	Applications	% of total
Nigeria	31	16.4
China	19	10.1
Pakistan	18	9.5
Ghana	9	4.8
Moldova	9	4.8
Others	103	54.5
<b>Total</b>	<b>189</b>	<b>100.0</b>

Table 6 - Family Reunification Applications and Cases Processed

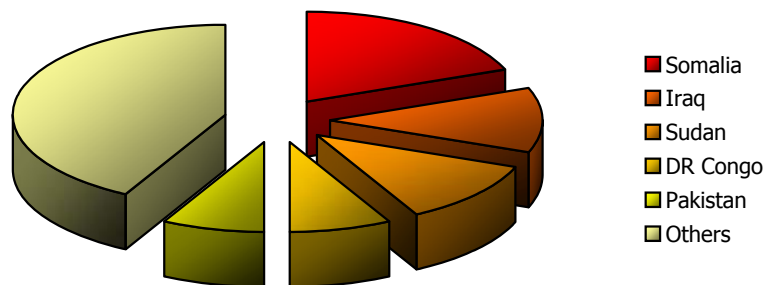
Monthly / Year-to-date activity	January		2011	
	Applications	Dependants	Applications	Dependants
Family Reunification applications received by ORAC	26	39	26	39
Cases commenced (questionnaire issued)	26	39	26	39
Cases processed to completion (report to Minister)	7	17	7	17

Overall activity

	2001 - 2011	
	Applications	Dependants
Family Reunification applications received to date	3,956	8,604
Total Family Reunification applications processed to date	3,764	8,273
Number of cases outstanding	192	331


Table 7 - Family Reunification Applications [Top 5 Nationalities]

Applications in 2011 (31/01)



Nationality	Applications	% of total
Somalia	5	19.2
Iraq	3	11.5
Sudan	3	11.5
DR Congo	2	7.7
Pakistan	2	7.7
Others	11	42.3
<b>Total</b>	<b>26</b>	<b>100.0</b>

Applications in 2010 (31/01)



Nationality	Applications	% of total
Iraq	7	17.9
Sudan	7	17.9
DR Congo	3	7.7
Somalia	3	7.7
Zimbabwe	3	7.7
Others	16	41.0
<b>Total</b>	<b>39</b>	<b>100.0</b>