

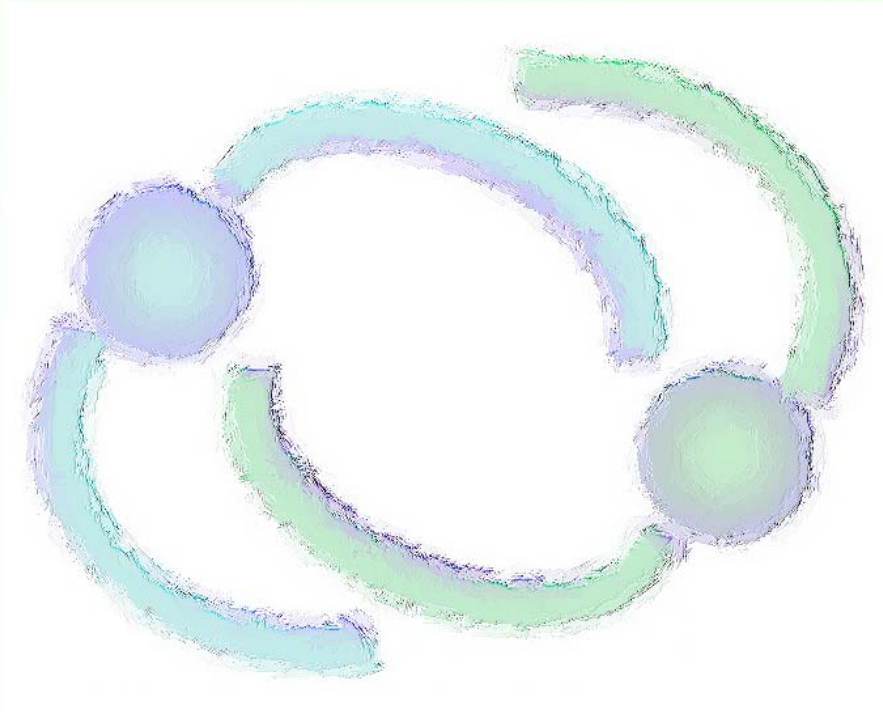
# Office of the Refugee Applications Commissioner

## Monthly statistics

*January, 2010 issue*

### Tables

1. Overview of applications.
2. Activity breakdown for January, 2010.
3. Cases Processed to completion for 2002 to 2010.
4. Applications received and cases processed to completion which are subject to a Ministerial Prioritisation Directive under Section 12 of the Refugee Act.
5. Applications for Asylum (top 5 nationalities).
6. Family Reunification breakdown.
7. Family Reunification (top 5 nationalities).



Contact:  
RAC\_oracstats@orac.ie

**Asylum Applications. The Office of the Refugee Applications Commissioner.  
Activity from 20/11/2000**

Table 1

	Pre 2003	2003	2004	2005	2006	2007	2008	2009	2010	Total
<b>Applications</b>										
No. of new applications for a declaration as a refugee	*11598	7483	4265	4304	4241	3933	3807	2660	189	
No of re-applications for a declaration as a refugee	*36	417	501	19	73	52	59	29	0	
<b>Total No. of applications for a declaration as a refugee</b>	<b>*11634</b>	<b>7900</b>	<b>4766</b>	<b>4323</b>	<b>4314</b>	<b>3985</b>	<b>3866</b>	<b>2689</b>	<b>189</b>	
Balance of applications awaiting a recommendation from 17/11/00	9,427									<b>9427</b>
Applications received from 20/11/00	23091	7900	4766	4323	4314	3985	3866	2689	189	<b>55123</b>
Decisions returned for processing	293	36	146	182	210	118	36	4	0	<b>1,025</b>
Previous DII determinations where transfer completed [Deemed Withdrawn S22(8)]	0	0	0	0	6	79	265	179	0	<b>529</b>
<b>No. of applications processed since 20/11/00</b>	<b>32,810</b>	<b>7,936</b>	<b>4,911</b>	<b>4,501</b>	<b>4,526</b>	<b>4,175</b>	<b>4,145</b>	<b>2,591</b>	<b>16</b>	<b>65,611</b>
<i>Unprocessable</i>	1	0	0	1	1	0	0	0	0	<b>3</b>
<b>No. of applications outstanding</b>	<b>0</b>	<b>0</b>	<b>1</b>	<b>3</b>	<b>3</b>	<b>7</b>	<b>22</b>	<b>281</b>	<b>173</b>	<b>490</b>

It should be noted that the above figures refer to the year in which the application was lodged and NOT to the year in which it was processed. These statistics reflect activity since the implementation of the Refugee Act 1996 (as amended) on 17/11/2000

**Processing of Outstanding Applications**

All adult applicants are scheduled for interview. In January, 186 interviews were scheduled. Excluding interviews postponed, applicants attended in 85.5% of cases.

**Decisions Returned for Processing**

These are EU Dublin II Regulation cases in which their transfers have expired and which have therefore been returned to ORAC for further processing.

The total number of cases returned for processing in 2010 is 10 as at 31st of January.

\*2002 only

## Activity breakdown for January 2010

Table 2

<b>Total Applications for a declaration as a refugee</b>	<b><u>189</u></b>
<i>New applications for a declaration as a refugee</i>	189
<i>Re-applications for a declaration as a refugee</i>	0
<b>Total Cases Completed</b>	<b><u>205</u></b>
<u>These are broken down as follows:</u>	
<i>Recommendations to declare applicant to be a refugee</i>	3
<u>Recommendation to refuse applicant a declaration to be a refugee:</u>	
> <i>Where Section 13(4)(b) applies</i>	97
> <i>Where Section 13(5) applies</i>	37
> <u>Where Section 13(2) applies</u>	
- <i>Withdrawn</i>	1
- <i>Deemed Withdrawn</i>	20
> <i>Where Section 22(8) applies</i>	17
<i>Determinations made under the EU Dublin II Regulation</i>	30
<i>Unprocessable</i>	0
<i>Amendment / Adjustment</i>	0
<b>Total additional cases</b>	<b><u>36</u></b>
<i>Cases returned for processing</i>	10
<i>Decisions withdrawn/reviewed</i>	9
<i>Previous DII determinations where transfer completed (Deemed Withdrawn S22(8))</i>	17

Table 3

### Cases Processed to Completion 2002 to 2010 (31/01)

	2002	2003	2004	2005	2006	2007	2008	2009	2010 (31/01)
<b>Positive recommendations</b>	894	345	430	455	397	376	295	97	3
<b>Negative recommendations following Interview</b>	5965	5461	4906	3952	3249	2621	2942	2612	134
<b>Other Negative Recommendations and Cases Withdrawn</b>	7565	3509	1562	835	598	811	964	797	38
<b>Determinations made under the Dublin Convention / EU Dublin II Regulation</b>	191	237	243	439	540	368 (5)	385	402	30
<b>Unprocessable</b>	586	-911	-20	1	0	-24	-1	0	0
<i>Amendment/Adjustment</i>							-4		
<b>Total</b>	15,201	8,641	7,121	5,682	4,784	4,152	4,581	3,908	205

It should be noted that these recommendations refer to the year in which the recommendations were made and NOT to the year in which the applications were lodged.

(Determinations made under Dublin Convention/ Dublin Regulation under Article 4.3 not previously included as child born after parent's determination.)

Table 4

**Applications received and cases processed to completion which are subject to a Ministerial prioritisation directive under Section 12 of the Refugee Act 1996**

	January
<b><u>Applications for a declaration as a refugee</u></b>	<b><u>30</u></b>
<b><u>Cases Completed</u></b>	<b><u>36</u></b>
<i>These are broken down as follows:</i>	
Recommendations to declare applicant to be a refugee	0
Recommendation to refuse applicant a declaration to be a refugee where Section 13(4) B applies	19
Recommendation to refuse applicant a declaration to be a refugee where Section 13(5) applies	13
Recommendation to refuse applicant a declaration to be a refugee where Section 13(2) applies:	
- Withdrawn	0
- Deemed withdrawn	0
Recommendation to refuse applicant a declaration to be a refugee where Section 22(8) applies:	1
Determinations made under the EU Dublin II Regulation	3
Unprocessable	0

**Family Reunification Applications and Cases Processed.**

**Table 6**

	<b>January</b>		<b>2010</b>	
	Applications	Dependants	Applications	Dependants
Number of Family Reunification applications received by ORAC	35	70	35	70
Number of cases commenced (questionnaire issued)	34	69	34	69
Number of cases processed to completion (report to Minister)	36	60	36	60

**Family Reunification Applications and Cases Processed.**

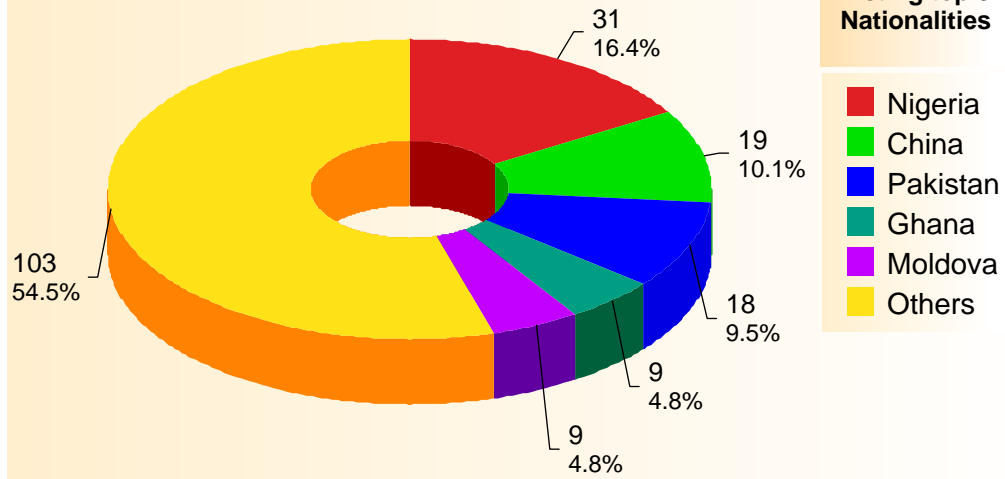
	<b>2001 - 2010</b>	
	Applications	Dependants
Number of Family Reunification applications received to date	3654	8062
Total Number of family reunification applications processed to date	3497	7758
Number of cases outstanding	157	304

Applications for a declaration to be a refugee as at (31/01)

Table 5

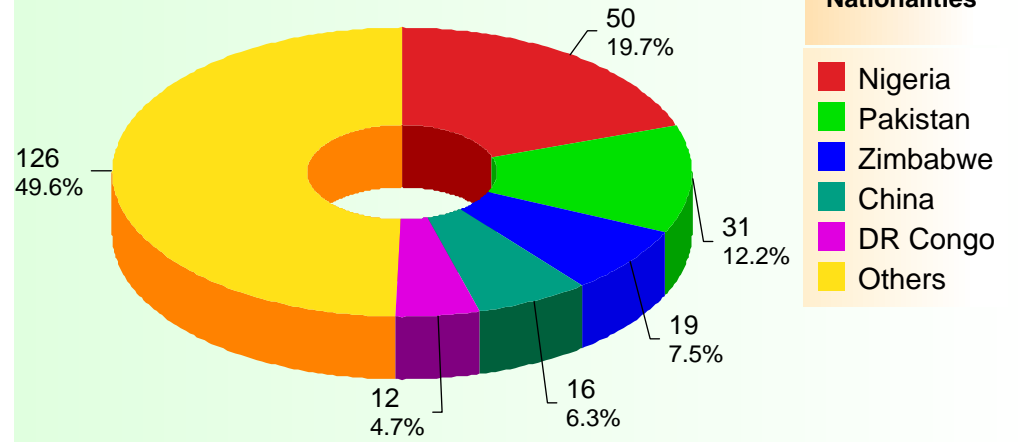
2010 at end of January

Total: 189



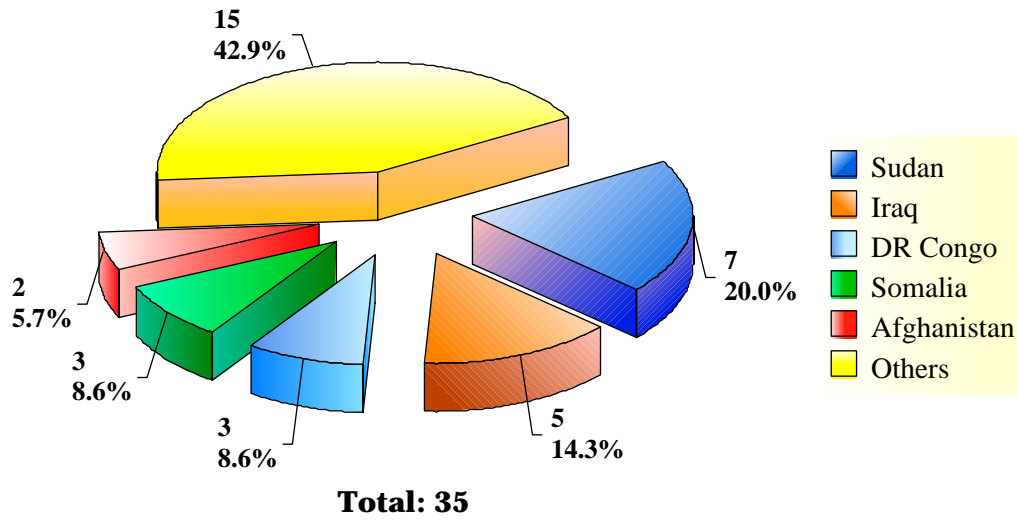
Same period for 2009

Total: 254



Family Reunification Applications - Top 5 Nationalities

Top 5 Nationalities 2010 (31/01)



Top 5 Nationalities Same Period 2009

