
Office of the Refugee Applications Commissioner



www.orac.ie

Monthly statistical report October 2012

Contents

[Page 1](#)

- Overview of applications

[Page 2](#)

- Activity breakdown for October, 2012

[Page 3](#)

- Cases processed to completion for 2002 to 2012

[Page 4](#)

- Applications received and cases processed to completion which are subject to a Ministerial Prioritisation Directive under section 12 of the Refugee Act, 1996.

[Page 5](#)

- Applications for asylum (top 5 nationalities)

[Page 6](#)

- Family Reunification data

Table 1 - Activity from 20/11/2000

Applications	Pre 2003	2003	2004	2005	2006	2007	2008	2009	2010	2011	2012	Total
New applications for a declaration as a refugee	*11598	7,483	4,265	4,304	4,241	3,933	3,807	2,660	1,918	1,282	796	34,689
Re-applications for a declaration as a refugee	*36	417	501	19	73	52	59	29	21	8	15	1,194
Total applications for a declaration as a refugee	*11634	7,900	4,766	4,323	4,314	3,985	3,866	2,689	1,939	1,290	811	35,883
Balance of applications awaiting a recommendation from 17/11/00	9,427											
Applications received from 20/11/00	23,091	7,900	4,766	4,323	4,314	3,985	3,866	2,689	1,939	1,290	811	58,974
Decisions returned for processing	293	36	147	184	211	121	121	116	106	4	1	1,340
Previous DII determinations where transfer completed [Deemed Withdrawn S22(8)]	0	0	0	3	6	80	266	227	147	94	36	859
No. of applications processed since 20/11/00	32,810	7,936	4,913	4,506	4,524	4,106	3,987	2,805	2,043	1,285	614	69,529
<i>Unprocessable</i>	<i>1</i>	<i>0</i>	<i>0</i>	<i>1</i>	<i>1</i>	<i>0</i>	<i>0</i>	<i>0</i>	<i>0</i>	<i>0</i>	<i>0</i>	<i>3</i>
No. of applications outstanding	0	0	0	0	0	0	0	0	2	9	198	209

It should be noted that the above figures refer to the year in which the application was lodged and NOT to the year in which it was processed.

These statistics reflect activity since the implementation of the Refugee Act 1996 (as amended) on 17/11/2000.

Processing of Outstanding Applications

All adult applicants are scheduled for interview. In October 106 interviews were scheduled. Excluding interviews postponed, applicants attended in 84.1% of cases.

Decisions Returned for Processing

These are EU Dublin II Regulation cases in which their transfers have expired and which have therefore been returned to ORAC for further processing.

The total number of cases returned for processing in 2012 is 96 as at 31st of October.

*2002 only

Table 2 - Activity breakdown for October 2012

Applications

New applications for a declaration as a refugee	105
Re-applications for a declaration as a refugee	0
Total applications for a declaration as a refugee	105

Outcomes

Recommendations to grant an applicant refugee status	5
Recommendation to refuse an applicant refugee status	
▪ Where section 13(4)(b) applies	34
▪ Where section 13(5) applies	19
	- Withdrawn 6
▪ Where section 13(2) applies	- Deemed Withdrawn 18
	- Total 24
▪ Where section 22(8) applies	5
▪ Determinations made under the EU Dublin II Regulation	20
Unprocessable	0
Amendment / Adjustment	0
Total outcomes	107

Additional activity

Cases returned for processing	6
Decisions withdrawn/reviewed	1
Previous DII determinations where transfer completed [Deemed Withdrawn s.22(8)]	5
Total additional cases	12

Table 3 - Cases Processed to Completion [2002 to 2012 (31/10)]

	2002	2003	2004	2005	2006	2007	2008	2009	2010	2011	2012
Positive recommendations	894	345	430	455	397	376	295	97	24	61	49
Negative recommendations following interview	5,965	5,461	4,906	3,952	3,249	2,621	2,942	2,612	1,309	1,050	615
Other negative recommendations and cases withdrawn	7,565	3,509	1,562	835	598	811	964	797	596	480	240
Determinations made under the Dublin Convention / EU Dublin II Regulation	191	237	243	439	540	368	385	402	263	243	124
Unprocessable	586	-911	-20	1	0	-24	-1	0	0	0	0
Amendment/Adjustment							-4				
Total	15,201	8,641	7,121	5,682	4,784	4,152	4,581	3,908	2,192	1,834	1,028

It should be noted that the above figures refer to the year in which the outcomes were made, and not to the year in which the applications were lodged.

Table 4

Applications received and cases processed to completion which are subject to a Ministerial prioritisation directive under Section 12 of the Refugee Act 1996 - October 2012

Applications

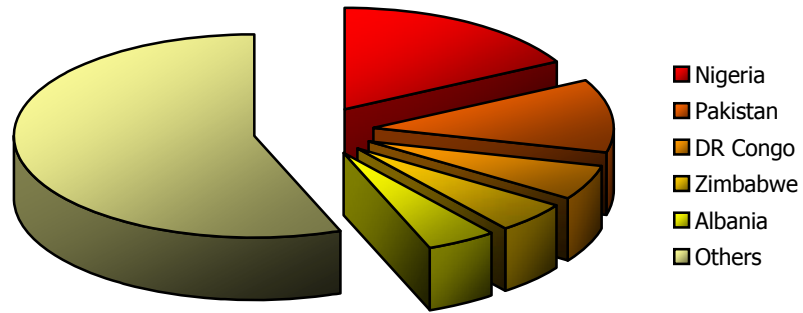
Total applications for a declaration as a refugee **2**

Outcomes

Recommendations to grant an applicant refugee status	0	
Recommendation to refuse an applicant refugee status		
▪ Where section 13(4)(b) applies	0	
▪ Where section 13(5) applies	0	
	- Withdrawn	0
▪ Where section 13(2) applies	- Deemed Withdrawn	0
	- Total	0
▪ Where section 22(8) applies	1	
▪ Determinations made under the EU Dublin II Regulation	0	
Unprocessable	0	
Total outcomes	1	


Table 5 - Applications for a declaration to be a refugee (top 5 nationalities)

Applications in 2012 (31/10)



Nationality	Applications	% of total
Nigeria	140	17.3
Pakistan	94	11.6
DR Congo	46	5.7
Zimbabwe	41	5.1
Albania	37	4.6
Others	453	55.9
Total	811	100.0

Applications in 2011 (31/10)



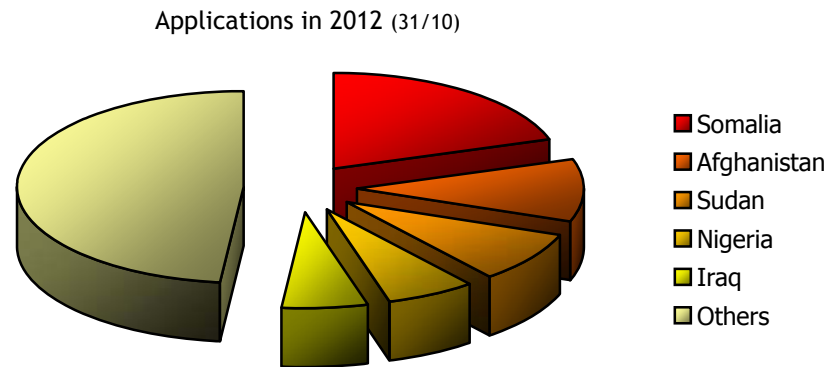
Nationality	Applications	% of total
Nigeria	156	14.5
Pakistan	144	13.4
China	139	12.9
Zimbabwe	57	5.3
DR Congo	53	4.9
Others	528	49.0
Total	1,077	100.0

Table 6 - Family Reunification

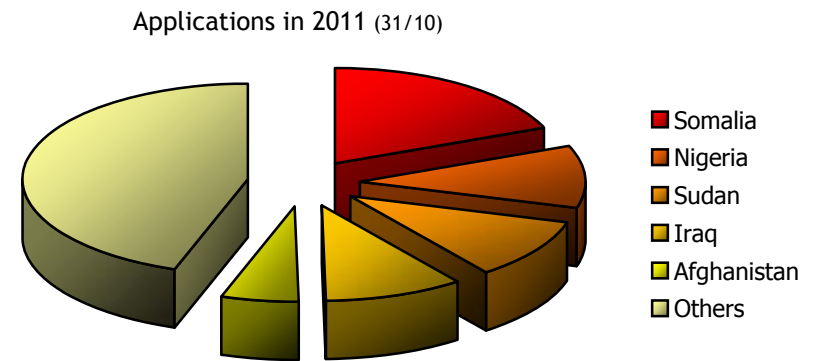
Monthly / Year-to-date activity	October		2012	
	Applications	Dependants	Applications	Dependants
Family Reunification files received by ORAC	18	45	184	362
Family Reunification files returned to the Minister	9	16	246	481

Applications outstanding as at 31-Oct: 63

Table 7 - Family Reunification files received [Top 5 Nationalities]



Nationality	Applications	% of total
Somalia	37	20.1
Afghanistan	19	10.3
Sudan	16	8.7
Nigeria	12	6.5
Iraq	11	6.0
Others	89	48.4
Total	184	100.0



Nationality	Applications	% of total
Somalia	41	18.9
Nigeria	23	10.6
Sudan	22	10.1
Iraq	22	10.1
Afghanistan	12	5.5
Others	97	44.7
Total	217	100.0