

---

# Office of the Refugee Applications Commissioner

---



## Monthly statistical report December

### Contents

#### Page 1

- Overview of applications

#### Page 2

- Activity breakdown for December, 2016

#### Page 3

- Cases processed to completion for 2002 to 2016

#### Page 4

- Applications received and cases processed to completion which are subject to a Ministerial Prioritisation Directive under section 12 of the Refugee Act, 1996.

#### Page 5

- Applications for asylum (top 5 nationalities)

#### Page 6

- Family Reunification data

Table 1 - Activity from 20/11/2000

Applications	Pre 2003	2003	2004	2005	2006	2007	2008	2009	2010	2011	2012	2013	2014	2015	2016	Total
New applications for a declaration as a refugee	*11598	7,483	4,265	4,304	4,241	3,933	3,807	2,660	1,918	1,282	940	938	1,438	3,271	2,237	42,717
Re-applications for a declaration as a refugee	*36	417	501	19	73	52	59	29	21	8	16	8	10	5	7	1,225
<b>Total applications for a declaration as a refugee</b>	<b>*11634</b>	<b>7,900</b>	<b>4,766</b>	<b>4,323</b>	<b>4,314</b>	<b>3,985</b>	<b>3,866</b>	<b>2,689</b>	<b>1,939</b>	<b>1,290</b>	<b>956</b>	<b>946</b>	<b>1,448</b>	<b>3,276</b>	<b>2,244</b>	<b>43,942</b>
Balance of applications awaiting a recommendation from 17/11/00	9,427															
Applications received from 20/11/00	23,091	7,900	4,766	4,323	4,314	3,985	3,866	2,689	1,939	1,290	956	946	1,448	3,276	2,244	67,033
Decisions returned for processing	295	36	148	185	213	123	136	133	121	75	64	55	13	22	50	1,669
Previous DII determinations where transfer completed [Deemed Withdrawn S22(8)]	0	0	0	4	8	80	266	227	147	96	79	65	12	36	10	1,030
<b>No. of applications processed since 20/11/00</b>	<b>32,812</b>	<b>7,936</b>	<b>4,915</b>	<b>4,506</b>	<b>4,526</b>	<b>4,108</b>	<b>4,002</b>	<b>2,822</b>	<b>2,060</b>	<b>1,361</b>	<b>1,025</b>	<b>997</b>	<b>1,445</b>	<b>3,112</b>	<b>920</b>	<b>76,547</b>
<i>Unprocessable</i>	<i>1</i>	<i>0</i>	<i>0</i>	<i>1</i>	<i>1</i>	<i>0</i>	<i>0</i>	<i>0</i>	<i>0</i>	<i>0</i>	<i>2</i>	<i>1</i>	<i>1</i>	<i>4</i>	<i>21</i>	<i>32</i>
<b>No. of applications outstanding</b>	<b>0</b>	<b>0</b>	<b>-1</b>	<b>1</b>	<b>0</b>	<b>0</b>	<b>0</b>	<b>0</b>	<b>0</b>	<b>4</b>	<b>-7</b>	<b>3</b>	<b>15</b>	<b>182</b>	<b>1,353</b>	<b>1,550</b>

It should be noted that the above figures refer to the year in which the application was lodged and NOT to the year in which it was processed.

These statistics reflect activity since the implementation of the Refugee Act 1996 (as amended) on 17/11/2000.

#### Processing of Outstanding Applications

All adult applicants are scheduled for interview. In December 75 interviews were scheduled. Excluding interviews postponed, applicants attended in 91.7% of cases.

During the month, because of the nature of the caseload concerned, a proportion of cancelled substantive interviews were also re-scheduled as interviews under the EU Dublin III Regulation.

#### Decisions Returned for Processing

These are EU Dublin Regulation cases in which their transfers have expired and which have therefore been returned to ORAC for further processing.

The total number of cases returned for processing in 2016 is 84 as at 30 December.

\*2002 only

Table 2 - Activity breakdown for December 2016

**Applications**

New applications for a declaration as a refugee	131
New applications for declaration as a refugee under relocation	131
Re-applications for a declaration as a refugee	0

**Total applications for a declaration as a refugee 262**

**Outcomes**

Recommendations to grant an applicant refugee status	37
Recommendation to refuse an applicant refugee status	
▪ Where section 13(4)(b) applies	100
▪ Where section 13(5) applies	0
	- Withdrawn 1
	- Deemed Withdrawn 28
	- Total 29
▪ Where section 13(2) applies	
▪ Where section 22(8) applies	3
▪ Determinations made under the EU Dublin III Regulation	16
Unprocessable	14
Amendment / Adjustment	3

**Total outcomes 185**

**Additional activity**

Applications returned for processing	10
Recommendations withdrawn/reviewed	14
Previous Dublin determinations where transfer completed [Deemed Withdrawn s.22(8)]	3

**Total additional cases 27**

**Table 3 - Cases Processed to Completion [2002 to 2016 (30/12)]**

	2002	2003	2004	2005	2006	2007	2008	2009	2010	2011	2012	2013	2014	2015	2016
Positive recommendations	894	345	430	455	397	376	295	97	24	61	67	128	132	152	444
Negative recommendations following interview	5,965	5,461	4,906	3,952	3,249	2,621	2,942	2,612	1,309	1,050	700	582	661	668	1,658
Other negative recommendations and cases withdrawn	7,565	3,509	1,562	835	598	811	964	797	596	480	287	252	246	430	584
Determinations made under the Dublin Convention / EU Dublin Regulation	191	237	243	439	540	368	385	402	263	243	144	160	21	302	594
Unprocessable	586	-911	-20	1	0	-24	-1	0	0	0	0	1	0	0	28
Amendment/Adjustment							-4								128
<b>Total</b>	<b>15,201</b>	<b>8,641</b>	<b>7,121</b>	<b>5,682</b>	<b>4,784</b>	<b>4,152</b>	<b>4,581</b>	<b>3,908</b>	<b>2,192</b>	<b>1,834</b>	<b>1,198</b>	<b>1,123</b>	<b>1,060</b>	<b>1,552</b>	<b>3,436</b>

It should be noted that the above figures refer to the year in which the outcomes were made, and not to the year in which the applications were lodged.

Table 4

Applications received and cases processed to completion which are subject to a Ministerial prioritisation directive under Section 12 of the Refugee Act 1996 - December 2016

**Applications**

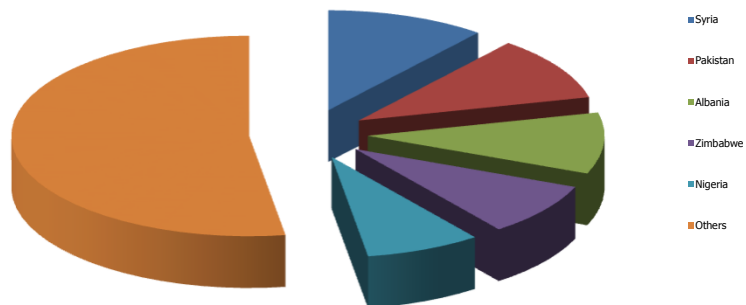
**Total applications for a declaration as a refugee** **4**

**Outcomes**

Recommendations to grant an applicant refugee status	0	
Recommendation to refuse an applicant refugee status		
▪ Where section 13(4)(b) applies	3	
▪ Where section 13(5) applies	0	
	- Withdrawn	0
▪ Where section 13(2) applies	- Deemed Withdrawn	0
	- Total	0
▪ Where section 22(8) applies	0	
▪ Determinations made under the EU Dublin III Regulation	0	
Unprocessable	0	
<b>Total outcomes</b>	<b>3</b>	

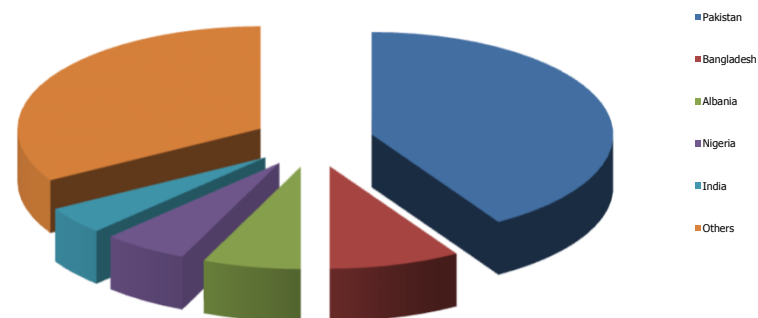
Table 5 - Applications for a declaration to be a refugee (top 5 nationalities)

Applications in 2016 (30/12)



Nationality	Applications	% of total
Syria	244	10.9
Pakistan	233	10.4
Albania	222	9.9
Zimbabwe	192	8.6
Nigeria	176	7.8
Others	1,177	52.5
Total	2,244	100.0

Applications in 2015 (31/12)



Nationality	Applications	% of total
Pakistan	1,352	41.3
Bangladesh	286	8.7
Albania	214	6.5
Nigeria	186	5.7
India	144	4.4
Others	1,094	33.4
Total	3,276	100.0

**Table 6 - Family Reunification**

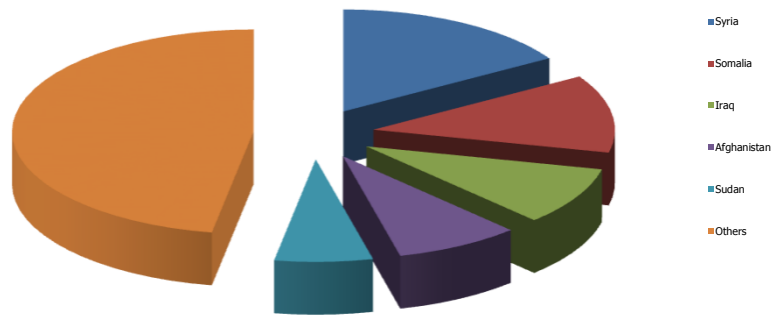
Monthly / Year-to-date activity

	Applications		2016	
	Applications	Dependants	Applications	Dependants
Family Reunification files received by ORAC	51	103	381	888
Family Reunification files returned to the Minister	23	58	252	608

Applications outstanding as at 30 December: 342

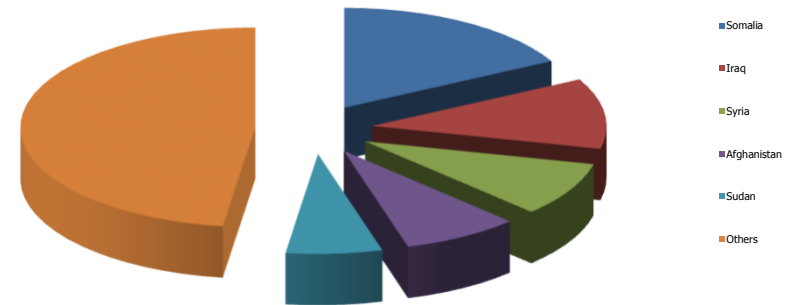
**Table 7 - Family Reunification files received [Top 5 Nationalities]**

Applications in 2016 (30/12)



Nationality	Applications	% of total
Syria	62	16.3
Somalia	47	12.3
Iraq	35	9.2
Afghanistan	32	8.4
Sudan	25	6.6
Others	180	47.2
Total	381	100

Applications in 2015 (31/12)



Nationality	Applications	% of total
Somalia	47	17.3
Iraq	31	11.4
Syria	24	8.8
Afghanistan	22	8.1
Sudan	18	6.6
Others	130	47.8
Total	272	100