
Office of the Refugee Applications Commissioner



Monthly statistical report December 2015

Contents

Page 1

- Overview of applications

Page 2

- Activity breakdown for December, 2015

Page 3

- Cases processed to completion for 2002 to 2015

Page 4

- Applications received and cases processed to completion which are subject to a Ministerial Prioritisation Directive under section 12 of the Refugee Act, 1996.

Page 5

- Applications for asylum (top 5 nationalities)

Page 6

- Family Reunification data

Applications	Pre 2003	2003	2004	2005	2006	2007	2008	2009	2010	2011	2012	2013	2014	2015	Total
New applications for a declaration as a refugee	*11598	7,483	4,265	4,304	4,241	3,933	3,807	2,660	1,918	1,282	940	938	1,438	3,271	40,480
Re-applications for a declaration as a refugee	*36	417	501	19	73	52	59	29	21	8	16	8	10	5	1,218
Total applications for a declaration as a refugee	*11634	7,900	4,766	4,323	4,314	3,985	3,866	2,689	1,939	1,290	956	946	1,448	3,276	41,698
Balance of applications awaiting a recommendation from 17/11/00	9,427														
Applications received from 20/11/00	23,091	7,900	4,766	4,323	4,314	3,985	3,866	2,689	1,939	1,290	956	946	1,448	3,276	64,789
Decisions returned for processing	295	36	148	185	213	123	134	133	121	74	63	53	6	1	1,585
Previous DII determinations where transfer completed [Deemed Withdrawn S22(8)]	0	0	0	3	8	80	266	227	147	96	79	65	10	7	988
No. of applications processed since 20/11/00	32,812	7,936	4,915	4,506	4,526	4,107	4,000	2,822	2,059	1,360	1,022	990	1,403	757	73,215
<i>Unprocessable</i>	1	0	0	1	1	0	0	0	0	0	0	1	0	0	4
No. of applications outstanding	0	0	-1	1	0	1	0	0	1	4	-3	8	51	2,520	2,582

It should be noted that the above figures refer to the year in which the application was lodged and NOT to the year in which it was processed.

These statistics reflect activity since the implementation of the Refugee Act 1996 (as amended) on 17/11/2000.

Processing of Outstanding Applications

All adult applicants are scheduled for interview. In December 280 interviews were scheduled. Excluding interviews postponed, applicants attended in 78% of cases.

During the month, because of the nature of the caseload concerned, a proportion of cancelled substantive interviews were also re-scheduled as interviews under the EU Dublin III Regulation.

Decisions Returned for Processing

These are EU Dublin Regulation cases in which their transfers have expired and which have therefore been returned to ORAC for further processing.

The total number of cases returned for processing in 2015 is 60 as at 31 December.

*2002 only

Table 2 - Activity breakdown for December 2015

Applications

New applications for a declaration as a refugee	212
Re-applications for a declaration as a refugee	0
Total applications for a declaration as a refugee	212

Outcomes

Recommendations to grant an applicant refugee status	18	
Recommendation to refuse an applicant refugee status		
▪ Where section 13(4)(b) applies	77	
▪ Where section 13(5) applies	0	
	- Withdrawn	8
	- Deemed Withdrawn	41
	- Total	49
▪ Where section 13(2) applies		
▪ Where section 22(8) applies	2	
▪ Determinations made under the EU Dublin III Regulation	34	
Unprocessable	0	
Amendment / Adjustment	0	
Total outcomes	180	

Additional activity

Applications returned for processing	3
Recommendations withdrawn/reviewed	3
Previous Dublin determinations where transfer completed [Deemed Withdrawn s.22(8)]	2
Total additional cases	8

Table 3 - Cases Processed to Completion [2002 to 2015 (31/12)]

	2002	2003	2004	2005	2006	2007	2008	2009	2010	2011	2012	2013	2014	2015
Positive recommendations	894	345	430	455	397	376	295	97	24	61	67	128	132	152
Negative recommendations following interview	5,965	5,461	4,906	3,952	3,249	2,621	2,942	2,612	1,309	1,050	700	582	661	668
Other negative recommendations and cases withdrawn	7,565	3,509	1,562	835	598	811	964	797	596	480	287	252	246	430
Determinations made under the Dublin Convention / EU Dublin Regulation	191	237	243	439	540	368	385	402	263	243	144	160	21	302
Unprocessable	586	-911	-20	1	0	-24	-1	0	0	0	0	1	0	0
Amendment/Adjustment							-4							
Total	15,201	8,641	7,121	5,682	4,784	4,152	4,581	3,908	2,192	1,834	1,198	1,123	1,060	1,552

It should be noted that the above figures refer to the year in which the outcomes were made, and not to the year in which the applications were lodged.

Table 4

Applications received and cases processed to completion which are subject to a Ministerial prioritisation directive under Section 12 of the Refugee Act 1996 - December 2015

Applications

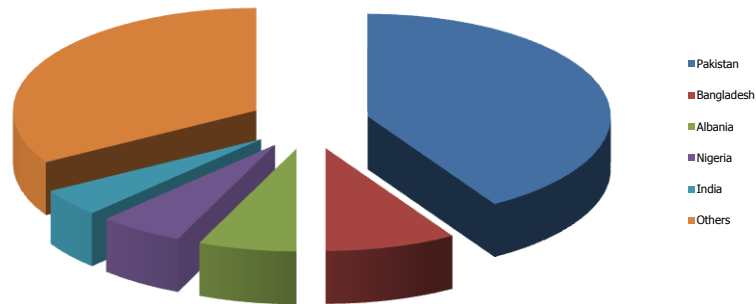
Total applications for a declaration as a refugee 9

Outcomes

Recommendations to grant an applicant refugee status	2
Recommendation to refuse an applicant refugee status	
▪ Where section 13(4)(b) applies	5
▪ Where section 13(5) applies	0
	- Withdrawn 0
▪ Where section 13(2) applies	- Deemed Withdrawn 0
	- Total 0
▪ Where section 22(8) applies	0
▪ Determinations made under the EU Dublin III Regulation	0
Unprocessable	0
Total outcomes	7


Table 5 - Applications for a declaration to be a refugee (top 5 nationalities)

Applications in 2015 (31/12)



Nationality	Applications	% of total
Pakistan	1,352	41.3
Bangladesh	286	8.7
Albania	214	6.5
Nigeria	186	5.7
India	144	4.4
Others	1,094	33.4
Total	3,276	100.0

Applications in 2014 (31/12)



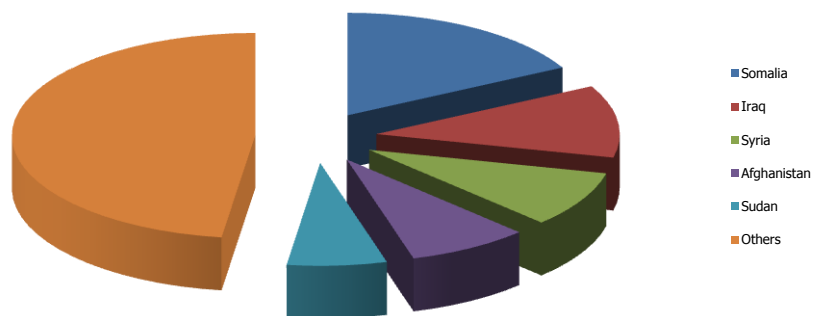
Nationality	Applications	% of total
Pakistan	292	20.2
Nigeria	142	9.8
Albania	99	6.8
Bangladesh	99	6.8
Zimbabwe	85	5.9
Others	731	50.5
Total	1,448	100.0

	Applications	Dependants	Applications	Dependants
Family Reunification files received by ORAC	34	65	272	617
Family Reunification files returned to the Minister	14	26	182	382

Applications outstanding as at 31 December: 170

Table 7 - Family Reunification files received [Top 5 Nationalities]

Applications in 2015 (31/12)



Nationality	Applications	% of total
Somalia	47	17.3
Iraq	31	11.4
Syria	24	8.8
Afghanistan	22	8.1
Sudan	18	6.6
Others	130	47.8
Total	272	100.0

Applications in 2014 (31/12)



Nationality	Applications	% of total
Somalia	31	18.7
Sudan	23	13.9
Afghanistan	19	11.4
Iraq	14	8.4
Syria	10	6.0
Others	69	41.6
Total	166	100.0