

---

# Office of the Refugee Applications Commissioner

---



## Monthly statistical report November 2015

### Contents

#### Page 1

- Overview of applications

#### Page 2

- Activity breakdown for November, 2015

#### Page 3

- Cases processed to completion for 2002 to 2015

#### Page 4

- Applications received and cases processed to completion which are subject to a Ministerial Prioritisation Directive under section 12 of the Refugee Act, 1996.

#### Page 5

- Applications for asylum (top 5 nationalities)

#### Page 6

- Family Reunification data

<b>Applications</b>	<b>Pre 2003</b>	<b>2003</b>	<b>2004</b>	<b>2005</b>	<b>2006</b>	<b>2007</b>	<b>2008</b>	<b>2009</b>	<b>2010</b>	<b>2011</b>	<b>2012</b>	<b>2013</b>	<b>2014</b>	<b>2015</b>	<b>Total</b>
New applications for a declaration as a refugee	*11598	7,483	4,265	4,304	4,241	3,933	3,807	2,660	1,918	1,282	940	938	1,438	3,059	40,268
Re-applications for a declaration as a refugee	*36	417	501	19	73	52	59	29	21	8	16	8	10	5	1,218
<b>Total applications for a declaration as a refugee</b>	<b>*11634</b>	<b>7,900</b>	<b>4,766</b>	<b>4,323</b>	<b>4,314</b>	<b>3,985</b>	<b>3,866</b>	<b>2,689</b>	<b>1,939</b>	<b>1,290</b>	<b>956</b>	<b>946</b>	<b>1,448</b>	<b>3,064</b>	<b>41,486</b>
Balance of applications awaiting a recommendation from 17/11/00	9,427														
Applications received from 20/11/00	23,091	7,900	4,766	4,323	4,314	3,985	3,866	2,689	1,939	1,290	956	946	1,448	3,064	64,577
Decisions returned for processing	295	36	148	185	213	123	134	133	121	74	63	52	4	1	1,582
Previous DII determinations where transfer completed [Deemed Withdrawn S22(8)]	0	0	0	3	8	80	266	227	147	96	79	65	9	6	986
<b>No. of applications processed since 20/11/00</b>	<b>32,812</b>	<b>7,936</b>	<b>4,915</b>	<b>4,506</b>	<b>4,526</b>	<b>4,107</b>	<b>4,000</b>	<b>2,822</b>	<b>2,059</b>	<b>1,359</b>	<b>1,022</b>	<b>988</b>	<b>1,376</b>	<b>612</b>	<b>73,040</b>
<i>Unprocessable</i>	1	0	0	1	1	0	0	0	0	0	0	1	0	0	4
<b>No. of applications outstanding</b>	<b>0</b>	<b>0</b>	<b>-1</b>	<b>1</b>	<b>0</b>	<b>1</b>	<b>0</b>	<b>0</b>	<b>1</b>	<b>5</b>	<b>-3</b>	<b>9</b>	<b>76</b>	<b>2,453</b>	<b>2,542</b>

It should be noted that the above figures refer to the year in which the application was lodged and NOT to the year in which it was processed.

These statistics reflect activity since the implementation of the Refugee Act 1996 (as amended) on 17/11/2000.

#### Processing of Outstanding Applications

All adult applicants are scheduled for interview. In November 446 interviews were scheduled. Excluding interviews postponed, applicants attended in 68.4% of cases.

During the month, because of the nature of the caseload concerned, a proportion of cancelled substantive interviews were also re-scheduled as interviews under the EU Dublin III Regulation.

#### Decisions Returned for Processing

These are EU Dublin Regulation cases in which their transfers have expired and which have therefore been returned to ORAC for further processing.

The total number of cases returned for processing in 2015 is 57 as at 30 November.

\*2002 only

Table 2 - Activity breakdown for November 2015

**Applications**

New applications for a declaration as a refugee	291
Re-applications for a declaration as a refugee	0
<b>Total applications for a declaration as a refugee</b>	<b>291</b>

**Outcomes**

Recommendations to grant an applicant refugee status	16	
Recommendation to refuse an applicant refugee status		
▪ Where section 13(4)(b) applies	69	
▪ Where section 13(5) applies	1	
	- Withdrawn	15
	- Deemed Withdrawn	37
	- Total	52
▪ Where section 13(2) applies		
▪ Where section 22(8) applies	0	
▪ Determinations made under the EU Dublin III Regulation	31	
Unprocessable	0	
Amendment / Adjustment	0	
<b>Total outcomes</b>	<b>169</b>	

**Additional activity**

Applications returned for processing	0
Recommendations withdrawn/reviewed	1
Previous Dublin determinations where transfer completed [Deemed Withdrawn s.22(8)]	0
<b>Total additional cases</b>	<b>1</b>

**Table 3 - Cases Processed to Completion [2002 to 2015 (30/11)]**

	2002	2003	2004	2005	2006	2007	2008	2009	2010	2011	2012	2013	2014	2015
Positive recommendations	894	345	430	455	397	376	295	97	24	61	67	128	132	134
Negative recommendations following interview	5,965	5,461	4,906	3,952	3,249	2,621	2,942	2,612	1,309	1,050	700	582	661	591
Other negative recommendations and cases withdrawn	7,565	3,509	1,562	835	598	811	964	797	596	480	287	252	246	379
Determinations made under the Dublin Convention / EU Dublin Regulation	191	237	243	439	540	368	385	402	263	243	144	160	21	254
Unprocessable	586	-911	-20	1	0	-24	-1	0	0	0	0	1	0	0
Amendment/Adjustment							-4							
<b>Total</b>	<b>15,201</b>	<b>8,641</b>	<b>7,121</b>	<b>5,682</b>	<b>4,784</b>	<b>4,152</b>	<b>4,581</b>	<b>3,908</b>	<b>2,192</b>	<b>1,834</b>	<b>1,198</b>	<b>1,123</b>	<b>1,060</b>	<b>1,358</b>

It should be noted that the above figures refer to the year in which the outcomes were made, and not to the year in which the applications were lodged.

Table 4

Applications received and cases processed to completion which are subject to a Ministerial prioritisation directive under Section 12 of the Refugee Act 1996 - November 2015

**Applications**

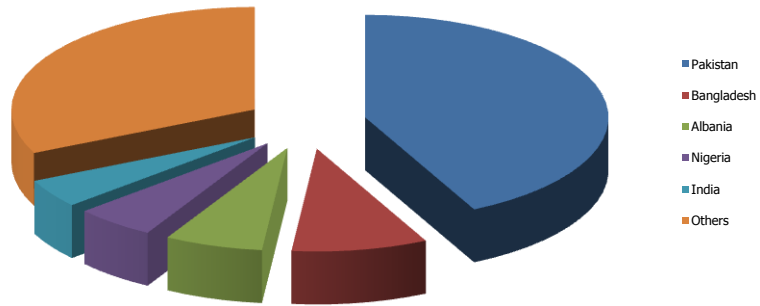
**Total applications for a declaration as a refugee** **1**

**Outcomes**

Recommendations to grant an applicant refugee status	0	
Recommendation to refuse an applicant refugee status		
▪ Where section 13(4)(b) applies	2	
▪ Where section 13(5) applies	0	
	- Withdrawn	1
▪ Where section 13(2) applies	- Deemed Withdrawn	0
	- Total	1
▪ Where section 22(8) applies	0	
▪ Determinations made under the EU Dublin III Regulation	0	
Unprocessable	0	
<b>Total outcomes</b>	<b>3</b>	

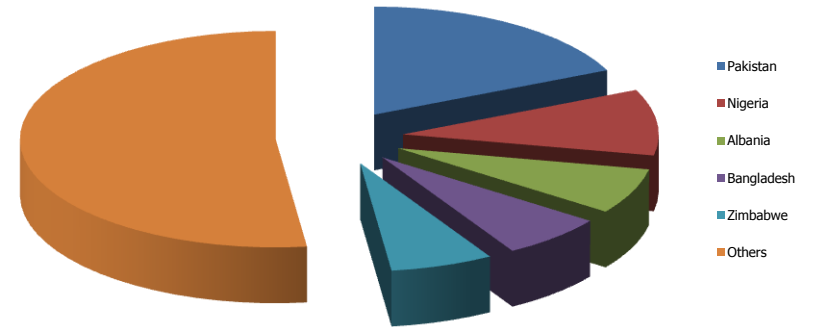
Table 5 - Applications for a declaration to be a refugee (top 5 nationalities)

Applications in 2015 (30/11)



Nationality	Applications	% of total
Pakistan	1,306	42.6
Bangladesh	277	9.0
Albania	200	6.5
Nigeria	164	5.4
India	138	4.5
Others	979	32.0
<b>Total</b>	<b>3,064</b>	<b>100.0</b>

Applications in 2014 (30/11)



Nationality	Applications	% of total
Pakistan	233	18.3
Nigeria	126	9.9
Albania	87	6.8
Bangladesh	84	6.6
Zimbabwe	83	6.5
Others	663	52.0
<b>Total</b>	<b>1,276</b>	<b>100.0</b>

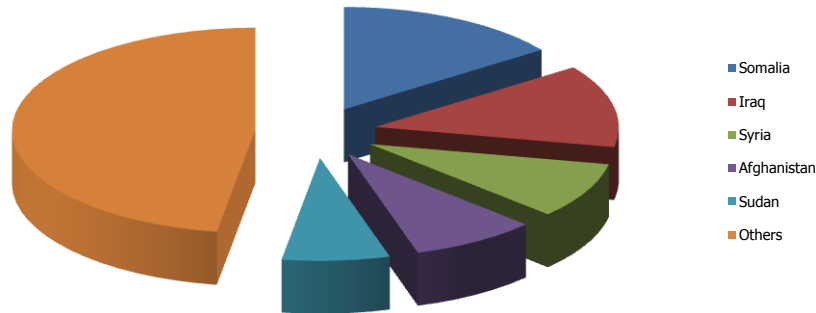
**Table 6 - Family Reunification**

Monthly / Year-to-date activity	Applications		2015	
	Applications	Dependants	Applications	Dependants
Family Reunification files received by ORAC	14	37	238	551
Family Reunification files returned to the Minister	12	25	168	356

Applications outstanding as at 30 November: 150

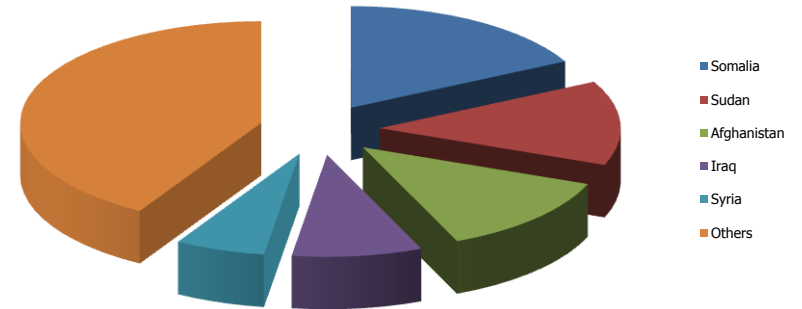
**Table 7 - Family Reunification files received [Top 5 Nationalities]**

Applications in 2015 (30/11)



Nationality	Applications	% of total
Somalia	36	15.1
Iraq	31	13.0
Syria	21	8.8
Afghanistan	20	8.4
Sudan	17	7.1
Others	113	47.5
Total	238	100.0

Applications in 2014 (30/11)



Nationality	Applications	% of total
Somalia	26	17.4
Sudan	20	13.4
Afghanistan	19	12.8
Iraq	13	8.7
Syria	9	6.0
Others	62	41.6
Total	149	100.0