
Office of the Refugee Applications Commissioner



Monthly statistical report October 2015

Contents

Page 1

- Overview of applications

Page 2

- Activity breakdown for October, 2015

Page 3

- Cases processed to completion for 2002 to 2015

Page 4

- Applications received and cases processed to completion which are subject to a Ministerial Prioritisation Directive under section 12 of the Refugee Act, 1996.

Page 5

- Applications for asylum (top 5 nationalities)

Page 6

- Family Reunification data

Applications	Pre 2003	2003	2004	2005	2006	2007	2008	2009	2010	2011	2012	2013	2014	2015	Total
New applications for a declaration as a refugee	*11598	7,483	4,265	4,304	4,241	3,933	3,807	2,660	1,918	1,282	940	938	1,438	2,768	39,977
Re-applications for a declaration as a refugee	*36	417	501	19	73	52	59	29	21	8	16	8	10	5	1,218
Total applications for a declaration as a refugee	*11634	7,900	4,766	4,323	4,314	3,985	3,866	2,689	1,939	1,290	956	946	1,448	2,773	41,195
Balance of applications awaiting a recommendation from 17/11/00	9,427														
Applications received from 20/11/00	23,091	7,900	4,766	4,323	4,314	3,985	3,866	2,689	1,939	1,290	956	946	1,448	2,773	64,286
Decisions returned for processing	295	36	148	185	213	123	134	133	121	74	63	52	4	1	1,582
Previous DII determinations where transfer completed [Deemed Withdrawn S22(8)]	0	0	0	3	8	80	266	227	147	96	79	65	9	6	986
No. of applications processed since 20/11/00	32,812	7,936	4,915	4,506	4,526	4,107	4,000	2,822	2,059	1,359	1,022	987	1,360	461	72,872
<i>Unprocessable</i>	1	0	0	1	1	0	0	0	0	0	0	1	0	0	4
No. of applications outstanding	0	0	-1	1	0	1	0	0	1	5	-3	10	92	2,313	2,419

It should be noted that the above figures refer to the year in which the application was lodged and NOT to the year in which it was processed.

These statistics reflect activity since the implementation of the Refugee Act 1996 (as amended) on 17/11/2000.

Processing of Outstanding Applications

All adult applicants are scheduled for interview. In October 352 interviews were scheduled. Excluding interviews postponed, applicants attended in 72.4% of cases.

During the month, because of the nature of the caseload concerned, a proportion of cancelled substantive interviews were also re-scheduled as interviews under the EU Dublin III Regulation.

Decisions Returned for Processing

These are EU Dublin Regulation cases in which their transfers have expired and which have therefore been returned to ORAC for further processing.

The total number of cases returned for processing in 2015 is 57 as at 31 October.

*2002 only

Table 2 - Activity breakdown for October 2015

Applications

New applications for a declaration as a refugee	263
Re-applications for a declaration as a refugee	0
Total applications for a declaration as a refugee	263

Outcomes

Recommendations to grant an applicant refugee status	9	
Recommendation to refuse an applicant refugee status		
▪ Where section 13(4)(b) applies	43	
▪ Where section 13(5) applies	0	
	- Withdrawn	8
	- Deemed Withdrawn	49
	- Total	57
▪ Where section 13(2) applies		
▪ Where section 22(8) applies	0	
▪ Determinations made under the EU Dublin III Regulation	22	
Unprocessable	0	
Amendment / Adjustment	0	
Total outcomes	131	

Additional activity

Applications returned for processing	0
Recommendations withdrawn/reviewed	0
Previous Dublin determinations where transfer completed [Deemed Withdrawn s.22(8)]	0
Total additional cases	0

Table 3 - Cases Processed to Completion [2002 to 2015 (31/10)]

	2002	2003	2004	2005	2006	2007	2008	2009	2010	2011	2012	2013	2014	2015
Positive recommendations	894	345	430	455	397	376	295	97	24	61	67	128	132	118
Negative recommendations following interview	5,965	5,461	4,906	3,952	3,249	2,621	2,942	2,612	1,309	1,050	700	582	661	521
Other negative recommendations and cases withdrawn	7,565	3,509	1,562	835	598	811	964	797	596	480	287	252	246	327
Determinations made under the Dublin Convention / EU Dublin Regulation	191	237	243	439	540	368	385	402	263	243	144	160	21	223
Unprocessable	586	-911	-20	1	0	-24	-1	0	0	0	0	1	0	0
Amendment/Adjustment							-4							
Total	15,201	8,641	7,121	5,682	4,784	4,152	4,581	3,908	2,192	1,834	1,198	1,123	1,060	1,189

It should be noted that the above figures refer to the year in which the outcomes were made, and not to the year in which the applications were lodged.

Table 4

Applications received and cases processed to completion which are subject to a Ministerial prioritisation directive under Section 12 of the Refugee Act 1996 - October 2015

Applications

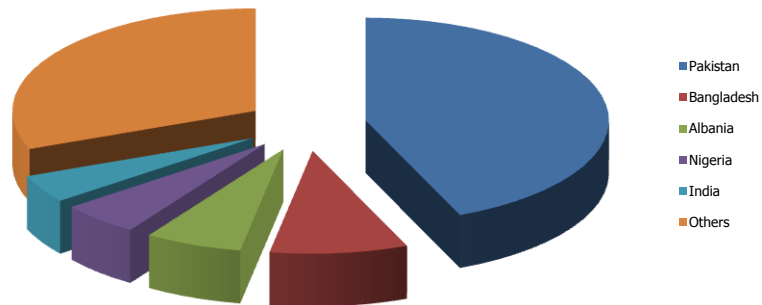
Total applications for a declaration as a refugee **4**

Outcomes

Recommendations to grant an applicant refugee status	0	
Recommendation to refuse an applicant refugee status		
▪ Where section 13(4)(b) applies	1	
▪ Where section 13(5) applies	0	
	- Withdrawn	0
▪ Where section 13(2) applies	- Deemed Withdrawn	0
	- Total	0
▪ Where section 22(8) applies	0	
▪ Determinations made under the EU Dublin III Regulation	0	
Unprocessable	0	
Total outcomes	1	

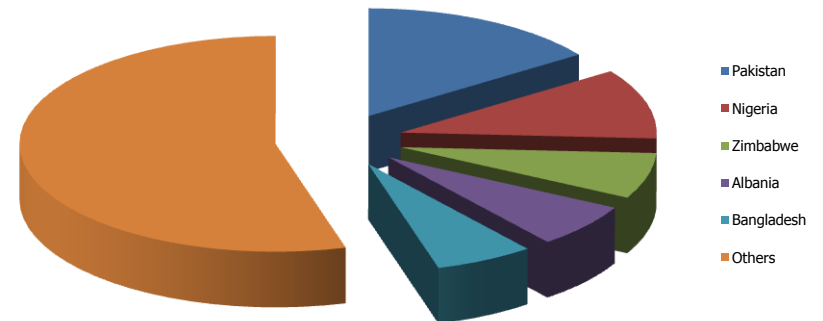
Table 5 - Applications for a declaration to be a refugee (top 5 nationalities)

Applications in 2015 (31/10)



Nationality	Applications	% of total
Pakistan	1,211	43.7
Bangladesh	254	9.2
Albania	179	6.5
Nigeria	146	5.3
India	122	4.4
Others	861	31.0
Total	2,773	100.0

Applications in 2014 (31/10)



Nationality	Applications	% of total
Pakistan	172	15.3
Nigeria	118	10.5
Zimbabwe	77	6.9
Albania	74	6.6
Bangladesh	70	6.2
Others	610	54.4
Total	1,121	100.0

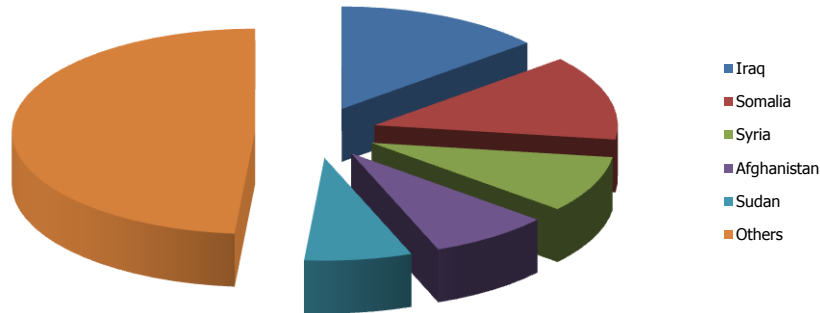
Table 6 - Family Reunification

Monthly / Year-to-date activity	Applications		2015	
	Applications	Dependants	Applications	Dependants
Family Reunification files received by ORAC	28	63	224	514
Family Reunification files returned to the Minister	7	19	156	331

Applications outstanding as at 31 October: 148

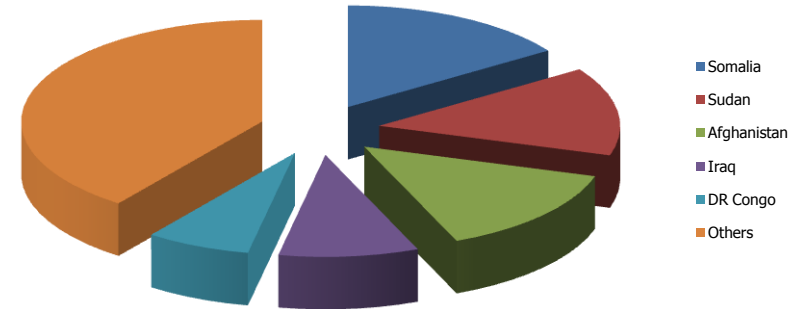
Table 7 - Family Reunification files received [Top 5 Nationalities]

Applications in 2015 (31/10)



Nationality	Applications	% of total
Iraq	31	13.8
Somalia	30	13.4
Syria	20	8.9
Afghanistan	18	8.0
Sudan	16	7.1
Others	109	48.7
Total	224	100.0

Applications in 2014 (31/10)



Nationality	Applications	% of total
Somalia	20	15.6
Sudan	18	14.1
Afghanistan	18	14.1
Iraq	12	9.4
DR Congo	9	7.0
Others	51	39.8
Total	128	100.0