

Monthly statistical report August 2015

Contents

Page 1

- Overview of applications

Page 2

- Activity breakdown for August, 2015

Page 3

- Cases processed to completion for 2002 to 2015

Page 4

- Applications received and cases processed to completion which are subject to a Ministerial Prioritisation Directive under section 12 of the Refugee Act, 1996.

Page 5

- Applications for asylum (top 5 nationalities)

Page 6

- Family Reunification data

Table 1 - Activity from 20/11/2000

Applications	Pre 2003	2003	2004	2005	2006	2007	2008	2009	2010	2011	2012	2013	2014	2015	Total
New applications for a declaration as a refugee	*11598	7,483	4,265	4,304	4,241	3,933	3,807	2,660	1,918	1,282	940	938	1,438	2,098	39,307
Re-applications for a declaration as a refugee	*36	417	501	19	73	52	59	29	21	8	16	8	10	5	1,218
Total applications for a declaration as a refugee	*11634	7,900	4,766	4,323	4,314	3,985	3,866	2,689	1,939	1,290	956	946	1,448	2,103	40,525
Balance of applications awaiting a recommendation from 17/11/00	9,427														
Applications received from 20/11/00	23,091	7,900	4,766	4,323	4,314	3,985	3,866	2,689	1,939	1,290	956	946	1,448	2,103	63,616
Decisions returned for processing	295	36	148	185	213	122	134	133	120	74	63	52	4	1	1,580
Previous DII determinations where transfer completed [Deemed Withdrawn S22(8)]	0	0	0	3	8	80	266	227	147	96	79	65	7	3	981
No. of applications processed since 20/11/00	32,812	7,936	4,915	4,506	4,526	4,107	4,000	2,822	2,058	1,359	1,020	981	1,322	273	72,637
<i>Unprocessable</i>	1	0	0	1	1	0	0	0	0	0	0	1	0	0	4
No. of applications outstanding	0	0	-1	1	0	0	0	0	1	5	-1	16	130	1,831	1,982

It should be noted that the above figures refer to the year in which the application was lodged and NOT to the year in which it was processed.

These statistics reflect activity since the implementation of the Refugee Act 1996 (as amended) on 17/11/2000.

Processing of Outstanding Applications

All adult applicants are scheduled for interview. In August 190 interviews were scheduled. Excluding interviews postponed, applicants attended in 71.6% of cases.

During the month, because of the nature of the caseload concerned, a proportion of cancelled substantive interviews were also re-scheduled as interviews under the EU Dublin III Regulation.

Decisions Returned for Processing

These are EU Dublin Regulation cases in which their transfers have expired and which have therefore been returned to ORAC for further processing.

The total number of cases returned for processing in 2015 is 55 as at 31 August.

*2002 only

Table 2 - Activity breakdown for August 2015

Applications

New applications for a declaration as a refugee	331
Re-applications for a declaration as a refugee	1
Total applications for a declaration as a refugee	332

Outcomes

Recommendations to grant an applicant refugee status	10		
Recommendation to refuse an applicant refugee status			
▪ Where section 13(4)(b) applies	56		
▪ Where section 13(5) applies	2		
	- Withdrawn	7	
▪ Where section 13(2) applies		- Deemed Withdrawn	7
		- Total	14
▪ Where section 22(8) applies	4		
▪ Determinations made under the EU Dublin III Regulation	19		
Unprocessable	0		
Amendment / Adjustment	0		
Total outcomes	105		

Additional activity

Applications returned for processing	5
Recommendations withdrawn/reviewed	0
Previous Dublin determinations where transfer completed [Deemed Withdrawn s.22(8)]	4
Total additional cases	9

Table 3 - Cases Processed to Completion [2002 to 2015 (31/08)]

	2002	2003	2004	2005	2006	2007	2008	2009	2010	2011	2012	2013	2014	2015
Positive recommendations	894	345	430	455	397	376	295	97	24	61	67	128	132	93
Negative recommendations following interview	5,965	5,461	4,906	3,952	3,249	2,621	2,942	2,612	1,309	1,050	700	582	661	442
Other negative recommendations and cases withdrawn	7,565	3,509	1,562	835	598	811	964	797	596	480	287	252	246	227
Determinations made under the Dublin Convention / EU Dublin Regulation	191	237	243	439	540	368	385	402	263	243	144	160	21	185
Unprocessable	586	-911	-20	1	0	-24	-1	0	0	0	0	1	0	0
Amendment/Adjustment							-4							
Total	15,201	8,641	7,121	5,682	4,784	4,152	4,581	3,908	2,192	1,834	1,198	1,123	1,060	947

It should be noted that the above figures refer to the year in which the outcomes were made, and not to the year in which the applications were lodged.

Table 4

Applications received and cases processed to completion which are subject to a Ministerial prioritisation directive under Section 12 of the Refugee Act 1996 - August 2015

Applications

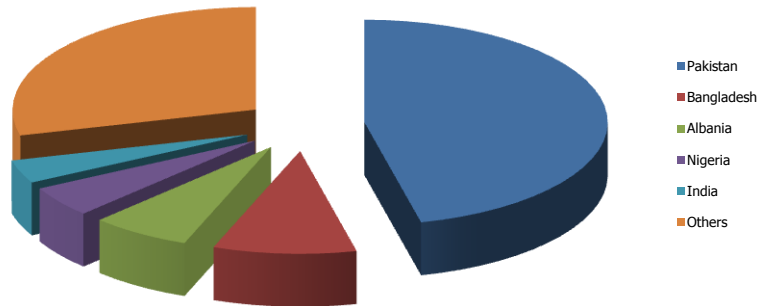
Total applications for a declaration as a refugee 3

Outcomes

Recommendations to grant an applicant refugee status	0
Recommendation to refuse an applicant refugee status	
▪ Where section 13(4)(b) applies	0
▪ Where section 13(5) applies	0
	- Withdrawn 0
▪ Where section 13(2) applies	- Deemed Withdrawn 0
	- Total 0
▪ Where section 22(8) applies	0
▪ Determinations made under the EU Dublin III Regulation	0
Unprocessable	0
Total outcomes	0

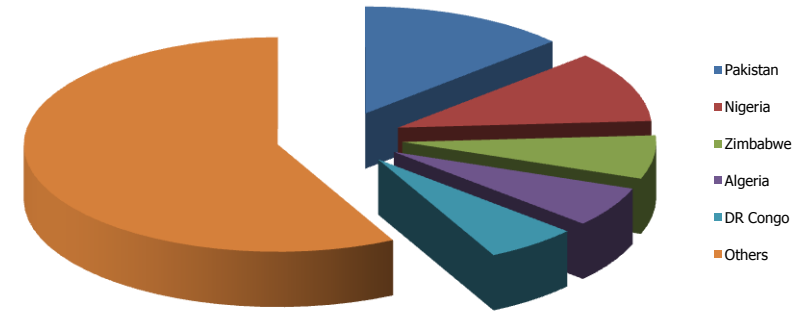
Table 5 - Applications for a declaration to be a refugee (top 5 nationalities)

Applications in 2015 (31/08)



Nationality	Applications	% of total
Pakistan	973	46.3
Bangladesh	200	9.5
Albania	140	6.7
Nigeria	102	4.9
India	77	3.7
Others	611	29.1
Total	2,103	100.0

Applications in 2014 (31/08)



Nationality	Applications	% of total
Pakistan	113	13.2
Nigeria	92	10.8
Zimbabwe	56	6.6
Algeria	52	6.1
DR Congo	50	5.9
Others	491	57.5
Total	854	100.0

Table 6 - Family Reunification

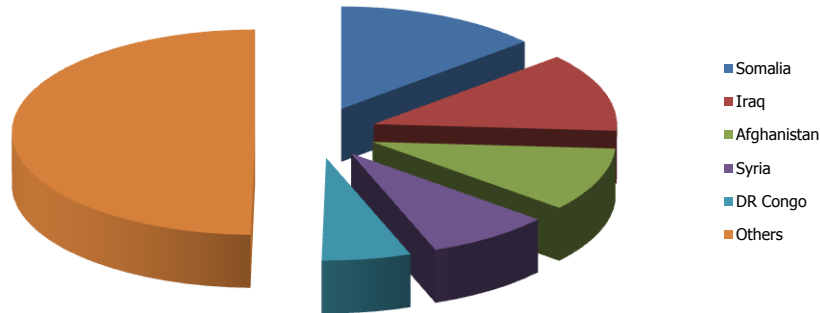
Monthly / Year-to-date activity

	Applications		2015	
	Applications	Dependants	Applications	Dependants
Family Reunification files received by ORAC	18	48	169	392
Family Reunification files returned to the Minister	10	32	132	286

Applications outstanding as at 31 August: 117

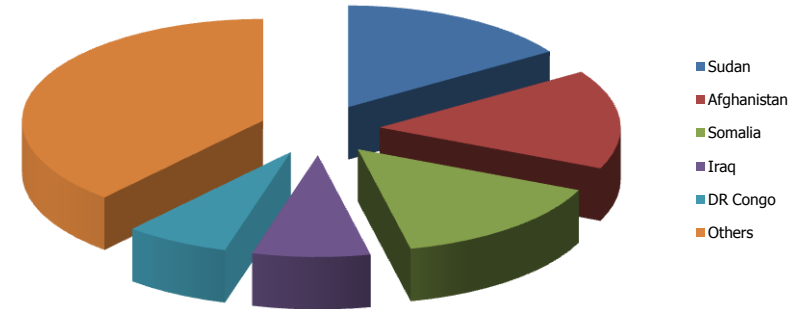
Table 7 - Family Reunification files received [Top 5 Nationalities]

Applications in 2015 (31/08)



Nationality	Applications	% of total
Somalia	23	13.6
Iraq	21	12.4
Afghanistan	17	10.1
Syria	14	8.3
DR Congo	10	5.9
Others	84	49.7
Total	169	100.0

Applications in 2014 (31/08)



Nationality	Applications	% of total
Sudan	18	15.8
Afghanistan	18	15.8
Somalia	17	14.9
Iraq	9	7.9
DR Congo	8	7.0
Others	44	38.6
Total	114	100.0