

---

# Office of the Refugee Applications Commissioner

---



## Monthly statistical report Aug 2014

### Contents

#### Page 1

- Overview of applications

#### Page 2

- Activity breakdown for August, 2014

#### Page 3

- Cases processed to completion for 2002 to 2014

#### Page 4

- Applications received and cases processed to completion which are subject to a Ministerial Prioritisation Directive under section 12 of the Refugee Act, 1996.

#### Page 5

- Applications for asylum (top 5 nationalities)

#### Page 6

- Family Reunification data

Table 1 - Activity from 20/11/2000

| <b>Applications</b>   | <b>Pre 2003</b> | <b>2003</b>  | <b>2004</b>  | <b>2005</b>  | <b>2006</b>  | <b>2007</b>  | <b>2008</b>  | <b>2009</b>  | <b>2010</b>  | <b>2011</b>  | <b>2012</b>  | <b>2013</b> | <b>2014</b> | <b>Total</b>  |
|---|-----------------|--------------|--------------|--------------|--------------|--------------|--------------|--------------|--------------|--------------|--------------|-------------|-------------|---------------|
| New applications for a declaration as a refugee                                   | *11598          | 7,483        | 4,265        | 4,304        | 4,241        | 3,933        | 3,807        | 2,660        | 1,918        | 1,282        | 940          | 938         | 846         | 36,617        |
| Re-applications for a declaration as a refugee                                    | *36             | 417          | 501          | 19           | 73           | 52           | 59           | 29           | 21           | 8            | 16           | 8           | 8           | 1,211         |
| <b>Total applications for a declaration as a refugee</b>                          | <b>*11634</b>   | <b>7,900</b> | <b>4,766</b> | <b>4,323</b> | <b>4,314</b> | <b>3,985</b> | <b>3,866</b> | <b>2,689</b> | <b>1,939</b> | <b>1,290</b> | <b>956</b>   | <b>946</b>  | <b>854</b>  | <b>37,828</b> |
| Balance of applications awaiting a recommendation from 17/11/00                   | 9,427           |              |              |              |              |              |              |              |              |              |              |             |             |               |
| Applications received from 20/11/00   | 23,091          | 7,900        | 4,766        | 4,323        | 4,314        | 3,985        | 3,866        | 2,689        | 1,939        | 1,290        | 956          | 946         | 854         | 60,919        |
| Decisions returned for processing   | 293             | 36           | 147          | 184          | 213          | 122          | 134          | 130          | 114          | 73           | 59           | 4           | 0           | 1,509         |
| Previous DII determinations where transfer completed<br>[Deemed Withdrawn S22(8)] | 0               | 0            | 0            | 3            | 8            | 80           | 266          | 227          | 147          | 96           | 77           | 65          | 0           | 969           |
| <b>No. of applications processed since 20/11/00</b>                               | <b>32,810</b>   | <b>7,936</b> | <b>4,913</b> | <b>4,506</b> | <b>4,526</b> | <b>4,107</b> | <b>4,000</b> | <b>2,819</b> | <b>2,053</b> | <b>1,359</b> | <b>1,014</b> | <b>933</b>  | <b>363</b>  | <b>71,339</b> |
| <i>Unprocessable</i>  | <i>1</i>        | <i>0</i>     | <i>0</i>     | <i>1</i>     | <i>1</i>     | <i>0</i>     | <i>0</i>     | <i>0</i>     | <i>0</i>     | <i>0</i>     | <i>0</i>     | <i>1</i>    | <i>0</i>    | <i>4</i>      |
| <b>No. of applications outstanding</b>  | <b>0</b>        | <b>0</b>     | <b>0</b>     | <b>0</b>     | <b>0</b>     | <b>0</b>     | <b>0</b>     | <b>0</b>     | <b>0</b>     | <b>4</b>     | <b>1</b>     | <b>16</b>   | <b>491</b>  | <b>512</b>    |

It should be noted that the above figures refer to the year in which the application was lodged and NOT to the year in which it was processed. These statistics reflect activity since the implementation of the Refugee Act 1996 (as amended) on 17/11/2000.

**Processing of Outstanding Applications**

All adult applicants are scheduled for interview. In August 126 interviews were scheduled. Excluding interviews postponed, applicants attended in 84% of cases.

**Decisions Returned for Processing**

These are EU Dublin II Regulation cases in which their transfers have expired and which have therefore been returned to ORAC for further processing.

The total number of cases returned for processing in 2014 is 51 as at 31st of August.

\*2002 only

Table 2 - Activity breakdown for August 2014

**Applications**

|  |            |
|--|------------|
| New applications for a declaration as a refugee          | 125        |
| Re-applications for a declaration as a refugee           | 1          |
| <b>Total applications for a declaration as a refugee</b> | <b>126</b> |

**Outcomes**

|   |             |                    |    |
|---|-------------|--------------------|----|
| Recommendations to grant an applicant refugee status    | 3           |                    |    |
| Recommendation to refuse an applicant refugee status    |             |                    |    |
| ▪ Where section 13(4)(b) applies                        | 52          |                    |    |
| ▪ Where section 13(5) applies                           | 0           |                    |    |
|   | - Withdrawn | 3                  |    |
| ▪ Where section 13(2) applies                           |             | - Deemed Withdrawn | 15 |
|   |             | - Total            | 18 |
| ▪ Where section 22(8) applies                           | 0           |                    |    |
| ▪ Determinations made under the EU Dublin II Regulation | 0           |                    |    |
| Unprocessable   | 0           |                    |    |
| Amendment / Adjustment                                  | 0           |                    |    |
| <b>Total outcomes</b>                                   | <b>73</b>   |                    |    |

**Additional activity**

|   |          |
|---|----------|
| Applications returned for processing  | 3        |
| Recommendations withdrawn/reviewed  | 2        |
| Previous DII determinations where transfer completed [Deemed Withdrawn s.22(8)] | 0        |
| <b>Total additional cases</b>   | <b>5</b> |

Table 3 - Cases Processed to Completion [2002 to 2014 (31/08)]

|   | 2002          | 2003         | 2004         | 2005         | 2006         | 2007         | 2008         | 2009         | 2010         | 2011         | 2012         | 2013         | 2014       |
|---|---------------|--------------|--------------|--------------|--------------|--------------|--------------|--------------|--------------|--------------|--------------|--------------|------------|
| Positive recommendations  | 894           | 345          | 430          | 455          | 397          | 376          | 295          | 97           | 24           | 61           | 67           | 128          | 69         |
| Negative recommendations following interview                              | 5,965         | 5,461        | 4,906        | 3,952        | 3,249        | 2,621        | 2,942        | 2,612        | 1,309        | 1,050        | 700          | 582          | 426        |
| Other negative recommendations and cases withdrawn                        | 7,565         | 3,509        | 1,562        | 835          | 598          | 811          | 964          | 797          | 596          | 480          | 287          | 252          | 157        |
| Determinations made under the Dublin Convention / EU Dublin II Regulation | 191           | 237          | 243          | 439          | 540          | 368          | 385          | 402          | 263          | 243          | 144          | 160          | 21         |
| Unprocessable   | 586           | -911         | -20          | 1            | 0            | -24          | -1           | 0            | 0            | 0            | 0            | 1            | 0          |
| Amendment/Adjustment  |               |              |              |              |              |              | -4           |              |              |              |              |              |            |
| <b>Total</b>  | <b>15,201</b> | <b>8,641</b> | <b>7,121</b> | <b>5,682</b> | <b>4,784</b> | <b>4,152</b> | <b>4,581</b> | <b>3,908</b> | <b>2,192</b> | <b>1,834</b> | <b>1,198</b> | <b>1,123</b> | <b>673</b> |

It should be noted that the above figures refer to the year in which the outcomes were made, and not to the year in which the applications were lodged.

Table 4

Applications received and cases processed to completion which are subject to a Ministerial prioritisation directive under Section 12 of the Refugee Act 1996 - August 2014

**Applications**

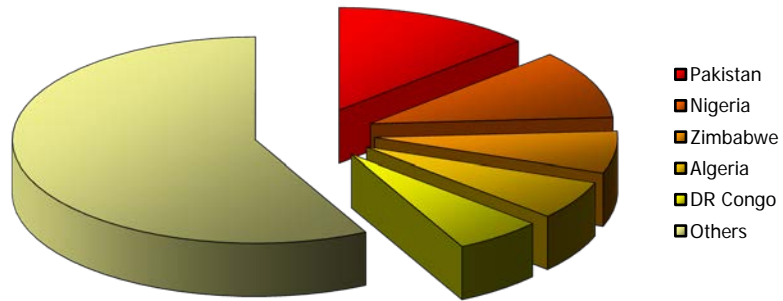
**Total applications for a declaration as a refugee** **1**

**Outcomes**

|   |                    |   |
|---|--------------------|---|
| Recommendations to grant an applicant refugee status    | 0                  |   |
| Recommendation to refuse an applicant refugee status    |                    |   |
| ▪ Where section 13(4)(b) applies                        | 0                  |   |
| ▪ Where section 13(5) applies                           | 0                  |   |
|   | - Withdrawn        | 0 |
| ▪ Where section 13(2) applies                           | - Deemed Withdrawn | 0 |
|   | - Total            | 0 |
| ▪ Where section 22(8) applies                           | 0                  |   |
| ▪ Determinations made under the EU Dublin II Regulation | 0                  |   |
| Unprocessable   | 0                  |   |
| <b>Total outcomes</b>                                   | <b>0</b>           |   |

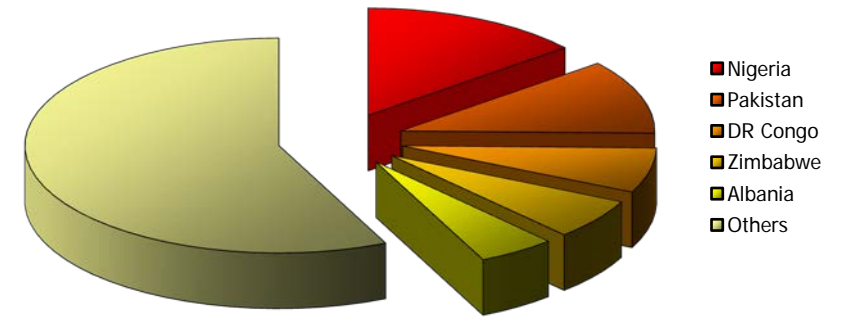
Table 5 - Applications for a declaration to be a refugee (top 5 nationalities)

Applications in 2014 (31/08)



| Nationality | Applications | % of total |
|-------------|--------------|------------|
| Pakistan    | 113          | 13.2       |
| Nigeria     | 92           | 10.8       |
| Zimbabwe    | 56           | 6.6        |
| Algeria     | 52           | 6.1        |
| DR Congo    | 50           | 5.9        |
| Others      | 491          | 57.5       |
| Total       | 854          | 100.0      |

Applications in 2013 (31/08)



| Nationality | Applications | % of total |
|-------------|--------------|------------|
| Nigeria     | 86           | 14.1       |
| Pakistan    | 68           | 11.2       |
| DR Congo    | 41           | 6.7        |
| Zimbabwe    | 37           | 6.1        |
| Albania     | 30           | 4.9        |
| Others      | 346          | 56.9       |
| Total       | 608          | 100.0      |

**Table 6 - Family Reunification**

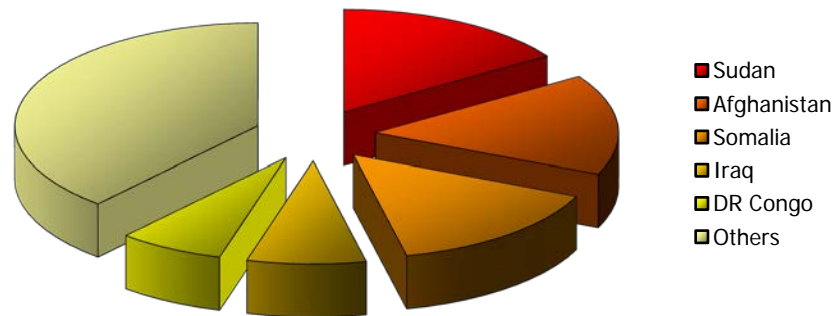
Monthly / Year-to-date activity

|   | August       |            | 2014         |            |
|---|--------------|------------|--------------|------------|
|   | Applications | Dependants | Applications | Dependants |
| Family Reunification files received by ORAC         | 15           | 30         | 114          | 228        |
| Family Reunification files returned to the Minister | 16           | 32         | 95           | 182        |

Applications outstanding as at 31 August: 80

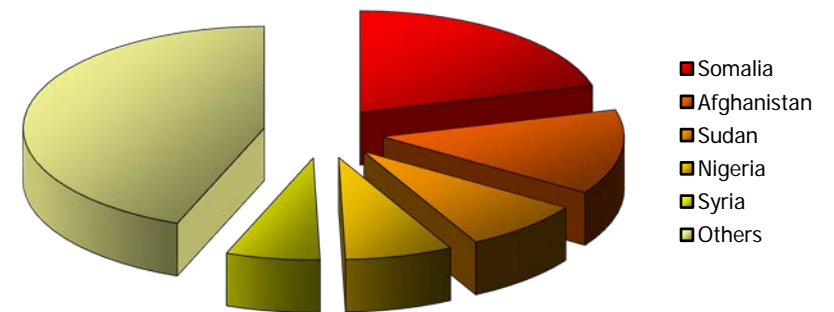
**Table 7 - Family Reunification files received [Top 5 Nationalities]**

Applications in 2014 (31/08)



| Nationality | Applications | % of total |
|-------------|--------------|------------|
| Sudan       | 18           | 15.8       |
| Afghanistan | 18           | 15.8       |
| Somalia     | 17           | 14.9       |
| Iraq        | 9            | 7.9        |
| DR Congo    | 8            | 7.0        |
| Others      | 44           | 38.6       |
| Total       | 114          | 100.0      |

Applications in 2013 (31/08)



| Nationality | Applications | % of total |
|-------------|--------------|------------|
| Somalia     | 23           | 20.7       |
| Afghanistan | 15           | 13.5       |
| Sudan       | 9            | 8.1        |
| Nigeria     | 8            | 7.2        |
| Syria       | 7            | 6.3        |
| Others      | 49           | 44.1       |
| Total       | 111          | 100.0      |