
Office of the Refugee Applications Commissioner



Monthly statistical report June 2015

Contents

Page 1

- Overview of applications

Page 2

- Activity breakdown for June, 2015

Page 3

- Cases processed to completion for 2002 to 2015

Page 4

- Applications received and cases processed to completion which are subject to a Ministerial Prioritisation Directive under section 12 of the Refugee Act, 1996.

Page 5

- Applications for asylum (top 5 nationalities)

Page 6

- Family Reunification data

Table 1 - Activity from 20/11/2000

Applications	Pre 2003	2003	2004	2005	2006	2007	2008	2009	2010	2011	2012	2013	2014	2015	Total
New applications for a declaration as a refugee	*11598	7,483	4,265	4,304	4,241	3,933	3,807	2,660	1,918	1,282	940	938	1,438	1,478	38,687
Re-applications for a declaration as a refugee	*36	417	501	19	73	52	59	29	21	8	16	8	10	3	1,216
Total applications for a declaration as a refugee	*11634	7,900	4,766	4,323	4,314	3,985	3,866	2,689	1,939	1,290	956	946	1,448	1,481	39,903
Balance of applications awaiting a recommendation from 17/11/00	9,427														
Applications received from 20/11/00	23,091	7,900	4,766	4,323	4,314	3,985	3,866	2,689	1,939	1,290	956	946	1,448	1,481	62,994
Decisions returned for processing	295	36	147	184	213	122	134	132	120	74	63	47	3	1	1,571
Previous DII determinations where transfer completed [Deemed Withdrawn S22(8)]	0	0	0	3	8	80	266	227	147	96	79	65	3	0	974
No. of applications processed since 20/11/00	32,812	7,936	4,913	4,506	4,526	4,107	4,000	2,819	2,058	1,359	1,020	978	1,244	113	72,391
<i>Unprocessable</i>	<i>1</i>	<i>0</i>	<i>0</i>	<i>1</i>	<i>1</i>	<i>0</i>	<i>0</i>	<i>0</i>	<i>0</i>	<i>0</i>	<i>0</i>	<i>1</i>	<i>0</i>	<i>0</i>	<i>4</i>
No. of applications outstanding	0	0	0	0	0	0	0	2	1	5	-1	14	207	1,369	1,597

It should be noted that the above figures refer to the year in which the application was lodged and NOT to the year in which it was processed.

These statistics reflect activity since the implementation of the Refugee Act 1996 (as amended) on 17/11/2000.

Processing of Outstanding Applications

All adult applicants are scheduled for interview. In June 177 interviews were scheduled. Excluding interviews postponed, applicants attended in 73.1% of cases.

During the month, because of the nature of the caseload concerned, a proportion of cancelled substantive interviews were also re-scheduled as interviews under the EU Dublin III Regulation.

Decisions Returned for Processing

These are EU Dublin Regulation cases in which their transfers have expired and which have therefore been returned to ORAC for further processing.

The total number of cases returned for processing in 2015 is 46 as at 30 June.

*2002 only

Table 2 - Activity breakdown for June 2015

Applications

New applications for a declaration as a refugee	334
Re-applications for a declaration as a refugee	0
Total applications for a declaration as a refugee	334

Outcomes

Recommendations to grant an applicant refugee status	4
Recommendation to refuse an applicant refugee status	
▪ Where section 13(4)(b) applies	51
▪ Where section 13(5) applies	0
	- Withdrawn 10
▪ Where section 13(2) applies	- Deemed Withdrawn 18
	- Total 28
▪ Where section 22(8) applies	1
▪ Determinations made under the EU Dublin III Regulation	29
Unprocessable	0
Amendment / Adjustment	0
Total outcomes	113

Additional activity

Applications returned for processing	9
Recommendations withdrawn/reviewed	2
Previous Dublin determinations where transfer completed [Deemed Withdrawn s.22(8)]	1
Total additional cases	12

Table 3 - Cases Processed to Completion [2002 to 2015 (30/06)]

	2002	2003	2004	2005	2006	2007	2008	2009	2010	2011	2012	2013	2014	2015
Positive recommendations	894	345	430	455	397	376	295	97	24	61	67	128	132	62
Negative recommendations following interview	5,965	5,461	4,906	3,952	3,249	2,621	2,942	2,612	1,309	1,050	700	582	661	324
Other negative recommendations and cases withdrawn	7,565	3,509	1,562	835	598	811	964	797	596	480	287	252	246	173
Determinations made under the Dublin Convention / EU Dublin Regulation	191	237	243	439	540	368	385	402	263	243	144	160	21	130
Unprocessable	586	-911	-20	1	0	-24	-1	0	0	0	0	1	0	0
Amendment/Adjustment							-4							
Total	15,201	8,641	7,121	5,682	4,784	4,152	4,581	3,908	2,192	1,834	1,198	1,123	1,060	689

It should be noted that the above figures refer to the year in which the outcomes were made, and not to the year in which the applications were lodged.

Table 4

Applications received and cases processed to completion which are subject to a Ministerial prioritisation directive under Section 12 of the Refugee Act 1996 - June 2015

Applications


Total applications for a declaration as a refugee **5**

Outcomes

Recommendations to grant an applicant refugee status	0	
Recommendation to refuse an applicant refugee status		
▪ Where section 13(4)(b) applies	0	
▪ Where section 13(5) applies	0	
	- Withdrawn	0
▪ Where section 13(2) applies	- Deemed Withdrawn	0
	- Total	0
▪ Where section 22(8) applies	0	
▪ Determinations made under the EU Dublin III Regulation	0	
Unprocessable	0	
Total outcomes	0	

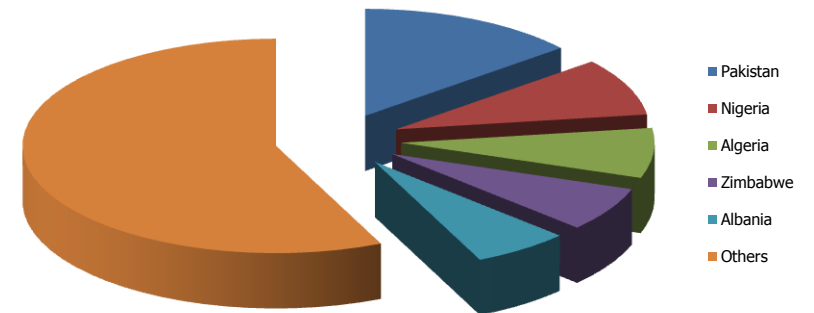
Table 5 - Applications for a declaration to be a refugee (top 5 nationalities)

Applications in 2015 (30/06)



Nationality	Applications	% of total
Pakistan	705	47.6
Bangladesh	131	8.8
Albania	95	6.4
Nigeria	76	5.1
India	42	2.8
Others	432	29.2
Total	1,481	100.0

Applications in 2014 (30/06)



Nationality	Applications	% of total
Pakistan	84	14.1
Nigeria	52	8.7
Algeria	45	7.5
Zimbabwe	40	6.7
Albania	37	6.2
Others	339	56.8
Total	597	100.0

Table 6 - Family Reunification

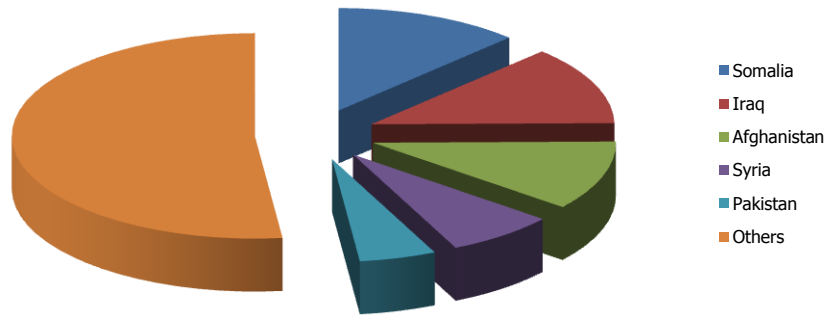
Monthly / Year-to-date activity

	June		2015	
	Applications	Dependants	Applications	Dependants
Family Reunification files received by ORAC	33	82	136	312
Family Reunification files returned to the Minister	22	50	107	215

Applications outstanding as at 30 June: 109

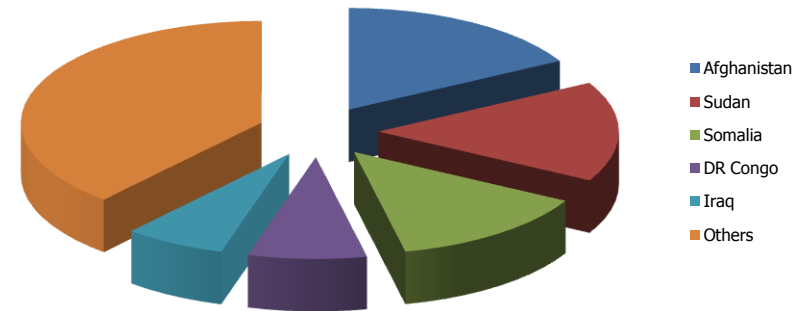
Table 7 - Family Reunification files received [Top 5 Nationalities]

Applications in 2015 (30/06)



Nationality	Applications	% of total
Somalia	17	12.4
Iraq	17	12.4
Afghanistan	15	10.9
Syria	10	7.3
Pakistan	7	5.1
Others	71	51.8
Total	137	100.0

Applications in 2014 (30/06)



Nationality	Applications	% of total
Afghanistan	15	17.0
Sudan	14	15.9
Somalia	12	13.6
DR Congo	7	8.0
Iraq	6	6.8
Others	34	38.6
Total	88	100.0