

---

# Office of the Refugee Applications Commissioner

---



## Monthly statistical report May 2015

### Contents

#### Page 1

- Overview of applications

#### Page 2

- Activity breakdown for May, 2015

#### Page 3

- Cases processed to completion for 2002 to 2015

#### Page 4

- Applications received and cases processed to completion which are subject to a Ministerial Prioritisation Directive under section 12 of the Refugee Act, 1996.

#### Page 5

- Applications for asylum (top 5 nationalities)

#### Page 6

- Family Reunification data

Table 1 - Activity from 20/11/2000

<b>Applications</b>	<b>Pre 2003</b>	<b>2003</b>	<b>2004</b>	<b>2005</b>	<b>2006</b>	<b>2007</b>	<b>2008</b>	<b>2009</b>	<b>2010</b>	<b>2011</b>	<b>2012</b>	<b>2013</b>	<b>2014</b>	<b>2015</b>	<b>Total</b>
New applications for a declaration as a refugee	*11598	7,483	4,265	4,304	4,241	3,933	3,807	2,660	1,918	1,282	940	938	1,438	1,144	38,353
Re-applications for a declaration as a refugee	*36	417	501	19	73	52	59	29	21	8	16	8	10	3	1,216
<b>Total applications for a declaration as a refugee</b>	<b>*11634</b>	<b>7,900</b>	<b>4,766</b>	<b>4,323</b>	<b>4,314</b>	<b>3,985</b>	<b>3,866</b>	<b>2,689</b>	<b>1,939</b>	<b>1,290</b>	<b>956</b>	<b>946</b>	<b>1,448</b>	<b>1,147</b>	<b>39,569</b>
Balance of applications awaiting a recommendation from 17/11/00	9,427														
Applications received from 20/11/00	23,091	7,900	4,766	4,323	4,314	3,985	3,866	2,689	1,939	1,290	956	946	1,448	1,147	62,660
Decisions returned for processing	295	36	147	184	213	122	134	132	120	74	61	40	3	1	1,562
Previous DII determinations where transfer completed [Deemed Withdrawn S22(8)]	0	0	0	3	8	80	266	227	147	96	79	65	2	0	973
<b>No. of applications processed since 20/11/00</b>	<b>32,812</b>	<b>7,936</b>	<b>4,913</b>	<b>4,506</b>	<b>4,526</b>	<b>4,107</b>	<b>4,000</b>	<b>2,819</b>	<b>2,058</b>	<b>1,359</b>	<b>1,020</b>	<b>975</b>	<b>1,178</b>	<b>72</b>	<b>72,281</b>
<i>Unprocessable</i>	<i>1</i>	<i>0</i>	<i>0</i>	<i>1</i>	<i>1</i>	<i>0</i>	<i>0</i>	<i>0</i>	<i>0</i>	<i>0</i>	<i>0</i>	<i>1</i>	<i>0</i>	<i>0</i>	<i>4</i>
<b>No. of applications outstanding</b>	<b>0</b>	<b>0</b>	<b>0</b>	<b>0</b>	<b>0</b>	<b>0</b>	<b>0</b>	<b>2</b>	<b>1</b>	<b>5</b>	<b>-3</b>	<b>10</b>	<b>273</b>	<b>1,076</b>	<b>1,364</b>

It should be noted that the above figures refer to the year in which the application was lodged and NOT to the year in which it was processed.

These statistics reflect activity since the implementation of the Refugee Act 1996 (as amended) on 17/11/2000.

#### Processing of Outstanding Applications

All adult applicants are scheduled for interview. In May 153 interviews were scheduled. Excluding interviews postponed, applicants attended in 75.7% of cases.

During the month, because of the nature of the caseload concerned, a proportion of cancelled substantive interviews were also re-scheduled as interviews under the EU Dublin III Regulation.

#### Decisions Returned for Processing

These are EU Dublin Regulation cases in which their transfers have expired and which have therefore been returned to ORAC for further processing.

The total number of cases returned for processing in 2015 is 37 as at 31 May.

\*2002 only

Table 2 - Activity breakdown for May 2015

**Applications**

New applications for a declaration as a refugee	257
Re-applications for a declaration as a refugee	0
<b>Total applications for a declaration as a refugee</b>	<b>257</b>

**Outcomes**

Recommendations to grant an applicant refugee status	17
Recommendation to refuse an applicant refugee status	
▪ Where section 13(4)(b) applies	46
▪ Where section 13(5) applies	0
	- Withdrawn 6
▪ Where section 13(2) applies	- Deemed Withdrawn 16
	- Total 22
▪ Where section 22(8) applies	0
▪ Determinations made under the EU Dublin III Regulation	40
Unprocessable	0
Amendment / Adjustment	0
<b>Total outcomes</b>	<b>125</b>

**Additional activity**

Applications returned for processing	5
Recommendations withdrawn/reviewed	2
Previous Dublin determinations where transfer completed [Deemed Withdrawn s.22(8)]	0
<b>Total additional cases</b>	<b>7</b>

**Table 3 - Cases Processed to Completion [2002 to 2015 (30/05)]**

	2002	2003	2004	2005	2006	2007	2008	2009	2010	2011	2012	2013	2014	2015
Positive recommendations	894	345	430	455	397	376	295	97	24	61	67	128	132	58
Negative recommendations following interview	5,965	5,461	4,906	3,952	3,249	2,621	2,942	2,612	1,309	1,050	700	582	661	273
Other negative recommendations and cases withdrawn	7,565	3,509	1,562	835	598	811	964	797	596	480	287	252	246	144
Determinations made under the Dublin Convention / EU Dublin Regulation	191	237	243	439	540	368	385	402	263	243	144	160	21	101
Unprocessable	586	-911	-20	1	0	-24	-1	0	0	0	0	1	0	0
Amendment/Adjustment							-4							
<b>Total</b>	<b>15,201</b>	<b>8,641</b>	<b>7,121</b>	<b>5,682</b>	<b>4,784</b>	<b>4,152</b>	<b>4,581</b>	<b>3,908</b>	<b>2,192</b>	<b>1,834</b>	<b>1,198</b>	<b>1,123</b>	<b>1,060</b>	<b>576</b>

It should be noted that the above figures refer to the year in which the outcomes were made, and not to the year in which the applications were lodged.

Table 4

Applications received and cases processed to completion which are subject to a Ministerial prioritisation directive under Section 12 of the Refugee Act 1996 - May 2015

**Applications**


**Total applications for a declaration as a refugee** **4**

**Outcomes**

Recommendations to grant an applicant refugee status	0	
Recommendation to refuse an applicant refugee status		
▪ Where section 13(4)(b) applies	2	
▪ Where section 13(5) applies	0	
	- Withdrawn	0
▪ Where section 13(2) applies	- Deemed Withdrawn	0
	- Total	0
▪ Where section 22(8) applies	0	
▪ Determinations made under the EU Dublin III Regulation	0	
Unprocessable	0	
<b>Total outcomes</b>	<b>2</b>	

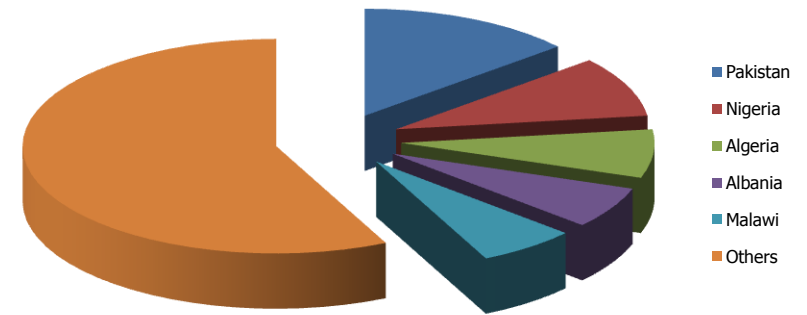
Table 5 - Applications for a declaration to be a refugee (top 5 nationalities)

Applications in 2015 (31/05)



Nationality	Applications	% of total
Pakistan	529	46.1
Bangladesh	90	7.8
Albania	76	6.6
Nigeria	70	6.1
Malawi	33	2.9
Others	349	30.4
<b>Total</b>	<b>1,147</b>	<b>100.0</b>

Applications in 2014 (31/05)



Nationality	Applications	% of total
Pakistan	68	13.8
Nigeria	45	9.1
Algeria	36	7.3
Albania	31	6.3
Malawi	31	6.3
Others	281	57.1
<b>Total</b>	<b>492</b>	<b>100.0</b>

## Table 6 - Family Reunification

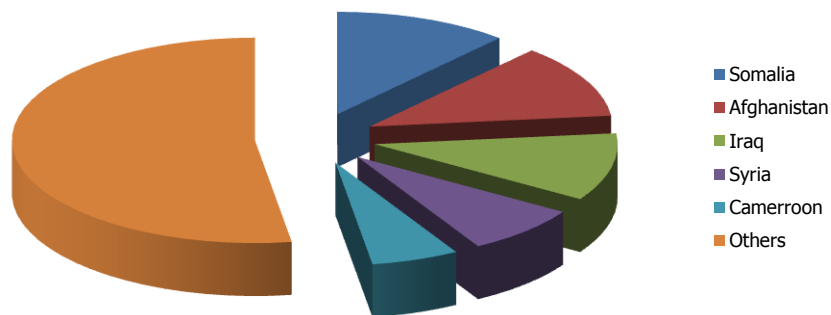
### Monthly / Year-to-date activity

	May		2015	
	Applications	Dependants	Applications	Dependants
Family Reunification files received by ORAC	42	105	103	230
Family Reunification files returned to the Minister	17	27	85	165

Applications outstanding as at 31 May: 98

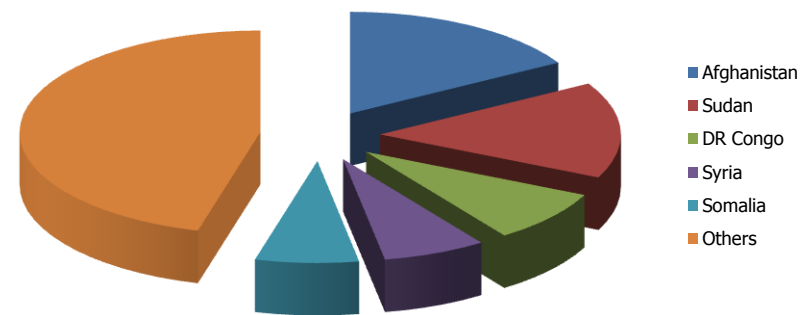
## Table 7 - Family Reunification files received [Top 5 Nationalities]

Applications in 2015 (31/05)



Nationality	Applications	% of total
Somalia	12	11.7
Afghanistan	12	11.7
Iraq	11	10.7
Syria	8	7.8
Camerroom	6	5.8
Others	54	52.4
<b>Total</b>	<b>103</b>	<b>100.0</b>

Applications in 2014 (31/05)



Nationality	Applications	% of total
Afghanistan	12	16.7
Sudan	11	15.3
DR Congo	6	8.3
Syria	5	6.9
Somalia	5	6.9
Others	33	45.8
<b>Total</b>	<b>72</b>	<b>100.0</b>