
Office of the Refugee Applications Commissioner



www.orac.ie

Monthly statistical report January 2015

Contents

[Page 1](#)

- Overview of applications

[Page 2](#)

- Activity breakdown for January, 2015

[Page 3](#)

- Cases processed to completion for 2002 to 2015

[Page 4](#)

- Applications received and cases processed to completion which are subject to a Ministerial Prioritisation Directive under section 12 of the Refugee Act, 1996.

[Page 5](#)

- Applications for asylum (top 5 nationalities)

[Page 6](#)

- Family Reunification data

Table 1 - Activity from 20/11/2000

Applications	Pre 2003	2003	2004	2005	2006	2007	2008	2009	2010	2011	2012	2013	2014	2015	Total
New applications for a declaration as a refugee	*11598	7,483	4,265	4,304	4,241	3,933	3,807	2,660	1,918	1,282	940	938	1,438	215	37,424
Re-applications for a declaration as a refugee	*36	417	501	19	73	52	59	29	21	8	16	8	10	0	1,213
Total applications for a declaration as a refugee	*11634	7,900	4,766	4,323	4,314	3,985	3,866	2,689	1,939	1,290	956	946	1,448	215	38,637
Balance of applications awaiting a recommendation from 17/11/00	9,427														
Applications received from 20/11/00	23,091	7,900	4,766	4,323	4,314	3,985	3,866	2,689	1,939	1,290	956	946	1,448	215	61,728
Decisions returned for processing	295	36	147	184	213	122	134	130	114	73	59	23	0	0	1,530
Previous DII determinations where transfer completed [Deemed Withdrawn S22(8)]	0	0	0	3	8	80	266	227	147	96	77	65	0	0	969
No. of applications processed since 20/11/00	32,812	7,936	4,913	4,506	4,526	4,107	4,000	2,819	2,053	1,359	1,015	956	804	3	71,809
<i>Unprocessable</i>	1	0	0	1	1	0	0	0	0	0	0	1	0	0	4
No. of applications outstanding	0	0	0	0	0	0	0	0	0	4	0	12	644	212	872

It should be noted that the above figures refer to the year in which the application was made. 13
 These statistics reflect activity since the implementation of the Refugee Act 1996 (as amended) on 17/11/2000.

Processing of Outstanding Applications

All adult applicants are scheduled for interview. In January 192 interviews were scheduled. Excluding interviews postponed, applicants attended in 64.7% of cases.

During the month, because of the nature of the caseload concerned, a proportion of cancelled substantive interviews were also re-scheduled as interviews under the EU Dublin III Regulation.

Decisions Returned for Processing

These are EU Dublin II Regulation cases in which their transfers have expired and which have therefore been returned to ORAC for further processing.

The total number of cases returned for processing in 2015 is 6 as at 31 January.

*2002 only

Table 2 - Activity breakdown for January 2015

Applications

New applications for a declaration as a refugee	215
Re-applications for a declaration as a refugee	0
Total applications for a declaration as a refugee	215

Outcomes

Recommendations to grant an applicant refugee status	8	
Recommendation to refuse an applicant refugee status		
▪ Where section 13(4)(b) applies	54	
▪ Where section 13(5) applies	1	
	- Withdrawn	7
▪ Where section 13(2) applies	- Deemed Withdrawn	21
	- Total	28
▪ Where section 22(8) applies	0	
▪ Determinations made under the EU Dublin II Regulation	4	
Unprocessable	0	
Amendment / Adjustment	0	
Total outcomes	95	

Additional activity

Applications returned for processing	6
Recommendations withdrawn/reviewed	3
Previous DII determinations where transfer completed [Deemed Withdrawn s.22(8)]	0
Total additional cases	9

Table 3 - Cases Processed to Completion [2002 to 2015 (31/01)]

	2002	2003	2004	2005	2006	2007	2008	2009	2010	2011	2012	2013	2014	2015
Positive recommendations	894	345	430	455	397	376	295	97	24	61	67	128	132	8
Negative recommendations following interview	5,965	5,461	4,906	3,952	3,249	2,621	2,942	2,612	1,309	1,050	700	582	661	55
Other negative recommendations and cases withdrawn	7,565	3,509	1,562	835	598	811	964	797	596	480	287	252	246	28
Determinations made under the Dublin Convention / EU Dublin II Regulation	191	237	243	439	540	368	385	402	263	243	144	160	21	4
Unprocessable	586	-911	-20	1	0	-24	-1	0	0	0	0	1	0	0
Amendment/Adjustment							-4							
Total	15,201	8,641	7,121	5,682	4,784	4,152	4,581	3,908	2,192	1,834	1,198	1,123	1,060	95

It should be noted that the above figures refer to the year in which the outcomes were made, and not to the year in which the applications were lodged.

Table 4

Applications received and cases processed to completion which are subject to a Ministerial prioritisation directive under Section 12 of the Refugee Act 1996 - January 2015

Applications

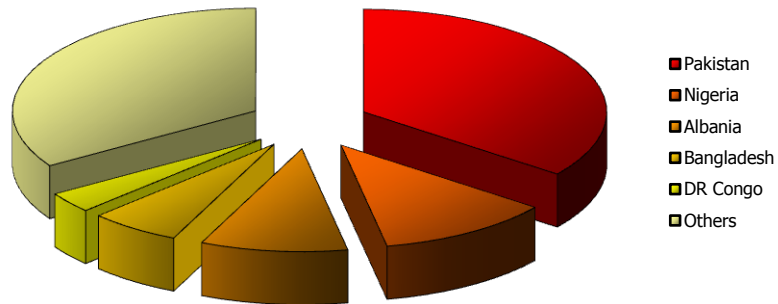
Total applications for a declaration as a refugee **5**

Outcomes

Recommendations to grant an applicant refugee status	0	
Recommendation to refuse an applicant refugee status		
▪ Where section 13(4)(b) applies	4	
▪ Where section 13(5) applies	0	
	- Withdrawn	2
▪ Where section 13(2) applies	- Deemed Withdrawn	0
	- Total	2
▪ Where section 22(8) applies	0	
▪ Determinations made under the EU Dublin II Regulation	0	
Unprocessable	0	
Total outcomes	6	

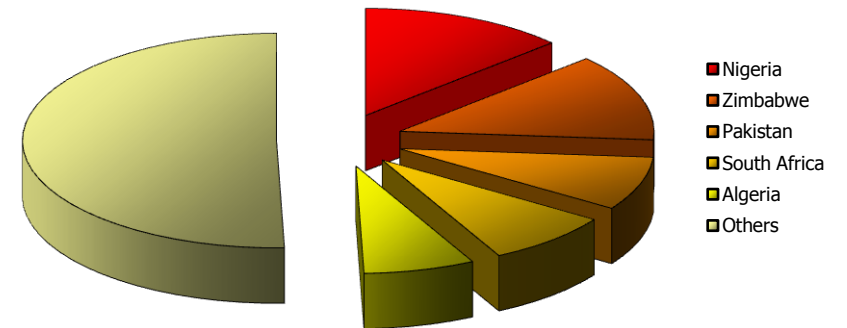
Table 5 - Applications for a declaration to be a refugee (top 5 nationalities)

Applications in 2015 (31/01)



Nationality	Applications	% of total
Pakistan	76	35.3
Nigeria	25	11.6
Albania	21	9.8
Bangladesh	13	6.0
DR Congo	7	3.3
Others	73	34.0
Total	215	100.0

Applications in 2014 (31/01)



Nationality	Applications	% of total
Nigeria	13	13.1
Zimbabwe	13	13.1
Pakistan	8	8.1
South Africa	8	8.1
Algeria	7	7.1
Others	50	50.5
Total	99	100.0


Table 6 - Family Reunification

Monthly / Year-to-date activity	January		2015	
	Applications	Dependants	Applications	Dependants
Family Reunification files received by ORAC	3	8	3	8
Family Reunification files returned to the Minister	13	34	13	34

Applications outstanding as at 31 January: 70

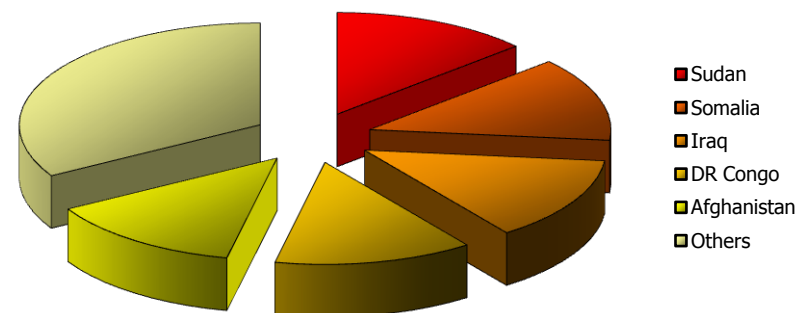
Table 7 - Family Reunification files received [Top 5 Nationalities]

Applications in 2015 (31/01)



Nationality	Applications	% of total
Afghanistan	2	66.7
Iraq	1	33.3
Total	3	100.0

Applications in 2014 (31/01)



Nationality	Applications	% of total
Sudan	2	13.3
Somalia	2	13.3
Iraq	2	13.3
DR Congo	2	13.3
Afghanistan	2	13.3
Others	5	33.3
Total	15	100.0