
Office of the Refugee Applications Commissioner



www.orac.ie

Monthly statistical report December 2014

Contents

[Page 1](#)

- Overview of applications

[Page 2](#)

- Activity breakdown for December, 2014

[Page 3](#)

- Cases processed to completion for 2002 to 2014

[Page 4](#)

- Applications received and cases processed to completion which are subject to a Ministerial Prioritisation Directive under section 12 of the Refugee Act, 1996.

[Page 5](#)

- Applications for asylum (top 5 nationalities)

[Page 6](#)

- Family Reunification data

Table 1 - Activity from 20/11/2000

Applications	Pre 2003	2003	2004	2005	2006	2007	2008	2009	2010	2011	2012	2013	2014	Total
New applications for a declaration as a refugee	*11598	7,483	4,265	4,304	4,241	3,933	3,807	2,660	1,918	1,282	940	938	1,438	37,209
Re-applications for a declaration as a refugee	*36	417	501	19	73	52	59	29	21	8	16	8	10	1,213
Total applications for a declaration as a refugee	*11634	7,900	4,766	4,323	4,314	3,985	3,866	2,689	1,939	1,290	956	946	1,448	38,422
Balance of applications awaiting a recommendation from 17/11/00	9,427													
Applications received from 20/11/00	23,091	7,900	4,766	4,323	4,314	3,985	3,866	2,689	1,939	1,290	956	946	1,448	61,513
Decisions returned for processing	295	36	147	184	213	122	134	130	114	73	59	17	0	1,524
Previous DII determinations where transfer completed [Deemed Withdrawn S22(8)]	0	0	0	3	8	80	266	227	147	96	77	65	0	969
No. of applications processed since 20/11/00	32,812	7,936	4,913	4,506	4,526	4,107	4,000	2,819	2,053	1,358	1,015	951	721	71,717
<i>Unprocessable</i>	<i>1</i>	<i>0</i>	<i>0</i>	<i>1</i>	<i>1</i>	<i>0</i>	<i>0</i>	<i>0</i>	<i>0</i>	<i>0</i>	<i>0</i>	<i>1</i>	<i>0</i>	<i>4</i>
No. of applications outstanding	0	0	0	0	0	0	0	0	0	5	0	11	727	743

It should be noted that the above figures refer to the year in which the application was lodged and NOT to the year in which it was processed.

These statistics reflect activity since the implementation of the Refugee Act 1996 (as amended) on 17/11/2000.

Processing of Outstanding Applications

All adult applicants are scheduled for interview. In December 141 interviews were scheduled. Excluding interviews postponed, applicants attended in 81.1% of cases.

Decisions Returned for Processing

These are EU Dublin II Regulation cases in which their transfers have expired and which have therefore been returned to ORAC for further processing.

The total number of cases returned for processing in 2014 is 65 as at 31 December.

*2002 only

Table 2 - Activity breakdown for December 2014

Applications

New applications for a declaration as a refugee	170
Re-applications for a declaration as a refugee	2
Total applications for a declaration as a refugee	172

Outcomes

Recommendations to grant an applicant refugee status	11	
Recommendation to refuse an applicant refugee status		
▪ Where section 13(4)(b) applies	46	
▪ Where section 13(5) applies	0	
	- Withdrawn	2
▪ Where section 13(2) applies	- Deemed Withdrawn	20
	- Total	22
▪ Where section 22(8) applies	0	
▪ Determinations made under the EU Dublin II Regulation	0	
Unprocessable	0	
Amendment / Adjustment	0	
Total outcomes	79	

Additional activity

Applications returned for processing	4
Recommendations withdrawn/reviewed	1
Previous DII determinations where transfer completed [Deemed Withdrawn s.22(8)]	0
Total additional cases	5

Table 3 - Cases Processed to Completion [2002 to 2014 (31/12)]

	2002	2003	2004	2005	2006	2007	2008	2009	2010	2011	2012	2013	2014
Positive recommendations	894	345	430	455	397	376	295	97	24	61	67	128	132
Negative recommendations following interview	5,965	5,461	4,906	3,952	3,249	2,621	2,942	2,612	1,309	1,050	700	582	661
Other negative recommendations and cases withdrawn	7,565	3,509	1,562	835	598	811	964	797	596	480	287	252	246
Determinations made under the Dublin Convention / EU Dublin II Regulation	191	237	243	439	540	368	385	402	263	243	144	160	21
Unprocessable	586	-911	-20	1	0	-24	-1	0	0	0	0	1	0
Amendment/Adjustment							-4						
Total	15,201	8,641	7,121	5,682	4,784	4,152	4,581	3,908	2,192	1,834	1,198	1,123	1,060

It should be noted that the above figures refer to the year in which the outcomes were made, and not to the year in which the applications were lodged.

Table 4

Applications received and cases processed to completion which are subject to a Ministerial prioritisation directive under Section 12 of the Refugee Act 1996 - December 014

Applications

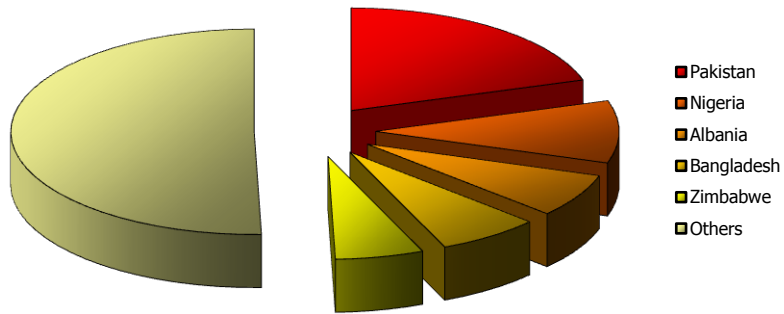
Total applications for a declaration as a refugee **5**

Outcomes

Recommendations to grant an applicant refugee status	0	
Recommendation to refuse an applicant refugee status		
▪ Where section 13(4)(b) applies	3	
▪ Where section 13(5) applies	0	
	- Withdrawn	0
▪ Where section 13(2) applies	- Deemed Withdrawn	0
	- Total	0
▪ Where section 22(8) applies	0	
▪ Determinations made under the EU Dublin II Regulation	0	
Unprocessable	0	
Total outcomes	3	

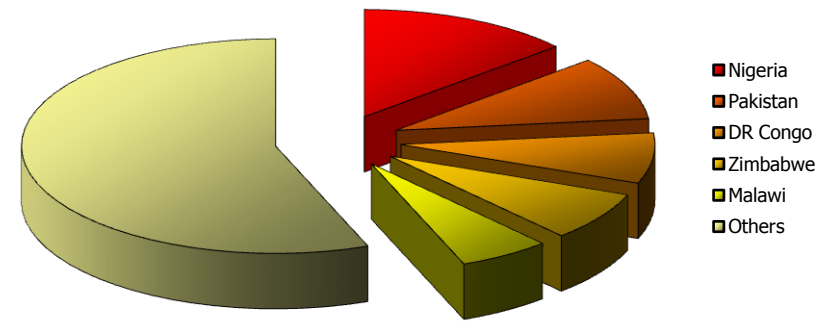
Table 5 - Applications for a declaration to be a refugee (top 5 nationalities)

Applications in 2014 (31/12)



Nationality	Applications	% of total
Pakistan	292	20.2
Nigeria	142	9.8
Albania	99	6.8
Bangladesh	99	6.8
Zimbabwe	85	5.9
Others	731	50.5
Total	1,448	100.0

Applications in 2013 (31/12)



Nationality	Applications	% of total
Nigeria	129	13.6
Pakistan	91	9.6
DR Congo	72	7.6
Zimbabwe	70	7.4
Malawi	55	5.8
Others	529	55.9
Total	946	100.0

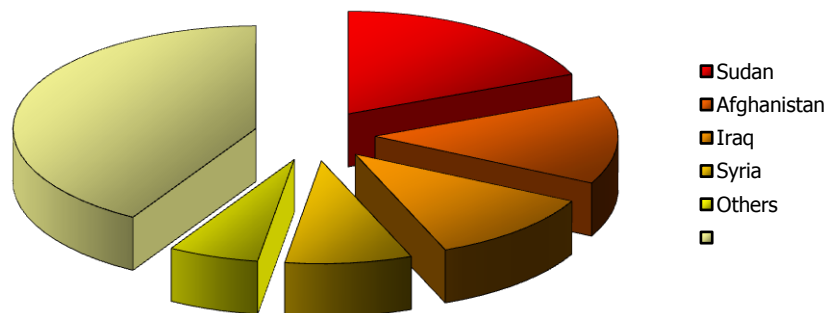
Table 6 - Family Reunification

Monthly / Year-to-date activity	December		2014	
	Applications	Dependants	Applications	Dependants
Family Reunification files received by ORAC	17	36	167	337
Family Reunification files returned to the Minister	16	30	148	287

Applications outstanding as at 31 December: 80

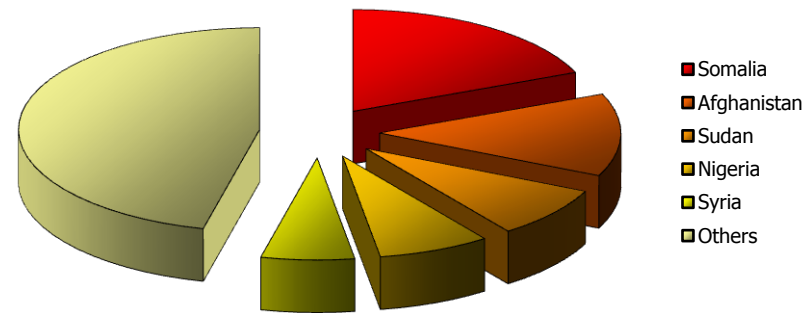
Table 7 - Family Reunification files received [Top 5 Nationalities]

Applications in 2014 (31/12)



Nationality	Applications	% of total
Somalia	31	18.7
Sudan	23	13.9
Afghanistan	19	11.4
Iraq	14	8.4
Syria	10	6.0
Others	69	41.6
Total	166	100.0

Applications in 2013 (31/12)



Nationality	Applications	% of total
Somalia	30	18.8
Afghanistan	21	13.1
Sudan	13	8.1
Nigeria	12	7.5
Syria	10	6.3
Others	74	46.3
Total	160	100.0