

---

# Office of the Refugee Applications Commissioner

---



www.orac.ie

## Monthly statistical report November 2014

### Contents

#### Page 1

- Overview of applications

#### Page 2

- Activity breakdown for November, 2014

#### Page 3

- Cases processed to completion for 2002 to 2014

#### Page 4

- Applications received and cases processed to completion which are subject to a Ministerial Prioritisation Directive under section 12 of the Refugee Act, 1996.

#### Page 5

- Applications for asylum (top 5 nationalities)

#### Page 6

- Family Reunification data

Table 1 - Activity from 20/11/2000

<b>Applications</b>	<b>Pre 2003</b>	<b>2003</b>	<b>2004</b>	<b>2005</b>	<b>2006</b>	<b>2007</b>	<b>2008</b>	<b>2009</b>	<b>2010</b>	<b>2011</b>	<b>2012</b>	<b>2013</b>	<b>2014</b>	<b>Total</b>
New applications for a declaration as a refugee	*11598	7,483	4,265	4,304	4,241	3,933	3,807	2,660	1,918	1,282	940	938	1,268	37,039
Re-applications for a declaration as a refugee	*36	417	501	19	73	52	59	29	21	8	16	8	8	1,211
<b>Total applications for a declaration as a refugee</b>	<b>*11634</b>	<b>7,900</b>	<b>4,766</b>	<b>4,323</b>	<b>4,314</b>	<b>3,985</b>	<b>3,866</b>	<b>2,689</b>	<b>1,939</b>	<b>1,290</b>	<b>956</b>	<b>946</b>	<b>1,276</b>	<b>38,250</b>
Balance of applications awaiting a recommendation from 17/11/00	9,427													
Applications received from 20/11/00	23,091	7,900	4,766	4,323	4,314	3,985	3,866	2,689	1,939	1,290	956	946	1,276	61,341
Decisions returned for processing	295	36	147	184	213	122	134	130	114	73	59	13	0	1,520
Previous DII determinations where transfer completed [Deemed Withdrawn S22(8)]	0	0	0	3	8	80	266	227	147	96	77	65	0	969
<b>No. of applications processed since 20/11/00</b>	<b>32,812</b>	<b>7,936</b>	<b>4,913</b>	<b>4,506</b>	<b>4,526</b>	<b>4,107</b>	<b>4,000</b>	<b>2,819</b>	<b>2,053</b>	<b>1,359</b>	<b>1,015</b>	<b>946</b>	<b>648</b>	<b>71,640</b>
<i>Unprocessable</i>	<i>1</i>	<i>0</i>	<i>0</i>	<i>1</i>	<i>1</i>	<i>0</i>	<i>0</i>	<i>0</i>	<i>0</i>	<i>0</i>	<i>0</i>	<i>1</i>	<i>0</i>	<i>4</i>
<b>No. of applications outstanding</b>	<b>0</b>	<b>0</b>	<b>0</b>	<b>0</b>	<b>0</b>	<b>0</b>	<b>0</b>	<b>0</b>	<b>0</b>	<b>4</b>	<b>0</b>	<b>12</b>	<b>628</b>	<b>644</b>

It should be noted that the above figures refer to the year in which the application was lodged and NOT to the year in which it was processed. These statistics reflect activity since the implementation of the Refugee Act 1996 (as amended) on 17/11/2000.

**Processing of Outstanding Applications**

All adult applicants are scheduled for interview. In November 157 interviews were scheduled. Excluding interviews postponed, applicants attended in 73.78% of cases.

**Decisions Returned for Processing**

These are EU Dublin II Regulation cases in which their transfers have expired and which have therefore been returned to ORAC for further processing.

The total number of cases returned for processing in 2014 is 62 as at 30th of November.

\*2002 only

Table 2 - Activity breakdown for November 2014

**Applications**

New applications for a declaration as a refugee	155
Re-applications for a declaration as a refugee	0
<b>Total applications for a declaration as a refugee</b>	<b>155</b>

**Outcomes**

Recommendations to grant an applicant refugee status	22	
Recommendation to refuse an applicant refugee status		
▪ Where section 13(4)(b) applies	66	
▪ Where section 13(5) applies	2	
	- Withdrawn	5
▪ Where section 13(2) applies	- Deemed Withdrawn	14
	- Total	19
▪ Where section 22(8) applies	0	
▪ Determinations made under the EU Dublin II Regulation	0	
Unprocessable	0	
Amendment / Adjustment	0	
<b>Total outcomes</b>	<b>109</b>	

**Additional activity**

Applications returned for processing	4
Recommendations withdrawn/reviewed	2
Previous DII determinations where transfer completed [Deemed Withdrawn s.22(8)]	0
<b>Total additional cases</b>	<b>6</b>

**Table 3 - Cases Processed to Completion [2002 to 2014 (30/11)]**

	2002	2003	2004	2005	2006	2007	2008	2009	2010	2011	2012	2013	2014
Positive recommendations	894	345	430	455	397	376	295	97	24	61	67	128	122
Negative recommendations following interview	5,965	5,461	4,906	3,952	3,249	2,621	2,942	2,612	1,309	1,050	700	582	615
Other negative recommendations and cases withdrawn	7,565	3,509	1,562	835	598	811	964	797	596	480	287	252	224
Determinations made under the Dublin Convention / EU Dublin II Regulator	191	237	243	439	540	368	385	402	263	243	144	160	21
Unprocessable	586	-911	-20	1	0	-24	-1	0	0	0	0	1	0
Amendment/Adjustment							-4						
<b>Total</b>	<b>15,201</b>	<b>8,641</b>	<b>7,121</b>	<b>5,682</b>	<b>4,784</b>	<b>4,152</b>	<b>4,581</b>	<b>3,908</b>	<b>2,192</b>	<b>1,834</b>	<b>1,198</b>	<b>1,123</b>	<b>982</b>

It should be noted that the above figures refer to the year in which the outcomes were made, and not to the year in which the applications were lodged.

Table 4

Applications received and cases processed to completion which are subject to a Ministerial prioritisation directive under Section 12 of the Refugee Act 1996 - November 2014

**Applications**

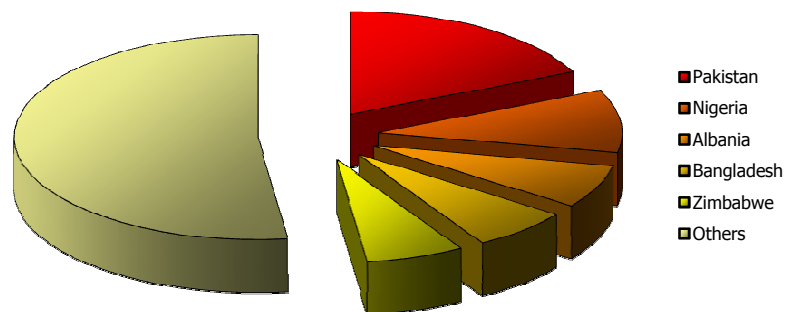
**Total applications for a declaration as a refugee** **6**

**Outcomes**

Recommendations to grant an applicant refugee status	0	
Recommendation to refuse an applicant refugee status		
▪ Where section 13(4)(b) applies	2	
▪ Where section 13(5) applies	0	
	- Withdrawn	0
▪ Where section 13(2) applies	- Deemed Withdrawn	0
	- Total	0
▪ Where section 22(8) applies	0	
▪ Determinations made under the EU Dublin II Regulation	0	
Unprocessable	0	
<b>Total outcomes</b>	<b>2</b>	

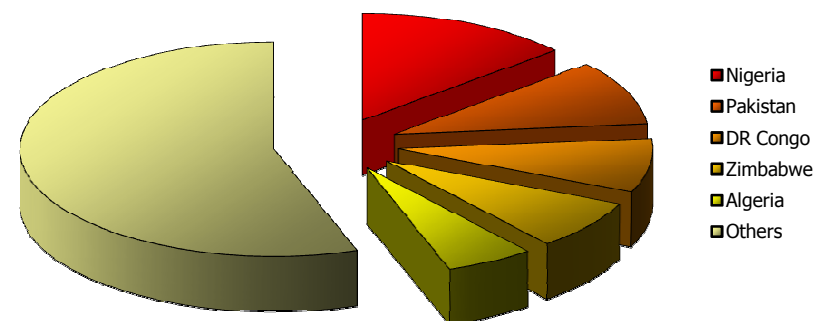
Table 5 - Applications for a declaration to be a refugee (top 5 nationalities)

Applications in 2014 (30/11)



Nationality	Applications	% of total
Pakistan	233	18.3
Nigeria	126	9.9
Albania	87	6.8
Bangladesh	84	6.6
Zimbabwe	83	6.5
Others	663	52.0
Total	1,276	100.0

Applications in 2013 (30/11)



Nationality	Applications	% of total
Nigeria	120	13.7
Pakistan	86	9.8
DR Congo	71	8.1
Zimbabwe	66	7.5
Algeria	49	5.6
Others	485	55.3
Total	877	100.0

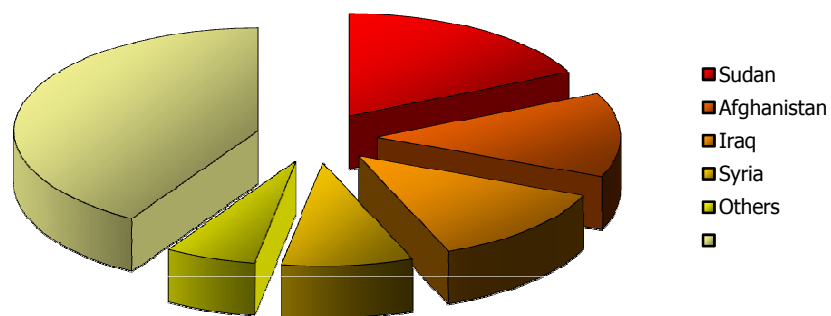
**Table 6 - Family Reunification**

Monthly / Year-to-date activity	November		2014	
	Applications	Dependants	Applications	Dependants
Family Reunification files received by ORAC	21	30	150	301
Family Reunification files returned to the Minister	14	32	132	257

Applications outstanding as at 30 November: 79

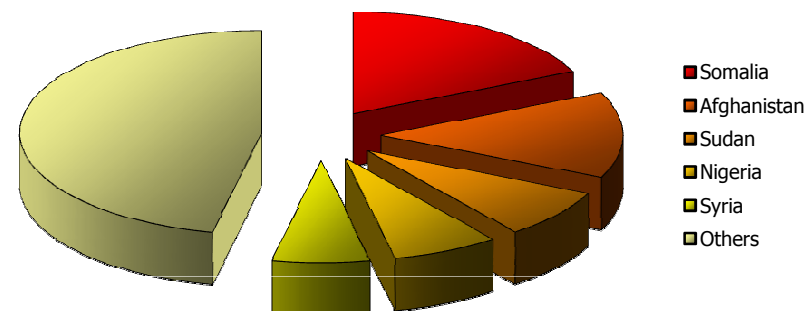
**Table 7 - Family Reunification files received [Top 5 Nationalities]**

Applications in 2014 (30/11)



Nationality	Applications	% of total
Somalia	27	18.0
Sudan	20	13.3
Afghanistan	19	12.7
Iraq	13	8.7
Syria	9	6.0
Others	62	41.3
Total	150	100.0

Applications in 2013 (30/11)



Nationality	Applications	% of total
Somalia	28	18.2
Afghanistan	21	13.6
Sudan	12	7.8
Nigeria	11	7.1
Syria	10	6.5
Others	72	46.8
Total	154	100.0