
Office of the Refugee Applications Commissioner



Monthly statistical report October 2014

Contents

Page 1

- Overview of applications

Page 2

- Activity breakdown for October, 2014

Page 3

- Cases processed to completion for 2002 to 2014

Page 4

- Applications received and cases processed to completion which are subject to a Ministerial Prioritisation Directive under section 12 of the Refugee Act, 1996.

Page 5

- Applications for asylum (top 5 nationalities)

Page 6

- Family Reunification data

Table 1 - Activity from 20/11/2000

Applications	Pre 2003	2003	2004	2005	2006	2007	2008	2009	2010	2011	2012	2013	2014	Total
New applications for a declaration as a refugee	*11598	7,483	4,265	4,304	4,241	3,933	3,807	2,660	1,918	1,282	940	938	1,113	36,884
Re-applications for a declaration as a refugee	*36	417	501	19	73	52	59	29	21	8	16	8	8	1,211
Total applications for a declaration as a refugee	*11634	7,900	4,766	4,323	4,314	3,985	3,866	2,689	1,939	1,290	956	946	1,121	38,095
Balance of applications awaiting a recommendation from 17/11/00	9,427													
Applications received from 20/11/00	23,091	7,900	4,766	4,323	4,314	3,985	3,866	2,689	1,939	1,290	956	946	1,121	61,186
Decisions returned for processing	295	36	147	184	213	122	134	130	114	73	59	9	0	1,516
Previous DII determinations where transfer completed [Deemed Withdrawn S22(8)]	0	0	0	3	8	80	266	227	147	96	77	65	0	969
No. of applications processed since 20/11/00	32,812	7,936	4,913	4,506	4,526	4,107	4,000	2,819	2,053	1,359	1,015	941	546	71,533
<i>Unprocessable</i>	<i>1</i>	<i>0</i>	<i>0</i>	<i>1</i>	<i>1</i>	<i>0</i>	<i>0</i>	<i>0</i>	<i>0</i>	<i>0</i>	<i>0</i>	<i>1</i>	<i>0</i>	<i>4</i>
No. of applications outstanding	0	0	0	0	0	0	0	0	0	4	0	13	575	592

It should be noted that the above figures refer to the year in which the application was lodged and NOT to the year in which it was processed.

These statistics reflect activity since the implementation of the Refugee Act 1996 (as amended) on 17/11/2000.

Processing of Outstanding Applications

All adult applicants are scheduled for interview. In September 166 interviews were scheduled. Excluding interviews postponed, applicants attended in 75.2% of cases.

Decisions Returned for Processing

These are EU Dublin II Regulation cases in which their transfers have expired and which have therefore been returned to ORAC for further processing.

The total number of cases returned for processing in 2014 is 58 as at 31st of October.

*2002 only

Table 2 - Activity breakdown for October 2014

Applications

New applications for a declaration as a refugee	129
Re-applications for a declaration as a refugee	0
Total applications for a declaration as a refugee	129

Outcomes

Recommendations to grant an applicant refugee status	19	
Recommendation to refuse an applicant refugee status		
▪ Where section 13(4)(b) applies	56	
▪ Where section 13(5) applies	0	
	- Withdrawn	5
▪ Where section 13(2) applies	- Deemed Withdrawn	20
	- Total	25
▪ Where section 22(8) applies	0	
▪ Determinations made under the EU Dublin II Regulation	0	
Unprocessable	0	
Amendment / Adjustment	0	
Total outcomes	100	

Additional activity

Applications returned for processing	5
Recommendations withdrawn/reviewed	5
Previous DII determinations where transfer completed [Deemed Withdrawn s.22(8)]	0
Total additional cases	10

Table 3 - Cases Processed to Completion [2002 to 2014 (31/10)]

	2002	2003	2004	2005	2006	2007	2008	2009	2010	2011	2012	2013	2014
Positive recommendations	894	345	430	455	397	376	295	97	24	61	67	128	100
Negative recommendations following interview	5,965	5,461	4,906	3,952	3,249	2,621	2,942	2,612	1,309	1,050	700	582	547
Other negative recommendations and cases withdrawn	7,565	3,509	1,562	835	598	811	964	797	596	480	287	252	205
Determinations made under the Dublin Convention / EU Dublin II Regulation	191	237	243	439	540	368	385	402	263	243	144	160	21
Unprocessable	586	-911	-20	1	0	-24	-1	0	0	0	0	1	0
Amendment/Adjustment							-4						
Total	15,201	8,641	7,121	5,682	4,784	4,152	4,581	3,908	2,192	1,834	1,198	1,123	873

It should be noted that the above figures refer to the year in which the outcomes were made, and not to the year in which the applications were lodged.

Table 4

Applications received and cases processed to completion which are subject to a Ministerial prioritisation directive under Section 12 of the Refugee Act 1996 - October 2014

Applications

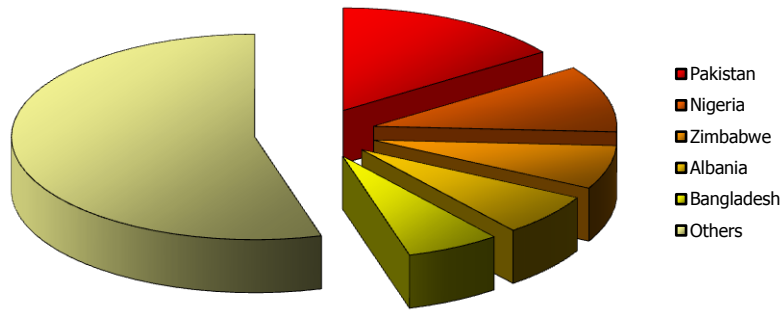
Total applications for a declaration as a refugee **3**

Outcomes

Recommendations to grant an applicant refugee status	0	
Recommendation to refuse an applicant refugee status		
▪ Where section 13(4)(b) applies	6	
▪ Where section 13(5) applies	0	
	- Withdrawn	0
▪ Where section 13(2) applies	- Deemed Withdrawn	0
	- Total	0
▪ Where section 22(8) applies	0	
▪ Determinations made under the EU Dublin II Regulation	0	
Unprocessable	0	
Total outcomes	6	

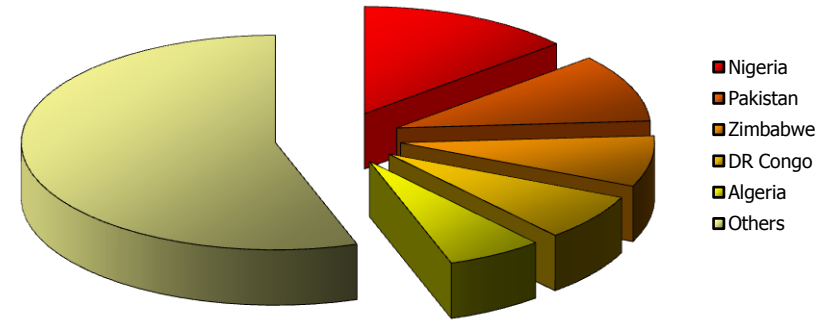
Table 5 - Applications for a declaration to be a refugee (top 5 nationalities)

Applications in 2014 (31/10)



Nationality	Applications	% of total
Pakistan	172	15.3
Nigeria	118	10.5
Zimbabwe	77	6.9
Albania	74	6.6
Bangladesh	70	6.2
Others	610	54.4
Total	1,121	100.0

Applications in 2013 (31/10)



Nationality	Applications	% of total
Nigeria	105	13.7
Pakistan	79	10.3
Zimbabwe	59	7.7
DR Congo	54	7.0
Algeria	47	6.1
Others	424	55.2
Total	768	100.0

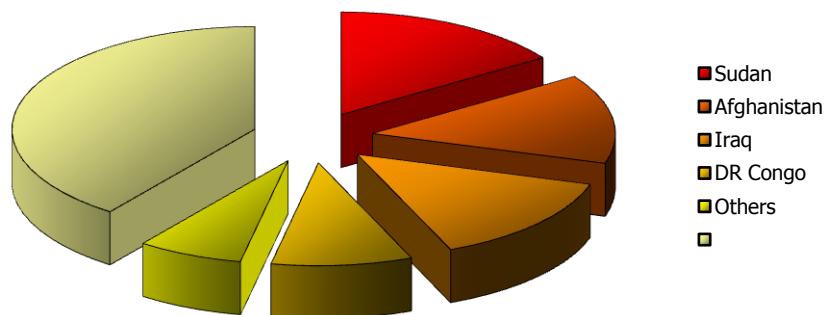
Table 6 - Family Reunification

Monthly / Year-to-date activity	October		2014	
	Applications	Dependants	Applications	Dependants
Family Reunification files received by ORAC	11	28	129	270
Family Reunification files returned to the Minister	15	28	118	225

Applications outstanding as at 31 October: 72

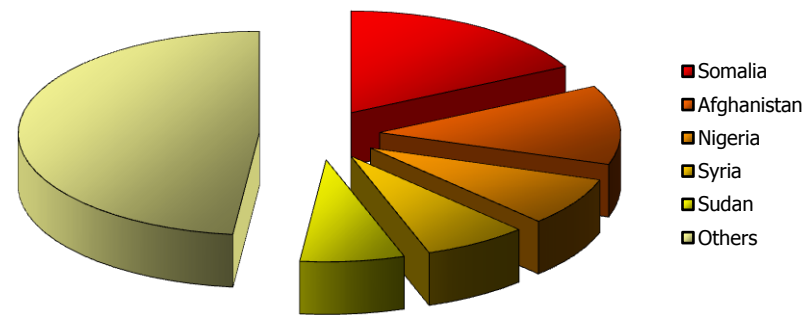
Table 7 - Family Reunification files received [Top 5 Nationalities]

Applications in 2014 (31/10)



Nationality	Applications	% of total
Somalia	20	15.6
Sudan	18	14.1
Afghanistan	18	14.1
Iraq	12	9.4
DR Congo	9	7.0
Others	51	39.8
Total	128	100.0

Applications in 2013 (31/10)



Nationality	Applications	% of total
Somalia	25	17.5
Afghanistan	18	12.6
Nigeria	11	7.7
Syria	10	7.0
Sudan	10	7.0
Others	69	48.3
Total	143	100.0