
Office of the Refugee Applications Commissioner



Monthly statistical report February 2014

Contents

Page 1

- Overview of applications

Page 2

- Activity breakdown for February, 2014

Page 3

- Cases processed to completion for 2002 to 2014

Page 4

- Applications received and cases processed to completion which are subject to a Ministerial Prioritisation Directive under section 12 of the Refugee Act, 1996.

Page 5

- Applications for asylum (top 5 nationalities)

Page 6

- Family Reunification data

Table 1 - Activity from 20/11/2000

Applications	Pre 2003	2003	2004	2005	2006	2007	2008	2009	2010	2011	2012	2013	2014	Total
New applications for a declaration as a refugee	*11598	7,483	4,265	4,304	4,241	3,933	3,807	2,660	1,918	1,282	940	938	181	35,952
Re-applications for a declaration as a refugee	*36	417	501	19	73	52	59	29	21	8	16	8	1	1,204
Total applications for a declaration as a refugee	*11634	7,900	4,766	4,323	4,314	3,985	3,866	2,689	1,939	1,290	956	946	182	37,156
Balance of applications awaiting a recommendation from 17/11/00	9,427													
Applications received from 20/11/00	23,091	7,900	4,766	4,323	4,314	3,985	3,866	2,689	1,939	1,290	956	946	182	60,247
Decisions returned for processing	293	36	147	184	213	122	134	130	114	69	34	1	0	1,477
Previous DII determinations where transfer completed [Deemed Withdrawn S22(8)]	0	0	0	3	8	80	266	227	147	96	77	56	0	960
No. of applications processed since 20/11/00	32,810	7,936	4,913	4,506	4,526	4,107	4,000	2,819	2,053	1,359	984	853	17	70,883
<i>Unprocessable</i>	<i>1</i>	<i>0</i>	<i>0</i>	<i>1</i>	<i>1</i>	<i>0</i>	<i>0</i>	<i>0</i>	<i>0</i>	<i>0</i>	<i>0</i>	<i>1</i>	<i>0</i>	<i>4</i>
No. of applications outstanding	0	0	0	0	0	0	0	0	0	0	6	93	165	264

It should be noted that the above figures refer to the year in which the application was lodged and NOT to the year in which it was processed.

These statistics reflect activity since the implementation of the Refugee Act 1996 (as amended) on 17/11/2000.

Processing of Outstanding Applications

All adult applicants are scheduled for interview. In February 120 interviews were scheduled. Excluding interviews postponed, applicants attended in 86.3% of cases.

Decisions Returned for Processing

These are EU Dublin II Regulation cases in which their transfers have expired and which have therefore been returned to ORAC for further processing.

The total number of cases returned for processing in 2014 is 17 as at 28th of February.

*2002 only

Table 2 - Activity breakdown for February 2014

Applications

New applications for a declaration as a refugee	83
Re-applications for a declaration as a refugee	0
Total applications for a declaration as a refugee	83

Outcomes

Recommendations to grant an applicant refugee status	4	
Recommendation to refuse an applicant refugee status		
▪ Where section 13(4)(b) applies	49	
▪ Where section 13(5) applies	19	
	- Withdrawn	1
	- Deemed Withdrawn	7
	- Total	8
▪ Where section 13(2) applies		
▪ Where section 22(8) applies	4	
▪ Determinations made under the EU Dublin II Regulation	8	
Unprocessable	0	
Amendment / Adjustment	0	
Total outcomes	92	

Additional activity

Applications returned for processing	4
Recommendations withdrawn/reviewed	0
Previous DII determinations where transfer completed [Deemed Withdrawn s.22(8)]	4
Total additional cases	8

Table 3 - Cases Processed to Completion [2002 to 2014 (28/02)]

	2002	2003	2004	2005	2006	2007	2008	2009	2010	2011	2012	2013	2014
Positive recommendations	894	345	430	455	397	376	295	97	24	61	67	128	10
Negative recommendations following interview	5,965	5,461	4,906	3,952	3,249	2,621	2,942	2,612	1,309	1,050	700	582	127
Other negative recommendations and cases withdrawn	7,565	3,509	1,562	835	598	811	964	797	596	480	287	252	34
Determinations made under the Dublin Convention / EU Dublin II Regulation	191	237	243	439	540	368	385	402	263	243	144	160	19
Unprocessable	586	-911	-20	1	0	-24	-1	0	0	0	0	1	0
Amendment/Adjustment							-4						
Total	15,201	8,641	7,121	5,682	4,784	4,152	4,581	3,908	2,192	1,834	1,198	1,123	190

It should be noted that the above figures refer to the year in which the outcomes were made, and not to the year in which the applications were lodged.

Table 4

Applications received and cases processed to completion which are subject to a Ministerial prioritisation directive under Section 12 of the Refugee Act 1996 - February 2014

Applications


Total applications for a declaration as a refugee **2**

Outcomes

Recommendations to grant an applicant refugee status	0	
Recommendation to refuse an applicant refugee status		
▪ Where section 13(4)(b) applies	4	
▪ Where section 13(5) applies	0	
	- Withdrawn	0
▪ Where section 13(2) applies	- Deemed Withdrawn	0
	- Total	0
▪ Where section 22(8) applies	0	
▪ Determinations made under the EU Dublin II Regulation	0	
Unprocessable	0	
Total outcomes	4	


Table 5 - Applications for a declaration to be a refugee (top 5 nationalities)

Applications in 2014 (28/02)



Nationality	Applications	% of total
Pakistan	12	14.5
Albania	9	10.8
Ukraine	9	10.8
Nigeria	8	9.6
Bangladesh	5	6.0
Others	40	48.2
Total	83	100.0

Applications in 2013 (28/02)



Nationality	Applications	% of total
Nigeria	12	14.5
Albania	9	10.8
Syria	9	10.8
Zimbabwe	6	7.2
Iraq	5	6.0
Others	42	50.6
Total	83	100.0


Table 6 - Family Reunification

Monthly / Year-to-date activity	February		2014	
	Applications	Dependants	Applications	Dependants
Family Reunification files received by ORAC	11	27	26	53
Family Reunification files returned to the Minister	15	23	28	43

Applications outstanding as at 28 Feb 59


Table 7 - Family Reunification files received [Top 5 Nationalities]

Applications in 2014 (28/02)



Nationality	Applications	% of total
Sudan	5	19.2
Afghanistan	4	15.4
Syria	3	11.5
Somalia	2	7.7
Iraq	2	7.7
Others	10	38.5
Total	26	100.0

Applications in 2013 (28/02)



Nationality	Applications	% of total
Somalia	7	15.9
Sudan	6	13.6
Afghanistan	5	11.4
Nigeria	3	6.8
Pakistan	2	4.5
Others	21	47.7
Total	44	100.0