
Office of the Refugee Applications Commissioner



Monthly statistical report January 2014

Contents

Page 1

- Overview of applications

Page 2

- Activity breakdown for January, 2014

Page 3

- Cases processed to completion for 2002 to 2014

Page 4

- Applications received and cases processed to completion which are subject to a Ministerial Prioritisation Directive under section 12 of the Refugee Act, 1996.

Page 5

- Applications for asylum (top 5 nationalities)

Page 6

- Family Reunification data

Table 1 - Activity from 20/11/2000

Applications	Pre 2003	2003	2004	2005	2006	2007	2008	2009	2010	2011	2012	2013	2014	Total
New applications for a declaration as a refugee	*11598	7,483	4,265	4,304	4,241	3,933	3,807	2,660	1,918	1,282	940	938	98	35,869
Re-applications for a declaration as a refugee	*36	417	501	19	73	52	59	29	21	8	16	8	1	1,204
Total applications for a declaration as a refugee	*11634	7,900	4,766	4,323	4,314	3,985	3,866	2,689	1,939	1,290	956	946	99	37,073
Balance of applications awaiting a recommendation from 17/11/00	9,427													
Applications received from 20/11/00	23,091	7,900	4,766	4,323	4,314	3,985	3,866	2,689	1,939	1,290	956	946	99	60,164
Decisions returned for processing	293	36	147	184	213	122	134	130	113	69	31	1	0	1,473
Previous DII determinations where transfer completed [Deemed Withdrawn S22(8)]	0	0	0	3	8	80	266	227	147	96	77	52	0	956
No. of applications processed since 20/11/00	32,810	7,936	4,913	4,506	4,526	4,107	4,000	2,819	2,052	1,359	981	782	4	70,795
<i>Unprocessable</i>	<i>1</i>	<i>0</i>	<i>0</i>	<i>1</i>	<i>1</i>	<i>0</i>	<i>0</i>	<i>0</i>	<i>0</i>	<i>0</i>	<i>0</i>	<i>1</i>	<i>0</i>	<i>4</i>
No. of applications outstanding	0	0	0	0	0	0	0	0	0	0	6	164	95	265

It should be noted that the above figures refer to the year in which the application was lodged and NOT to the year in which it was processed.

These statistics reflect activity since the implementation of the Refugee Act 1996 (as amended) on 17/11/2000.

Processing of Outstanding Applications

All adult applicants are scheduled for interview. In January 112 interviews were scheduled. Excluding interviews postponed, applicants attended in 75.9% of cases.

Decisions Returned for Processing

These are EU Dublin II Regulation cases in which their transfers have expired and which have therefore been returned to ORAC for further processing.

The total number of cases returned for processing in 2014 is 13 as at 31st of January.

*2002 only

Table 2 - Activity breakdown for January 2014

Applications

New applications for a declaration as a refugee	98
Re-applications for a declaration as a refugee	1
Total applications for a declaration as a refugee	99

Outcomes

Recommendations to grant an applicant refugee status	6	
Recommendation to refuse an applicant refugee status		
▪ Where section 13(4)(b) applies	43	
▪ Where section 13(5) applies	16	
	- Withdrawn	0
▪ Where section 13(2) applies	- Deemed Withdrawn	19
	- Total	19
▪ Where section 22(8) applies	3	
▪ Determinations made under the EU Dublin II Regulation	11	
Unprocessable	0	
Amendment / Adjustment	0	
Total outcomes	98	

Additional activity

Applications returned for processing	13
Recommendations withdrawn/reviewed	0
Previous DII determinations where transfer completed [Deemed Withdrawn s.22(8)]	3
Total additional cases	16

Table 3 - Cases Processed to Completion [2002 to 2014 (31/01)]

	2002	2003	2004	2005	2006	2007	2008	2009	2010	2011	2012	2013	2014
Positive recommendations	894	345	430	455	397	376	295	97	24	61	67	128	6
Negative recommendations following interview	5,965	5,461	4,906	3,952	3,249	2,621	2,942	2,612	1,309	1,050	700	582	59
Other negative recommendations and cases withdrawn	7,565	3,509	1,562	835	598	811	964	797	596	480	287	252	22
Determinations made under the Dublin Convention / EU Dublin II Regulation	191	237	243	439	540	368	385	402	263	243	144	160	11
Unprocessable	586	-911	-20	1	0	-24	-1	0	0	0	0	1	0
Amendment/Adjustment							-4						
Total	15,201	8,641	7,121	5,682	4,784	4,152	4,581	3,908	2,192	1,834	1,198	1,123	98

It should be noted that the above figures refer to the year in which the outcomes were made, and not to the year in which the applications were lodged.

Table 4

Applications received and cases processed to completion which are subject to a Ministerial prioritisation directive under Section 12 of the Refugee Act 1996 - January 2014

Applications

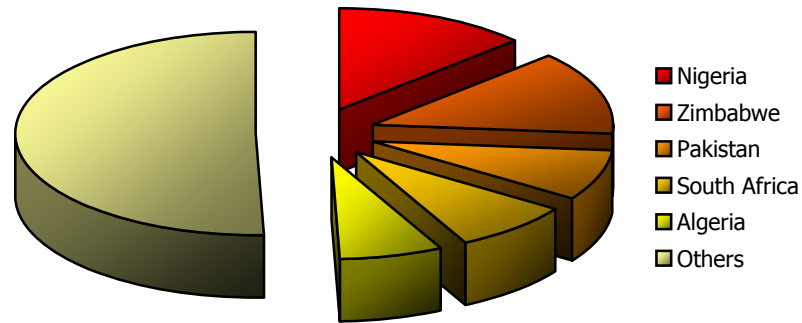
Total applications for a declaration as a refugee **8**

Outcomes

Recommendations to grant an applicant refugee status	0	
Recommendation to refuse an applicant refugee status		
▪ Where section 13(4)(b) applies	2	
▪ Where section 13(5) applies	3	
	- Withdrawn	0
▪ Where section 13(2) applies	- Deemed Withdrawn	0
	- Total	0
▪ Where section 22(8) applies	0	
▪ Determinations made under the EU Dublin II Regulation	0	
Unprocessable	0	
Total outcomes	5	


Table 5 - Applications for a declaration to be a refugee (top 5 nationalities)

Applications in 2014 (31/01)



Nationality	Applications	% of total
Nigeria	13	13.1
Zimbabwe	13	13.1
Pakistan	8	8.1
South Africa	8	8.1
Algeria	7	7.1
Others	50	50.5
Total	99	100.0

Applications in 2013 (31/01)



Nationality	Applications	% of total
Nigeria	12	15.0
Pakistan	9	11.3
Afghanistan	6	7.5
Mali	6	7.5
South Africa	5	6.3
Others	42	52.5
Total	80	100.0

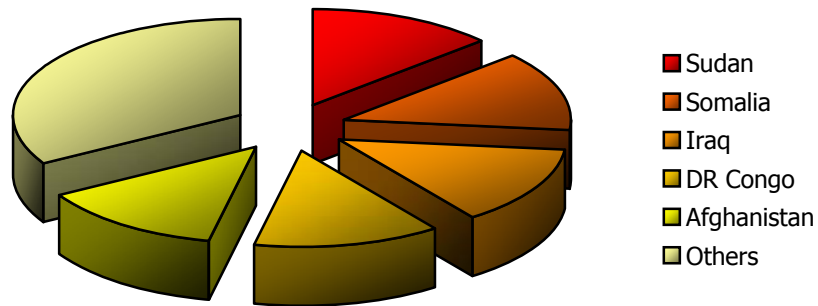
Table 6 - Family Reunification

Monthly / Year-to-date activity	January		2014	
	Applications	Dependants	Applications	Dependants
Family Reunification files received by ORAC	15	26	15	26
Family Reunification files returned to the Minister	13	20	13	20

Applications outstanding as at 31-January 63

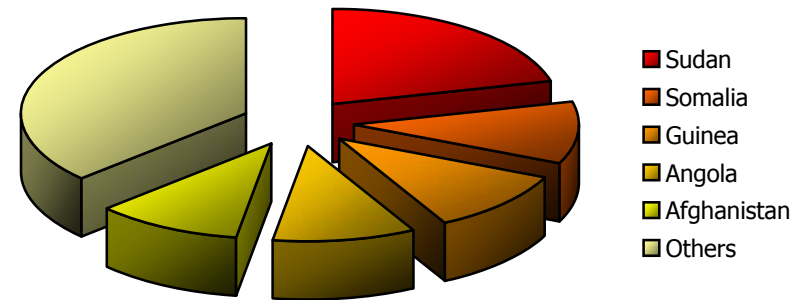
Table 7 - Family Reunification files received [Top 5 Nationalities]

Applications in 2014 (31/01)



Nationality	Applications	% of total
Sudan	2	13.3
Somalia	2	13.3
Iraq	2	13.3
DR Congo	2	13.3
Afghanistan	2	13.3
Others	5	33.3
Total	15	100.0

Applications in 2013 (31/01)



Nationality	Applications	% of total
Sudan	4	21.1
Somalia	2	10.5
Guinea	2	10.5
Angola	2	10.5
Afghanistan	2	10.5
Others	7	36.8
Total	19	100.0