
Office of the Refugee Applications Commissioner



Monthly statistical report May 2013

Contents

Page 1

- Overview of applications

Page 2

- Activity breakdown for May, 2013

Page 3

- Cases processed to completion for 2002 to 2013

Page 4

- Applications received and cases processed to completion which are subject to a Ministerial Prioritisation Directive under section 12 of the Refugee Act, 1996.

Page 5

- Applications for asylum (top 5 nationalities)

Page 6

- Family Reunification data

Table 1 - Activity from 20/11/2000

Applications	Pre 2003	2003	2004	2005	2006	2007	2008	2009	2010	2011	2012	2013	Total
New applications for a declaration as a refugee	*11598	7,483	4,265	4,304	4,241	3,933	3,807	2,660	1,918	1,282	940	393	35,226
Re-applications for a declaration as a refugee	*36	417	501	19	73	52	59	29	21	8	16	6	1,201
Total applications for a declaration as a refugee	*11634	7,900	4,766	4,323	4,314	3,985	3,866	2,689	1,939	1,290	956	399	36,427
Balance of applications awaiting a recommendation from 17/11/00	9,427												
Applications received from 20/11/00	23,091	7,900	4,766	4,323	4,314	3,985	3,866	2,689	1,939	1,290	956	399	59,518
Decisions returned for processing	293	36	147	184	211	122	132	127	111	52	2	0	1,417
Previous DII determinations where transfer completed [Deemed Withdrawn S22(8)]	0	0	0	3	6	80	266	227	147	96	71	12	908
No. of applications processed since 20/11/00	32,810	7,936	4,913	4,506	4,524	4,107	3,998	2,816	2,048	1,338	932	181	70,109
<i>Unprocessable</i>	<i>1</i>	<i>0</i>	<i>0</i>	<i>1</i>	<i>1</i>	<i>0</i>	<i>0</i>	<i>0</i>	<i>0</i>	<i>0</i>	<i>0</i>	<i>0</i>	<i>3</i>
No. of applications outstanding	0	0	0	0	0	0	0	0	2	4	26	218	250

It should be noted that the above figures refer to the year in which the application was lodged and NOT to the year in which it was processed. These statistics reflect activity since the implementation of the Refugee Act 1996 (as amended) on 17/11/2000.

Processing of Outstanding Applications

All adult applicants are scheduled for interview. In May 133 interviews were scheduled. Excluding interviews postponed, applicants attended in 89.4 of cases.

Decisions Returned for Processing

These are EU Dublin II Regulation cases in which their transfers have expired and which have therefore been returned to ORAC for further processing.

The total number of cases returned for processing in 2013 is 55 as at 31st May.

*2002 only

Table 2 - Activity breakdown for May 2013

Applications

New applications for a declaration as a refugee	79
Re-applications for a declaration as a refugee	1
Total applications for a declaration as a refugee	80

Outcomes

Recommendations to grant an applicant refugee status	16	
Recommendation to refuse an applicant refugee status		
▪ Where section 13(4)(b) applies	39	
▪ Where section 13(5) applies	8	
	- Withdrawn	8
▪ Where section 13(2) applies	- Deemed Withdrawn	11
	- Total	19
▪ Where section 22(8) applies	7	
▪ Determinations made under the EU Dublin II Regulation	10	
Unprocessable	0	
Amendment / Adjustment	0	
Total outcomes	99	

Additional activity

Applications returned for processing	9
Recommendations withdrawn/reviewed	7
Previous DII determinations where transfer completed [Deemed Withdrawn s.22(8)]	7
Total additional cases	23

Table 3 - Cases Processed to Completion [2002 to 2013 (31/05)]

	2002	2003	2004	2005	2006	2007	2008	2009	2010	2011	2012	2013
Positive recommendations	894	345	430	455	397	376	295	97	24	61	67	60
Negative recommendations following interview	5,965	5,461	4,906	3,952	3,249	2,621	2,942	2,612	1,309	1,050	700	231
Other negative recommendations and cases withdrawn	7,565	3,509	1,562	835	598	811	964	797	596	480	287	119
Determinations made under the Dublin Convention / EU Dublin II Regulation	191	237	243	439	540	368	385	402	263	243	144	66
Unprocessable	586	-911	-20	1	0	-24	-1	0	0	0	0	0
Amendment/Adjustment							-4					
Total	15,201	8,641	7,121	5,682	4,784	4,152	4,581	3,908	2,192	1,834	1,198	476

It should be noted that the above figures refer to the year in which the outcomes were made, and not to the year in which the applications were lodged.

Table 4

Applications received and cases processed to completion which are subject to a Ministerial prioritisation directive under Section 12 of the Refugee Act 1996 - May 2013

Applications


Total applications for a declaration as a refugee **4**

Outcomes

Recommendations to grant an applicant refugee status	0	
Recommendation to refuse an applicant refugee status		
▪ Where section 13(4)(b) applies	0	
▪ Where section 13(5) applies	1	
	- Withdrawn	0
▪ Where section 13(2) applies	- Deemed Withdrawn	0
	- Total	0
▪ Where section 22(8) applies	0	
▪ Determinations made under the EU Dublin II Regulation	0	
Unprocessable	0	
Total outcomes	1	

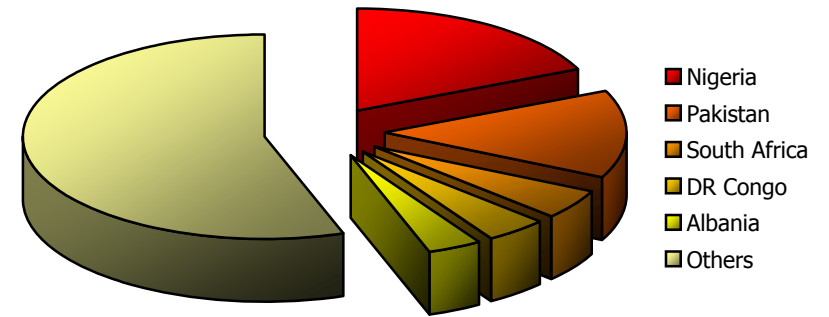
Table 5 - Applications for a declaration to be a refugee (top 5 nationalities)

Applications in 2013 (31/05)



Nationality	Applications	% of total
Nigeria	60	16.3
Pakistan	45	9.7
Syria	27	7.5
DR Congo	27	6.6
Albania	23	5.3
Others	217	54.4
Total	399	100.0

Applications in 2012 (31/05)



Nationality	Applications	% of total
Nigeria	71	14.8
Pakistan	54	13.2
South Africa	18	5.3
DR Congo	16	4.9
Albania	15	4.5
Others	214	55.2
Total	388	100.0

Table 6 - Family Reunification


Monthly / Year-to-date activity

	May		2013	
	Applications	Dependants	Applications	Dependants
Family Reunification files received by ORAC	16	34	71	136
Family Reunification files returned to the Minister	21	38	67	143

Applications outstanding as at 31-May: 62

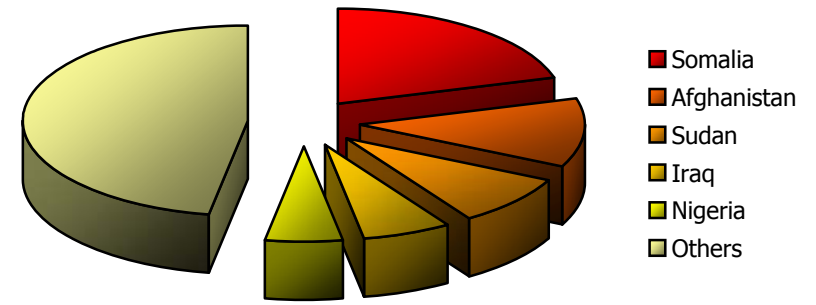
Table 7 - Family Reunification files received [Top 5 Nationalities]

Applications in 2013 (31/05)



Nationality	Applications	% of total
Somalia	15	21.1
Afghanistan	10	14.1
Sudan	8	11.3
Nigeria	6	8.5
Egypt	4	5.6
Others	28	39.4
Total	71	100.0

Applications in 2012 (31/05)



Nationality	Applications	% of total
Somalia	19	20.4
Afghanistan	11	11.8
Sudan	8	8.6
Iraq	6	6.5
Nigeria	5	5.4
Others	44	47.3
Total	93	100.0