
Office of the Refugee Applications Commissioner



www.orac.ie

Monthly statistical report April 2013

Contents

[Page 1](#)

- Overview of applications

[Page 2](#)

- Activity breakdown for April, 2013

[Page 3](#)

- Cases processed to completion for 2002 to 2013

[Page 4](#)

- Applications received and cases processed to completion which are subject to a Ministerial Prioritisation Directive under section 12 of the Refugee Act, 1996.

[Page 5](#)

- Applications for asylum (top 5 nationalities)

[Page 6](#)

- Family Reunification data

Table 1 - Activity from 20/11/2000

Applications	Pre 2003	2003	2004	2005	2006	2007	2008	2009	2010	2011	2012	2013	Total
New applications for a declaration as a refugee	*11598	7,483	4,265	4,304	4,241	3,933	3,807	2,660	1,918	1,282	940	314	35,147
Re-applications for a declaration as a refugee	*36	417	501	19	73	52	59	29	21	8	16	5	1,200
Total applications for a declaration as a refugee	*11634	7,900	4,766	4,323	4,314	3,985	3,866	2,689	1,939	1,290	956	319	36,347
Balance of applications awaiting a recommendation from 17/11/00	9,427												
Applications received from 20/11/00	23,091	7,900	4,766	4,323	4,314	3,985	3,866	2,689	1,939	1,290	956	319	59,438
Decisions returned for processing	293	36	147	184	211	121	129	126	111	48	2	0	1,408
Previous DII determinations where transfer completed [Deemed Withdrawn S22(8)]	0	0	0	3	6	80	266	227	147	95	70	7	901
No. of applications processed since 20/11/00	32,810	7,936	4,913	4,506	4,524	4,106	3,995	2,815	2,050	1,333	914	123	70,025
<i>Unprocessable</i>	<i>1</i>	<i>0</i>	<i>0</i>	<i>1</i>	<i>1</i>	<i>0</i>	<i>0</i>	<i>0</i>	<i>0</i>	<i>0</i>	<i>0</i>	<i>0</i>	<i>3</i>
No. of applications outstanding	0	0	0	0	0	0	0	0	0	5	44	196	245

It should be noted that the above figures refer to the year in which the application was lodged and NOT to the year in which it was processed. These statistics reflect activity since the implementation of the Refugee Act 1996 (as amended) on 17/11/2000.

Processing of Outstanding Applications

All adult applicants are scheduled for interview. In April 113 interviews were scheduled. Excluding interviews postponed, applicants attended in 68.14% of cases.

Decisions Returned for Processing

These are EU Dublin II Regulation cases in which their transfers have expired and which have therefore been returned to ORAC for further processing.

The total number of cases returned for processing in 2013 is 46 as at 30th April.

*2002 only

Table 2 - Activity breakdown for April 2013

Applications

New applications for a declaration as a refugee	91
Re-applications for a declaration as a refugee	1
Total applications for a declaration as a refugee	92

Outcomes

Recommendations to grant an applicant refugee status	18	
Recommendation to refuse an applicant refugee status		
▪ Where section 13(4)(b) applies	32	
▪ Where section 13(5) applies	8	
	- Withdrawn	2
▪ Where section 13(2) applies	- Deemed Withdrawn	17
	- Total	19
▪ Where section 22(8) applies	3	
▪ Determinations made under the EU Dublin II Regulation	11	
Unprocessable	0	
Amendment / Adjustment	0	
Total outcomes	91	

Additional activity

Applications returned for processing	14
Recommendations withdrawn/reviewed	0
Previous DII determinations where transfer completed [Deemed Withdrawn s.22(8)]	3
Total additional cases	17

Table 3 - Cases Processed to Completion [2002 to 2013 (30/04)]

	2002	2003	2004	2005	2006	2007	2008	2009	2010	2011	2012	2013
Positive recommendations	894	345	430	455	397	376	295	97	24	61	67	44
Negative recommendations following interview	5,965	5,461	4,906	3,952	3,249	2,621	2,942	2,612	1,309	1,050	700	184
Other negative recommendations and cases withdrawn	7,565	3,509	1,562	835	598	811	964	797	596	480	287	93
Determinations made under the Dublin Convention / EU Dublin II Regulation	191	237	243	439	540	368	385	402	263	243	144	56
Unprocessable	586	-911	-20	1	0	-24	-1	0	0	0	0	0
Amendment/Adjustment							-4					
Total	15,201	8,641	7,121	5,682	4,784	4,152	4,581	3,908	2,192	1,834	1,198	377

It should be noted that the above figures refer to the year in which the outcomes were made, and not to the year in which the applications were lodged.

Table 4

Applications received and cases processed to completion which are subject to a Ministerial prioritisation directive under Section 12 of the Refugee Act 1996 - April 2013

Applications


Total applications for a declaration as a refugee **2**

Outcomes

Recommendations to grant an applicant refugee status	1	
Recommendation to refuse an applicant refugee status		
▪ Where section 13(4)(b) applies	0	
▪ Where section 13(5) applies	1	
	- Withdrawn	1
▪ Where section 13(2) applies	- Deemed Withdrawn	0
	- Total	1
▪ Where section 22(8) applies	0	
▪ Determinations made under the EU Dublin II Regulation	0	
Unprocessable	0	
Total outcomes	3	

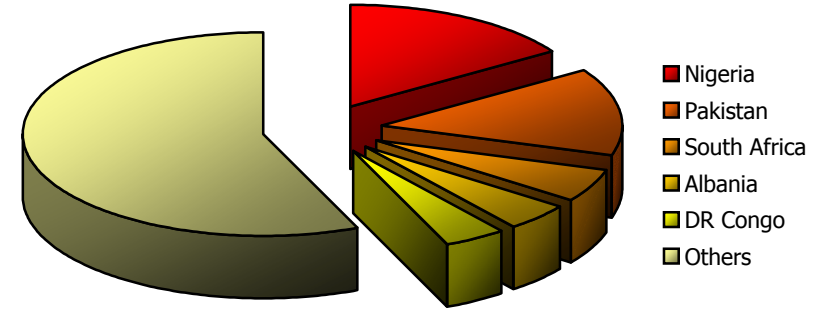
Table 5 - Applications for a declaration to be a refugee (top 5 nationalities)

Applications in 2013 (30/04)



Nationality	Applications	% of total
Nigeria	52	16.3
Pakistan	37	9.7
Syria	24	7.5
Albania	20	6.6
DR Congo	18	5.3
Others	168	52.7
Total	319	100.0

Applications in 2012 (30/04)



Nationality	Applications	% of total
Nigeria	49	14.8
Pakistan	44	13.2
South Africa	16	5.3
Albania	14	4.9
DR Congo	13	4.5
Others	176	56.4
Total	312	100.0


Table 6 - Family Reunification

Monthly / Year-to-date activity	April		2013	
	Applications	Dependants	Applications	Dependants
Family Reunification files received by ORAC	11	17	55	102
Family Reunification files returned to the Minister	15	37	45	104

Applications outstanding as at 30-Apr: 69


Table 7 - Family Reunification files received [Top 5 Nationalities]

Applications in 2013 (30/04)



Nationality	Applications	% of total
Somalia	9	16.4
Sudan	8	14.5
Afghanistan	7	12.7
Nigeria	5	9.1
Egypt	3	5.5
Others	23	41.8
Total	55	100.0

Applications in 2012 (30/04)



Nationality	Applications	% of total
Somalia	10	15.2
Afghanistan	8	12.1
Sudan	5	7.6
Iraq	5	7.6
Zimbabwe	3	4.5
Others	35	53.0
Total	66	100.0