
Office of the Refugee Applications Commissioner



www.orac.ie

Monthly statistical report September 2011

Contents

Page 1

- Overview of applications

Page 2

- Activity breakdown for September, 2011

Page 3

- Cases processed to completion for 2002 to 2011

Page 4

- Applications received and cases processed to completion which are subject to a Ministerial Prioritisation Directive under section 12 of the Refugee Act, 1996.

Page 5

- Applications for asylum (top 5 nationalities)

Page 6

- Family Reunification breakdown

Table 1 - Activity from 20/11/2000

Applications	Pre 2003	2003	2004	2005	2006	2007	2008	2009	2010	2011	Total
New applications for a declaration as a refugee	*11598	7,483	4,265	4,304	4,241	3,933	3,807	2,660	1,918	999	33,610
Re-applications for a declaration as a refugee	*36	417	501	19	73	52	59	29	21	6	1,177
Total applications for a declaration as a refugee	*11634	7,900	4,766	4,323	4,314	3,985	3,866	2,689	1,939	1,005	34,787
Balance of applications awaiting a recommendation from 17/11/00	9,427										
Applications received from 20/11/00	23,091	7,900	4,766	4,323	4,314	3,985	3,866	2,689	1,939	1,005	57,878
Decisions returned for processing	293	36	147	184	211	120	120	105	12	2	1,230
Previous DII determinations where transfer completed [Deemed Withdrawn S22(8)]	0	0	0	3	6	79	265	225	138	44	760
No. of applications processed since 20/11/00	32,810	7,936	4,913	4,505	4,524	4,104	3,981	2,786	1,936	755	68,250
<i>Unprocessable</i>	<i>1</i>	<i>0</i>	<i>0</i>	<i>1</i>	<i>1</i>	<i>0</i>	<i>0</i>	<i>0</i>	<i>0</i>	<i>0</i>	<i>3</i>
No. of applications outstanding	0	0	0	1	0	1	5	8	15	253	283

It should be noted that the above figures refer to the year in which the application was lodged and NOT to the year in which it was processed. These statistics reflect activity since the implementation of the Refugee Act 1996 (as amended) on 17/11/2000.

Processing of Outstanding Applications

All adult applicants are scheduled for interview. In September 105 interviews were scheduled. Excluding interviews postponed, applicants attended in 87.6% of cases.

Decisions Returned for Processing

These are EU Dublin II Regulation cases in which their transfers have expired and which have therefore been returned to ORAC for further processing.

The total number of cases returned for processing in 2011 is 90 as at 30th of September

*2002 only

Table 2 - Activity breakdown for September 2011

Applications

New applications for a declaration as a refugee	95
Re-applications for a declaration as a refugee	0
Total applications for a declaration as a refugee	95

Recommendations

Recommendations to grant an applicant refugee status	4
Recommendation to refuse an applicant refugee status	
▪ Where section 13(4)(b) applies	60
▪ Where section 13(5) applies	31
	- Withdrawn 6
▪ Where section 13(2) applies	- Deemed Withdrawn 10
	- Total 16
▪ Where section 22(8) applies	6
▪ Determinations made under the EU Dublin II Regulation	26
Unprocessable	0
Amendment / Adjustment	0
Total recommendations made	143

Additional cases

Cases returned for processing	5
Decisions withdrawn/reviewed	4
Previous DII determinations where transfer completed [Deemed Withdrawn s.22(8)]	6
Total additional cases	15

Table 3 - Cases Processed to Completion [2002 to 2011 (30/09)]

	2002	2003	2004	2005	2006	2007	2008	2009	2010	2011
Positive recommendations	894	345	430	455	397	376	295	97	24	40
Negative recommendations following interview	5,965	5,461	4,906	3,952	3,249	2,621	2,942	2,612	1,309	840
Other negative recommendations and cases withdrawn	7,565	3,509	1,562	835	598	811	964	797	596	398
Determinations made under the Dublin Convention / EU Dublin II Regulation	191	237	243	439	540	368	385	402	263	197
Unprocessable	586	-911	-20	1	0	-24	-1	0	0	0
Amendment/Adjustment							-4			
Total	15,201	8,641	7,121	5,682	4,784	4,152	4,581	3,908	2,192	1,475

It should be noted that the above figures refer to the year in which the recommendations were made, and not to the year in which the applications were lodged.

Table 4

Applications received and cases processed to completion which are subject to a Ministerial prioritisation directive under Section 12 of the Refugee Act 1996 - September 2011

Applications


Total applications for a declaration as a refugee **5**

Recommendations

Recommendations to grant an applicant refugee status	0	
Recommendation to refuse an applicant refugee status		
▪ Where section 13(4)(b) applies	0	
▪ Where section 13(5) applies	2	
	- Withdrawn	0
▪ Where section 13(2) applies	- Deemed Withdrawn	1
	- Total	1
▪ Where section 22(8) applies	0	
▪ Determinations made under the EU Dublin II Regulation	0	
Unprocessable	0	
Total recommendations made	3	

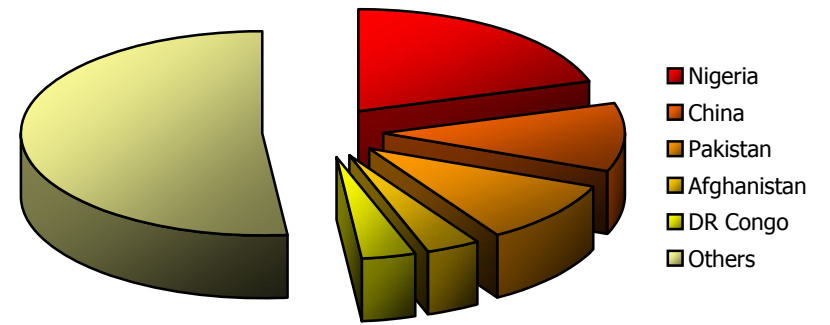
Table 5 - Applications for a declaration to be a refugee (top 5 nationalities)

Applications in 2011 (30/09)



Nationality	Applications	% of total
Nigeria	145	14.4
Pakistan	136	13.5
China	132	13.1
Zimbabwe	54	5.4
DR Congo	49	4.9
Others	489	48.7
Total	1,005	100.0

Applications in 2010 (30/09)



Nationality	Applications	% of total
Nigeria	307	20.2
China	163	10.7
Pakistan	154	10.2
Afghanistan	55	3.6
DR Congo	53	3.5
Others	785	51.7
Total	1,517	100.0

Table 6 - Family Reunification Applications and Cases Processed

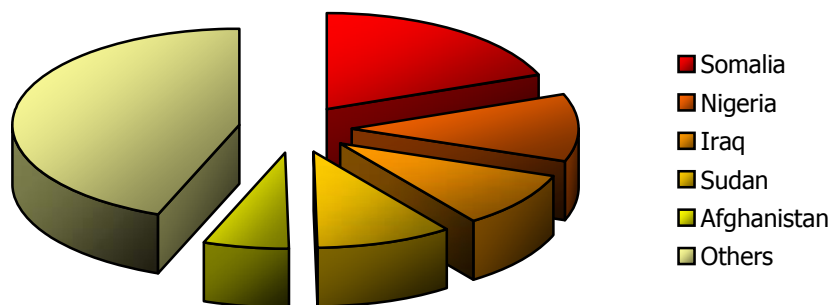
Monthly / Year-to-date activity	August		2011	
	Applications	Dependants	Applications	Dependants
Family Reunification applications received by ORAC	11	14	177	310
Cases commenced (questionnaire issued)	17	21	176	390
Cases processed to completion (report to Minister)	30	43	177	320

Overall activity

	2001 - 2011	
	Applications	Dependants
Family Reunification applications received to date	4,107	8,876
Total Family Reunification applications processed to date	3,928	8,565
Number of cases outstanding	179	311

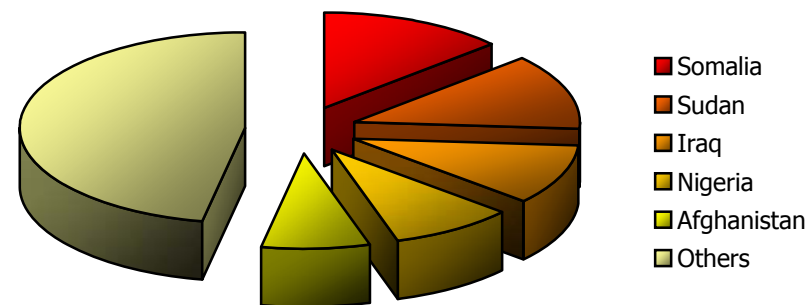
Table 7 - Family Reunification Applications [Top 5 Nationalities]

Applications in 2011 (30/09)



Nationality	Applications	% of total
Somalia	34	19.2
Nigeria	20	11.3
Iraq	17	9.6
Sudan	17	9.6
Afghanistan	11	6.2
Others	78	44.1
Total	177	100.0

Applications in 2010 (30/09)



Nationality	Applications	% of total
Somalia	36	13.4
Sudan	34	12.6
Iraq	28	10.4
Nigeria	24	8.9
Afghanistan	21	7.8
Others	126	46.8
Total	269	100.0