
Office of the Refugee Applications Commissioner



www.orac.ie

Monthly statistical report April 2011

Contents

Page 1

- Overview of applications

Page 2

- Activity breakdown for April, 2011

Page 3

- Cases processed to completion for 2002 to 2011

Page 4

- Applications received and cases processed to completion which are subject to a Ministerial Prioritisation Directive under section 12 of the Refugee Act, 1996.

Page 5

- Applications for asylum (top 5 nationalities)

Page 6

- Family Reunification breakdown

Table 1 - Activity from 20/11/2000

Applications	Pre 2003	2003	2004	2005	2006	2007	2008	2009	2010	2011	Total
New applications for a declaration as a refugee	*11598	7,483	4,265	4,304	4,241	3,933	3,807	2,660	1,918	470	33,081
Re-applications for a declaration as a refugee	*36	417	501	19	73	52	59	29	21	2	1,173
Total applications for a declaration as a refugee	*11634	7,900	4,766	4,323	4,314	3,985	3,866	2,689	1,939	472	34,254
Balance of applications awaiting a recommendation from 17/11/00	9,427										
Applications received from 20/11/00	23,091	7,900	4,766	4,323	4,314	3,985	3,866	2,689	1,939	472	57,345
Decisions returned for processing	293	36	147	184	211	120	119	74	6	1	1,191
Previous DII determinations where transfer completed [Deemed Withdrawn S22(8)]	0	0	0	2	6	79	265	224	124	6	706
No. of applications processed since 20/11/00	32,810	7,936	4,913	4,505	4,524	4,103	3,979	2,738	1,856	170	67,534
<i>Unprocessable</i>	<i>1</i>	<i>0</i>	<i>0</i>	<i>1</i>	<i>1</i>	<i>0</i>	<i>0</i>	<i>0</i>	<i>0</i>	<i>0</i>	<i>3</i>
No. of applications outstanding	0	0	0	1	0	2	6	25	89	303	426

It should be noted that the above figures refer to the year in which the application was lodged and NOT to the year in which it was processed.

These statistics reflect activity since the implementation of the Refugee Act 1996 (as amended) on 17/11/2000

Processing of Outstanding Applications

All adult applicants are scheduled for interview. In April 207 interviews were scheduled. Excluding interviews postponed, applicants attended in 95.6% of cases.

Decisions Returned for Processing

These are EU Dublin II Regulation cases in which their transfers have expired and which have therefore been returned to ORAC for further processing.

The total number of cases returned for processing in 2011 is 52 as at 30th of April.

*2002 only

Table 2 - Activity breakdown for April 2011

Applications

New applications for a declaration as a refugee	87
Re-applications for a declaration as a refugee	0
Total applications for a declaration as a refugee	87

Recommendations

Recommendations to grant an applicant refugee status	3
Recommendation to refuse an applicant refugee status	
▪ Where section 13(4)(b) applies	41
▪ Where section 13(5) applies	45
	- Withdrawn 4
▪ Where section 13(2) applies	- Deemed Withdrawn 37
	- Total 41
▪ Where section 22(8) applies	4
▪ Determinations made under the EU Dublin II Regulation	20
Unprocessable	0
Amendment / Adjustment	0
Total recommendations made	154

Additional cases

Cases returned for processing	24
Decisions withdrawn/reviewed	0
Previous DII determinations where transfer completed [Deemed Withdrawn s.22(8)]	4
Total additional cases	28

Table 3 - Cases Processed to Completion [2002 to 2011 (30/04)]

	2002	2003	2004	2005	2006	2007	2008	2009	2010	2011
Positive recommendations	894	345	430	455	397	376	295	97	24	17
Negative recommendations following interview	5,965	5,461	4,906	3,952	3,249	2,621	2,942	2,612	1,309	389
Other negative recommendations and cases withdrawn	7,565	3,509	1,562	835	598	811	964	797	596	197
Determinations made under the Dublin Convention / EU Dublin II Regulation	191	237	243	439	540	368	385	402	263	95
Unprocessable	586	-911	-20	1	0	-24	-1	0	0	0
Amendment/Adjustment							-4			
Total	15,201	8,641	7,121	5,682	4,784	4,152	4,581	3,908	2,192	698

It should be noted that the above figures refer to the year in which the recommendations were made, and not to the year in which the applications were lodged.

Table 4

Applications received and cases processed to completion which are subject to a Ministerial prioritisation directive under Section 12 of the Refugee Act 1996 - April 2011

Applications

Total applications for a declaration as a refugee 1

Recommendations

Recommendations to grant an applicant refugee status 0

Recommendation to refuse an applicant refugee status

▪ Where section 13(4)(b) applies 1

▪ Where section 13(5) applies 4

- Withdrawn 0

▪ Where section 13(2) applies - Deemed Withdrawn 1

- Total 1

▪ Where section 22(8) applies 0


▪ Determinations made under the EU Dublin II Regulation 0

Unprocessable 0

Total recommendations made 6


Table 5 - Applications for a declaration to be a refugee (top 5 nationalities)

Applications in 2011 (30/04)



Nationality	Applications	% of total
China	76	16.1
Nigeria	63	13.3
Pakistan	55	11.7
Zimbabwe	29	6.1
DR Congo	25	5.3
Others	224	47.5
Total	472	100.0

Applications in 2010 (30/04)



Nationality	Applications	% of total
Nigeria	157	22.7
Pakistan	70	10.1
China	59	8.5
Afghanistan	33	4.8
Ghana	30	4.3
Others	344	49.6
Total	693	100.0

Table 6 - Family Reunification Applications and Cases Processed

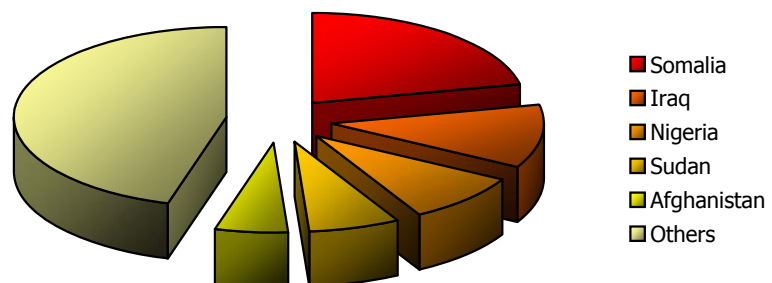
Monthly / Year-to-date activity	April		2011	
	Applications	Dependants	Applications	Dependants
Family Reunification applications received by ORAC	25	44	88	160
Cases commenced (questionnaire issued)	25	44	88	160
Cases processed to completion (report to Minister)	2	3	26	49

Overall activity

	2001 - 2011	
	Applications	Dependants
Family Reunification applications received to date	4,017	8,724
Total Family Reunification applications processed to date	3,784	8,309
Number of cases outstanding	233	415


Table 7 - Family Reunification Applications [Top 5 Nationalities]

Applications in 2011 (30/04)



Nationality	Applications	% of total
Somalia	19	21.6
Iraq	10	11.4
Nigeria	8	9.1
Sudan	6	6.8
Afghanistan	5	5.7
Others	40	45.5
Total	88	100.0

Applications in 2010 (30/04)



Nationality	Applications	% of total
Sudan	20	15.5
Somalia	14	10.9
Iraq	12	9.3
Afghanistan	10	7.8
DR Congo	8	6.2
Others	65	50.4
Total	129	100.0