
Office of the Refugee Applications Commissioner



www.orac.ie

Monthly statistical report February 2011

Contents

Page 1

- Overview of applications

Page 2

- Activity breakdown for February, 2011

Page 3

- Cases processed to completion for 2002 to 2011

Page 4

- Applications received and cases processed to completion which are subject to a Ministerial Prioritisation Directive under section 12 of the Refugee Act, 1996.

Page 5

- Applications for asylum (top 5 nationalities)

Page 6

- Family Reunification breakdown

Table 1 - Activity from 20/11/2000

Applications	Pre 2003	2003	2004	2005	2006	2007	2008	2009	2010	2011	Total
New applications for a declaration as a refugee	*11598	7,483	4,265	4,304	4,241	3,933	3,807	2,660	1,918	256	32,867
Re-applications for a declaration as a refugee	*36	417	501	19	73	52	59	29	21	2	1,173
Total applications for a declaration as a refugee	*11634	7,900	4,766	4,323	4,314	3,985	3,866	2,689	1,939	258	34,040
Balance of applications awaiting a recommendation from 17/11/00	9,427										
Applications received from 20/11/00	23,091	7,900	4,766	4,323	4,314	3,985	3,866	2,689	1,939	258	57,131
Decisions returned for processing	293	36	147	183	211	120	119	46	4	0	1,159
Previous DII determinations where transfer completed [Deemed Withdrawn S22(8)]	0	0	0	1	6	79	265	224	109	1	685
No. of applications processed since 20/11/00	32,810	7,936	4,913	4,504	4,524	4,100	3,977	2,724	1,729	18	67,235
<i>Unprocessable</i>	<i>1</i>	<i>0</i>	<i>0</i>	<i>1</i>	<i>1</i>	<i>0</i>	<i>0</i>	<i>0</i>	<i>0</i>	<i>0</i>	<i>3</i>
No. of applications outstanding	0	0	0	1	0	5	8	11	214	240	479

It should be noted that the above figures refer to the year in which the application was lodged and NOT to the year in which it was processed.

These statistics reflect activity since the implementation of the Refugee Act 1996 (as amended) on 17/11/2000

Processing of Outstanding Applications

All adult applicants are scheduled for interview. In February 233 interviews were scheduled. Excluding interviews postponed, applicants attended in 78.8% of cases.

Decisions Returned for Processing

These are EU Dublin II Regulation cases in which their transfers have expired and which have therefore been returned to ORAC for further processing.

The total number of cases returned for processing in 2011 is 20 as at 28th of February.

*2002 only

Table 2 - Activity breakdown for February 2011

Applications

New applications for a declaration as a refugee	123
Re-applications for a declaration as a refugee	2
Total applications for a declaration as a refugee	125

Recommendations

Recommendations to grant an applicant refugee status	8
Recommendation to refuse an applicant refugee status	
▪ Where section 13(4)(b) applies	65
▪ Where section 13(5) applies	40
	- Withdrawn 5
▪ Where section 13(2) applies	- Deemed Withdrawn 32
	- Total 37
▪ Where section 22(8) applies	15
▪ Determinations made under the EU Dublin II Regulation	20
Unprocessable	0
Amendment / Adjustment	0
Total recommendations made	185

Additional cases

Cases returned for processing	7
Decisions withdrawn/reviewed	2
Previous DII determinations where transfer completed [Deemed Withdrawn s.22(8)]	15
Total additional cases	24

Table 3 - Cases Processed to Completion [2002 to 2011 (28/02)]

	2002	2003	2004	2005	2006	2007	2008	2009	2010	2011
Positive recommendations	894	345	430	455	397	376	295	97	24	13
Negative recommendations following interview	5,965	5,461	4,906	3,952	3,249	2,621	2,942	2,612	1,309	208
Other negative recommendations and cases withdrawn	7,565	3,509	1,562	835	598	811	964	797	596	99
Determinations made under the Dublin Convention / EU Dublin II Regulation	191	237	243	439	540	368	385	402	263	54
Unprocessable	586	-911	-20	1	0	-24	-1	0	0	0
Amendment/Adjustment							-4			
Total	15,201	8,641	7,121	5,682	4,784	4,152	4,581	3,908	2,192	374

It should be noted that the above figures refer to the year in which the recommendations were made, and not to the year in which the applications were lodged.

Table 4

Applications received and cases processed to completion which are subject to a Ministerial prioritisation directive under Section 12 of the Refugee Act 1996

Applications

Total applications for a declaration as a refugee 3

Recommendations

Recommendations to grant an applicant refugee status 0

Recommendation to refuse an applicant refugee status

▪ Where section 13(4)(b) applies 2

▪ Where section 13(5) applies 1

- Withdrawn 1

▪ Where section 13(2) applies - Deemed Withdrawn 1

- Total 2

▪ Where section 22(8) applies 0


▪ Determinations made under the EU Dublin II Regulation 0

Unprocessable 0

Total recommendations made 5


Table 5 - Applications for a declaration to be a refugee (top 5 nationalities)

Applications in 2011 (28/02)



Nationality	Applications	% of total
China	44	17.1
Pakistan	35	13.6
Nigeria	31	12.0
Zimbabwe	16	6.2
DR Congo	10	3.9
Others	122	47.3
Total	258	100.0

Applications in 2010 (28/02)



Nationality	Applications	% of total
Nigeria	78	21.4
Pakistan	41	11.2
China	33	9.0
Ghana	21	5.8
Afghanistan	17	4.7
Others	175	47.9
Total	365	100.0

Table 6 - Family Reunification Applications and Cases Processed

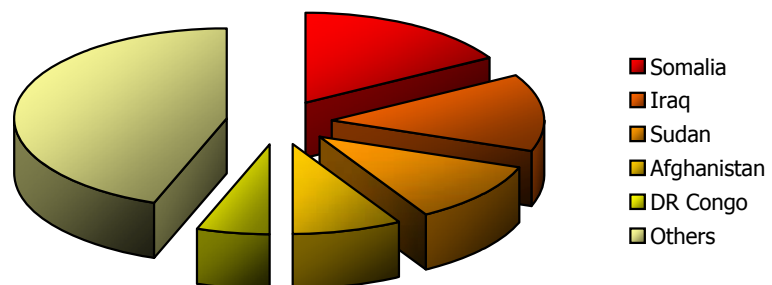
Monthly / Year-to-date activity	February		2011	
	Applications	Dependants	Applications	Dependants
Family Reunification applications received by ORAC	10	18	36	57
Cases commenced (questionnaire issued)	10	18	36	57
Cases processed to completion (report to Minister)	8	15	15	32

Overall activity

	2001 - 2011	
	Applications	Dependants
Family Reunification applications received to date	3,966	8,622
Total Family Reunification applications processed to date	3,772	8,288
Number of cases outstanding	194	334

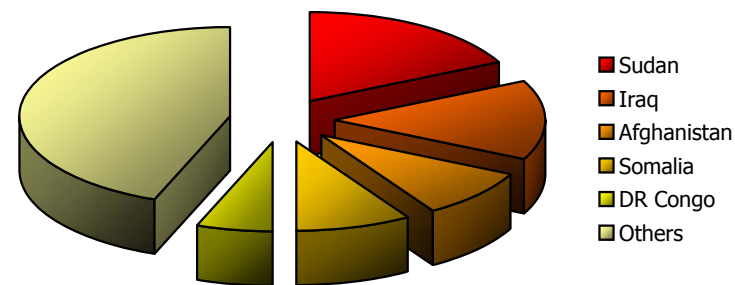
Table 7 - Family Reunification Applications [Top 5 Nationalities]

Applications in 2011 (28/02)



Nationality	Applications	% of total
Somalia	6	16.7
Iraq	5	13.9
Sudan	4	11.1
Afghanistan	3	8.3
DR Congo	2	5.6
Others	16	44.4
Total	36	100.0

Applications in 2010 (28/02)



Nationality	Applications	% of total
Sudan	12	17.6
Iraq	10	14.7
Afghanistan	6	8.8
Somalia	6	8.8
DR Congo	4	5.9
Others	30	44.1
Total	68	100.0