

---

# Office of the Refugee Applications Commissioner

---



[www.orac.ie](http://www.orac.ie)

## Monthly statistical report December, 2010

### Contents

#### Page 1

- Overview of applications

#### Page 2

- Activity breakdown for December, 2010

#### Page 3

- Cases processed to completion for 2002 to 2010

#### Page 4

- Applications received and cases processed to completion which are subject to a Ministerial Prioritisation Directive under section 12 of the Refugee Act, 1996.

#### Page 5

- Applications for asylum (top 5 nationalities)

#### Page 6

- Family Reunification breakdown

Table 1 - Activity from 20/11/2000

	Pre 2003	2003	2004	2005	2006	2007	2008	2009	2010	Total
<b>Applications</b>										
New applications for a declaration as a refugee	*11598	7,483	4,265	4,304	4,241	3,933	3,807	2,660	1,918	32,611
Re-applications for a declaration as a refugee	*36	417	501	19	73	52	59	29	21	1,171
<b>Total applications for a declaration as a refugee</b>	<b>*11634</b>	<b>7,900</b>	<b>4,766</b>	<b>4,323</b>	<b>4,314</b>	<b>3,985</b>	<b>3,866</b>	<b>2,689</b>	<b>1,939</b>	<b>33,782</b>
Balance of applications awaiting a recommendation from 17/11/00	9,427									
Applications received from 20/11/00	23,091	7,900	4,766	4,323	4,314	3,985	3,866	2,689	1,939	56,873
Decisions returned for processing	293	36	147	183	211	120	117	31	1	1,139
Previous DII determinations where transfer completed [Deemed Withdrawn S22(8)]	0	0	0	1	6	79	265	220	83	654
<b>No. of applications processed since 20/11/00</b>	<b>32,810</b>	<b>7,936</b>	<b>4,913</b>	<b>4,504</b>	<b>4,524</b>	<b>4,100</b>	<b>3,974</b>	<b>2,704</b>	<b>1,430</b>	<b>66,895</b>
<i>Unprocessable</i>	1	0	0	1	1	0	0	0	0	3
<b>No. of applications outstanding</b>	<b>0</b>	<b>0</b>	<b>0</b>	<b>1</b>	<b>0</b>	<b>5</b>	<b>9</b>	<b>16</b>	<b>510</b>	<b>541</b>

It should be noted that the above figures refer to the year in which the application was lodged and NOT to the year in which it was processed. These statistics reflect activity since the implementation of the Refugee Act 1996 (as amended) on 17/11/2000

**Processing of Outstanding Applications**

All adult applicants are scheduled for interview. In December 147 interviews were scheduled. Excluding interviews postponed, applicants attended in 88.7% of cases.

**Decisions Returned for Processing**

These are EU Dublin II Regulation cases in which their transfers have expired and which have therefore been returned to ORAC for further processing.

The total number of cases returned for processing in 2010 is 124 as at 31<sup>st</sup> of December.

\*2002 only

Table 2 - Activity breakdown for December 2010

**Applications**

New applications for a declaration as a refugee	122
Re-applications for a declaration as a refugee	3
<b>Total applications for a declaration as a refugee</b>	<b>125</b>

**Recommendations**

Recommendations to grant an applicant refugee status	0
Recommendation to refuse an applicant refugee status	
▪ Where section 13(4)(b) applies	46
▪ Where section 13(5) applies	33
	- Withdrawn 2
▪ Where section 13(2) applies	- Deemed Withdrawn 28
	- Total 30
▪ Where section 22(8) applies	1
▪ Determinations made under the EU Dublin II Regulation	13
Unprocessable	0
Amendment / Adjustment	0
<b>Total recommendations made</b>	<b>123</b>

**Additional cases**

Cases returned for processing	5
Decisions withdrawn/reviewed	0
Previous DII determinations where transfer completed [Deemed Withdrawn s.22(8)]	1
<b>Total additional cases</b>	<b>6</b>

**Table 3 - Cases Processed to Completion [2002 to 2010 (31/12)]**

	2002	2003	2004	2005	2006	2007	2008	2009	2010
Positive recommendations	894	345	430	455	397	376	295	97	24
Negative recommendations following interview	5,965	5,461	4,906	3,952	3,249	2,621	2,942	2,612	1,309
Other negative recommendations and cases withdrawn	7,565	3,509	1,562	835	598	811	964	797	596
Determinations made under the Dublin Convention / EU Dublin II Regulation	191	237	243	439	540	368	385	402	263
Unprocessable	586	-911	-20	1	0	-24	-1	0	0
Amendment/Adjustment							-4		
<b>Total</b>	<b>15,201</b>	<b>8,641</b>	<b>7,121</b>	<b>5,682</b>	<b>4,784</b>	<b>4,152</b>	<b>4,581</b>	<b>3,908</b>	<b>2,192</b>

It should be noted that the above figures refer to the year in which the recommendations were made, and not to the year in which the applications were lodged.

Table 4

Applications received and cases processed to completion which are subject to a Ministerial prioritisation directive under Section 12 of the Refugee Act 1996

**Applications**


**Total applications for a declaration as a refugee 7**

**Recommendations**

Recommendations to grant an applicant refugee status	0
Recommendation to refuse an applicant refugee status	
▪ Where section 13(4)(b) applies	0
▪ Where section 13(5) applies	3
▪ Where section 13(2) applies	
	- Withdrawn 1
	- Deemed Withdrawn 1
	- Total 2
▪ Where section 22(8) applies	0
▪ Determinations made under the EU Dublin II Regulation	0
Unprocessable	0
<b><u>Total recommendations made</u></b>	<b>5</b>

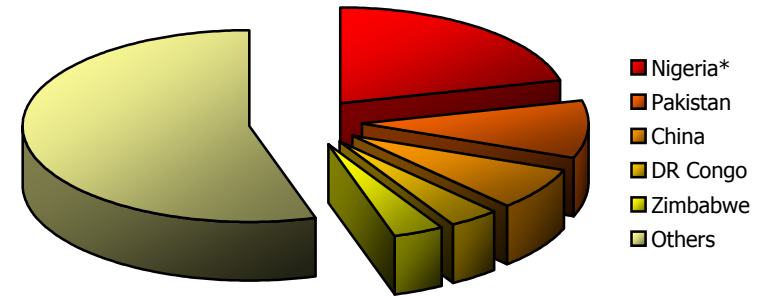
Table 5 - Applications for a declaration to be a refugee (top 5 nationalities)

Applications in 2010



Nationality	Applications	% of total
Nigeria	387	20.0
China	228	11.8
Pakistan	200	10.3
DR Congo	71	3.7
Afghanistan	69	3.6
Others	984	50.7
<b>Total</b>	<b>1,939</b>	<b>100.0</b>

Applications in 2009



Nationality	Applications	% of total
Nigeria*	570	21.2
Pakistan	257	9.6
China	194	7.2
DR Congo	102	3.8
Zimbabwe	91	3.4
Others	1,475	54.9
<b>Total</b>	<b>2,689</b>	<b>100.0</b>

\* the online December 2009 report shows 569 applications for Nigeria. One application was subsequently amended in 2010 to Nigeria, increasing the figure to 570.

**Table 6 - Family Reunification Applications and Cases Processed**

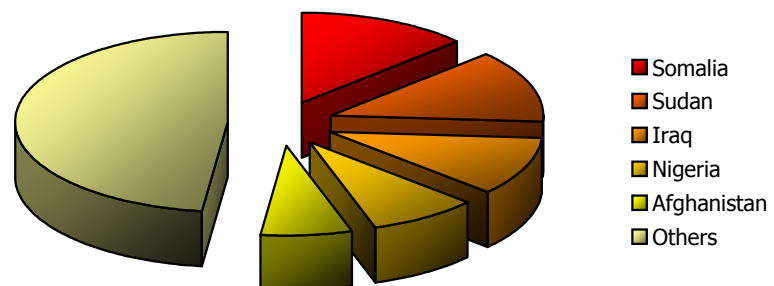
Monthly / Year-to-date activity	December		2010	
	Applications	Dependants	Applications	Dependants
Family Reunification applications received by ORAC	11	18	323	581
Cases commenced (questionnaire issued)	11	18	317	576
Cases processed to completion (report to Minister)	5	5	260	493

Overall activity

	2001 - 2010	
	Applications	Dependants
Family Reunification applications received to date	3,930	8,565
Total Family Reunification applications processed to date	3,753	8,252
Number of cases outstanding	177	313


**Table 7 - Family Reunification Applications [Top 5 Nationalities]**

Applications in 2010



Nationality	Applications	% of total
Somalia	42	13.0
Sudan	42	13.0
Iraq	34	10.5
Nigeria	27	8.4
Afghanistan	23	7.1
Others	155	48.0
<b>Total</b>	<b>323</b>	<b>100.0</b>

Applications in 2009



Nationality	Applications	% of total
Sudan	66	14.7
Iraq	54	12.0
Somalia	50	11.1
Nigeria	41	9.1
Cameroon	22	4.9
Others	217	48.2
<b>Total</b>	<b>450</b>	<b>100.0</b>