

---

# Office of the Refugee Applications Commissioner

---



[www.orac.ie](http://www.orac.ie)

## Monthly statistical report October, 2010

### Contents

#### Page 1

- Overview of applications

#### Page 2

- Activity breakdown for October, 2010

#### Page 3

- Cases processed to completion for 2002 to 2010

#### Page 4

- Applications received and cases processed to completion which are subject to a Ministerial Prioritisation Directive under section 12 of the Refugee Act, 1996.

#### Page 5

- Applications for asylum (top 5 nationalities)

#### Page 6

- Family Reunification breakdown

Table 1 - Activity from 20/11/2000

	Pre 2003	2003	2004	2005	2006	2007	2008	2009	2010	Total
<b>Applications</b>										
New applications for a declaration as a refugee	*11598	7,483	4,265	4,304	4,241	3,933	3,807	2,660	1,643	32,336
Re-applications for a declaration as a refugee	*36	417	501	19	73	52	59	29	17	1,167
<b>Total applications for a declaration as a refugee</b>	<b>*11634</b>	<b>7,900</b>	<b>4,766</b>	<b>4,323</b>	<b>4,314</b>	<b>3,985</b>	<b>3,866</b>	<b>2,689</b>	<b>1,660</b>	<b>33,503</b>
Balance of applications awaiting a recommendation from 17/11/00	9,427									
Applications received from 20/11/00	23,091	7,900	4,766	4,323	4,314	3,985	3,866	2,689	1,660	56,594
Decisions returned for processing	293	36	146	183	211	120	116	17	1	1,123
Previous DII determinations where transfer completed [Deemed Withdrawn S22(8)]	0	0	0	1	6	79	265	219	73	643
<b>No. of applications processed since 20/11/00</b>	<b>32,810</b>	<b>7,936</b>	<b>4,912</b>	<b>4,504</b>	<b>4,524</b>	<b>4,097</b>	<b>3,969</b>	<b>2,676</b>	<b>1,183</b>	<b>66,611</b>
<i>Unprocessable</i>	1	0	0	1	1	0	0	0	0	3
<b>No. of applications outstanding</b>	<b>0</b>	<b>0</b>	<b>0</b>	<b>1</b>	<b>0</b>	<b>8</b>	<b>13</b>	<b>30</b>	<b>478</b>	<b>530</b>

It should be noted that the above figures refer to the year in which the application was lodged and NOT to the year in which it was processed. These statistics reflect activity since the implementation of the Refugee Act 1996 (as amended) on 17/11/2000

**Processing of Outstanding Applications**

All adult applicants are scheduled for interview. In October 213 interviews were scheduled. Excluding interviews postponed, applicants attended in 75.6% of cases.

**Decisions Returned for Processing**

These are EU Dublin II Regulation cases in which their transfers have expired and which have therefore been returned to ORAC for further processing.

The total number of cases returned for processing in 2010 is 108 as at 31<sup>st</sup> of October.

\*2002 only

Table 2 - Activity breakdown for October 2010

**Applications**

New applications for a declaration as a refugee	141
Re-applications for a declaration as a refugee	2
<b>Total applications for a declaration as a refugee</b>	<b>143</b>

**Recommendations**

Recommendations to grant an applicant refugee status	2
Recommendation to refuse an applicant refugee status	
▪ Where section 13(4)(b) applies	46
▪ Where section 13(5) applies	35
	- Withdrawn 24
▪ Where section 13(2) applies	- Deemed Withdrawn 35
	- Total 59
▪ Where section 22(8) applies	2
▪ Determinations made under the EU Dublin II Regulation	10
Unprocessable	0
Amendment / Adjustment	0
<b>Total recommendations made</b>	<b>154</b>

**Additional cases**

Cases returned for processing	11
Decisions withdrawn/reviewed	9
Previous DII determinations where transfer completed [Deemed Withdrawn s.22(8)]	2
<b>Total additional cases</b>	<b>22</b>

**Table 3 - Cases Processed to Completion [2002 to 2010 (31/10)]**

	2002	2003	2004	2005	2006	2007	2008	2009	2010 (31/10)
Positive recommendations	894	345	430	455	397	376	295	97	23
Negative recommendations following interview	5,965	5,461	4,906	3,952	3,249	2,621	2,942	2,612	1,144
Other negative recommendations and cases withdrawn	7,565	3,509	1,562	835	598	811	964	797	495
Determinations made under the Dublin Convention / EU Dublin II Regulation	191	237	243	439	540	368	385	402	232
Unprocessable	586	-911	-20	1	0	-24	-1	0	0
Amendment/Adjustment							-4		
<b>Total</b>	<b>15,201</b>	<b>8,641</b>	<b>7,121</b>	<b>5,682</b>	<b>4,784</b>	<b>4,152</b>	<b>4,581</b>	<b>3,908</b>	<b>1,894</b>

It should be noted that the above figures refer to the year in which the recommendations were made, and not to the year in which the applications were lodged.

Table 4

Applications received and cases processed to completion which are subject to a Ministerial prioritisation directive under Section 12 of the Refugee Act 1996

**Applications**


**Total applications for a declaration as a refugee 0**

**Recommendations**

Recommendations to grant an applicant refugee status	0
Recommendation to refuse an applicant refugee status	
▪ Where section 13(4)(b) applies	0
▪ Where section 13(5) applies	4
▪ Where section 13(2) applies	
	- Withdrawn 0
	- Deemed Withdrawn 3
	- Total 3
▪ Where section 22(8) applies	1
▪ Determinations made under the EU Dublin II Regulation	0
Unprocessable	0
<b>Total recommendations made</b>	<b>8</b>


**Table 5 - Applications for a declaration to be a refugee (top 5 nationalities)**

Applications in 2010 [as at 31 Oct 2010]



Nationality	Applications	% of total
Nigeria	329	19.8
China	187	11.3
Pakistan	170	10.2
Afghanistan	58	3.5
DR Congo	55	3.3
Others	861	51.9
<b>Total</b>	<b>1,660</b>	<b>100.0</b>

Applications in 2009 [as at 31 Oct 2009]



Nationality	Applications	% of total
Nigeria	499	21.2
Pakistan	216	9.2
China	168	7.1
DR Congo	91	3.9
Moldova	79	3.4
Others	1,299	55.2
<b>Total*</b>	<b>2,352</b>	<b>100.0</b>

\* The October 2009 online report shows 2,354 applications. Two applications made in July were subsequently removed in December 2009. Therefore the above figure of 2,352 is correct.

**Table 6 - Family Reunification Applications and Cases Processed**

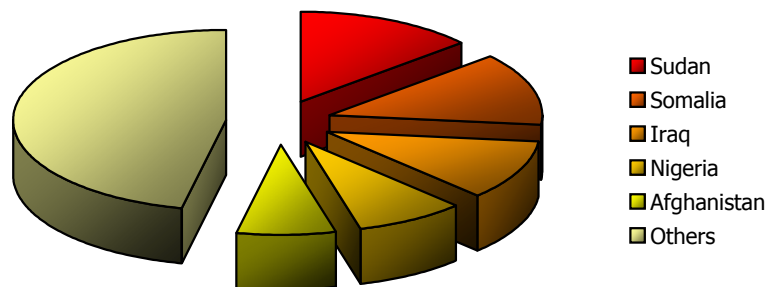
Monthly / Year-to-date activity	October		2010	
	Applications	Dependants	Applications	Dependants
Family Reunification applications received by ORAC	26	33	294	540
Cases commenced (questionnaire issued)	26	33	288	535
Cases processed to completion (report to Minister)	2	2	253	487

Overall activity

	2001 - 2010	
	Applications	Dependants
Family Reunification applications received to date	3,901	8,524
Total Family Reunification applications processed to date	3,746	8,246
Number of cases outstanding	155	278


**Table 7 - Family Reunification Applications [Top 5 Nationalities]**

Applications in 2010 [as at 31 Oct 2010]



Nationality	Applications	% of total
Sudan	40	13.6
Somalia	38	12.9
Iraq	32	10.9
Nigeria	25	8.5
Afghanistan	22	7.5
Others	137	46.6
<b>Total</b>	<b>294</b>	<b>100.0</b>

Applications in 2009 [as at 31 Oct 2009]



Nationality	Applications	% of total
Sudan	50	13.6
Somalia	47	12.8
Iraq	43	11.7
Nigeria	31	8.4
Cameroon	21	5.7
Others	176	47.8
<b>Total</b>	<b>368</b>	<b>100.0</b>