

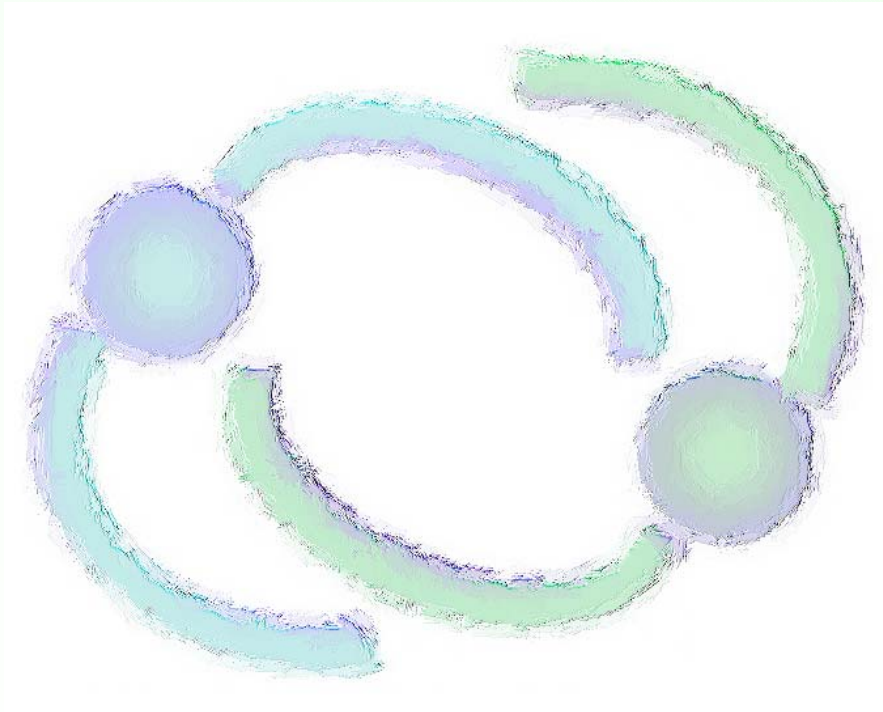
# Office of the Refugee Applications Commissioner

## Monthly statistics

*September, 2009 issue*

### Tables

1. Overview of applications.
2. Activity breakdown for September, 2009.
3. Cases Processed to completion for 2002 to 2009.
4. Applications received and cases processed to completion which are subject to a Ministerial Prioritisation Directive under Section 12 of the Refugee Act.
5. Applications for Asylum (top 5 nationalities).
6. Family Reunification breakdown.
7. Family Reunification (top 5 nationalities).



Contact:  
RAC\_oracstats@orac.ie

**Asylum Applications. The Office of the Refugee Applications Commissioner.  
Activity from 20/11/2000**

Table 1

	Pre 2003	2003	2004	2005	2006	2007	2008	2009	Total
<b>Applications</b>									
No. of new applications for a declaration as a refugee	*11598	7483	4265	4304	4241	3933	3807	2124	
No of re-applications for a declaration as a refugee	*36	417	501	19	73	52	59	27	
<b>Total No. of applications for a declaration as a refugee</b>	<b>*11634</b>	<b>7900</b>	<b>4766</b>	<b>4323</b>	<b>4314</b>	<b>3985</b>	<b>3866</b>	<b>2151</b>	
Balance of applications awaiting a recommendation from 17/11/00	9,427								<b>9427</b>
Applications received from 20/11/00	23091	7900	4766	4323	4314	3985	3866	2151	<b>54396</b>
Decisions returned for processing	293	36	146	180	208	113	14	0	<b>990</b>
Previous DII determinations where transfer completed [Deemed Withdrawn S22(8)]	0	0	0	0	6	79	262	112	<b>459</b>
<b>No. of applications processed since 20/11/00</b>	<b>32,810</b>	<b>7,936</b>	<b>4,911</b>	<b>4,501</b>	<b>4,525</b>	<b>4,165</b>	<b>4,064</b>	<b>1,678</b>	<b>64,590</b>
<i>Unprocessable</i>	<i>1</i>	<i>0</i>	<i>0</i>	<i>1</i>	<i>1</i>	<i>0</i>	<i>0</i>	<i>0</i>	<b>3</b>
<b>No. of applications outstanding</b>	<b>0</b>	<b>0</b>	<b>1</b>	<b>1</b>	<b>2</b>	<b>12</b>	<b>78</b>	<b>585</b>	<b>679</b>

It should be noted that the above figures refer to the year in which the application was lodged and NOT to the year in which it was processed. These statistics reflect activity since the implementation of the Refugee Act 1996 (as amended) on 17/11/2000

**Processing of Outstanding Applications**

All adult applicants are scheduled for interview. In September, 352 interviews were scheduled. Excluding interviews postponed, applicants attended in 87.7% of cases.

**Decisions Returned for Processing**

These are EU Dublin II Regulation cases in which their transfers have expired and which have therefore been returned to ORAC for further processing.

The total number of cases returned for processing in 2009 is 100 as at 30th of September.

\*2002 only

## Activity breakdown for September 2009

Table 2

<b>Total Applications for a declaration as a refugee</b>	<b><u>197</u></b>
<i>New applications for a declaration as a refugee</i>	197
<i>Re-applications for a declaration as a refugee</i>	0
<b>Total Cases Completed</b>	<b><u>327</u></b>
<u>These are broken down as follows:</u>	
<i>Recommendations to declare applicant to be a refugee</i>	3
<u>Recommendation to refuse applicant a declaration to be a refugee:</u>	
> <i>Where Section 13(4)(b) applies</i>	128
> <i>Where Section 13(5) applies</i>	90
> <u>Where Section 13(2) applies</u>	
- <i>Withdrawn</i>	7
- <i>Deemed Withdrawn</i>	39
> <i>Where Section 22(8) applies</i>	23
<i>Determinations made under the EU Dublin II Regulation</i>	37
<i>Unprocessable</i>	0
<i>Amendment / Adjustment</i>	0
<b>Total additional cases</b>	<b><u>36</u></b>
<i>Cases returned for processing</i>	6
<i>Decisions withdrawn/reviewed</i>	7
<i>Previous DII determinations where transfer completed (Deemed Withdrawn S22(8))</i>	23

Table 3

### Cases Processed to Completion 2002 to 2009 (30/09)

	2002	2003	2004	2005	2006	2007	2008	2009 (30/09)
<b>Positive recommendations</b>	894	345	430	455	397	376	295	71*
<b>Negative recommendations following Interview</b>	5965	5461	4906	3952	3249	2621	2942	2073
<b>Other Negative Recommendations and Cases Withdrawn</b>	7565	3509	1562	835	598	811	964	631
<b>Determinations made under the Dublin Convention / EU Dublin II Regulation</b>	191	237	243	439	540	368 (5)	385	289
<b>Unprocessable</b>	586	-911	-20	1	0	-24	-1	0
<i>Amendment/Adjustment</i>							-4	0
<b>Total</b>	15,201	8,641	7,121	5,682	4,784	4,152	4,581	3,064

It should be noted that these recommendations refer to the year in which the recommendations were made and NOT to the year in which the applications were lodged.

(Determinations made under Dublin Convention/ Dublin Regulation under Article 4.3 not previously included as child born after parent's determination.)

\* 6 cases granted in April have been revoked after further investigation.

Table 4

**Applications received and cases processed to completion which are subject to a Ministerial prioritisation directive under Section 12 of the Refugee Act 1996**

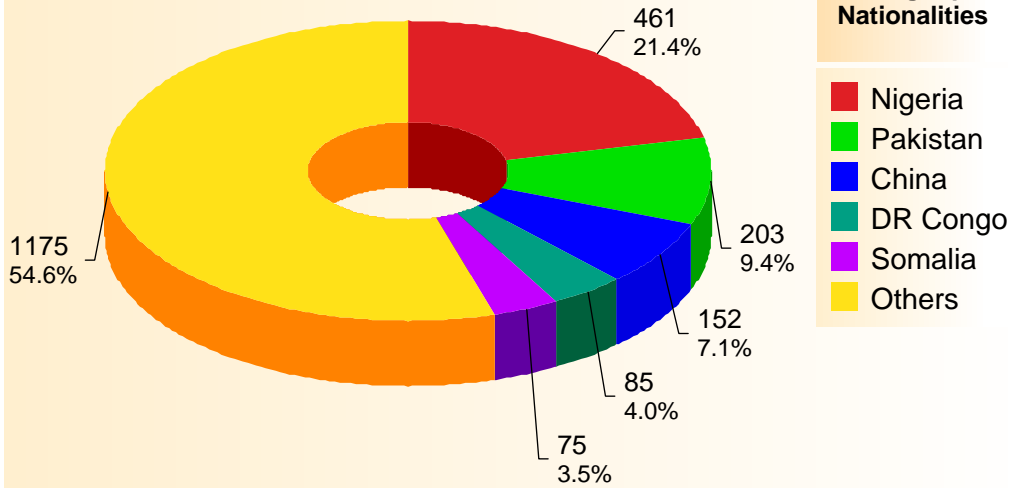
	September
<b><u>Applications for a declaration as a refugee</u></b>	<b><u>41</u></b>
<b><u>Cases Completed</u></b>	<b><u>50</u></b>
<i>These are broken down as follows:</i>	
Recommendations to declare applicant to be a refugee	0
Recommendation to refuse applicant a declaration to be a refugee where Section 13(4) B applies	27
Recommendation to refuse applicant a declaration to be a refugee where Section 13(5) applies	13
Recommendation to refuse applicant a declaration to be a refugee where Section 13(2) applies:	
- Withdrawn	0
- Deemed withdrawn	2
Recommendation to refuse applicant a declaration to be a refugee where Section 22(8) applies:	4
Determinations made under the EU Dublin II Regulation	4
Unprocessable	0

Applications for a declaration to be a refugee as at (30/09)

Table 5

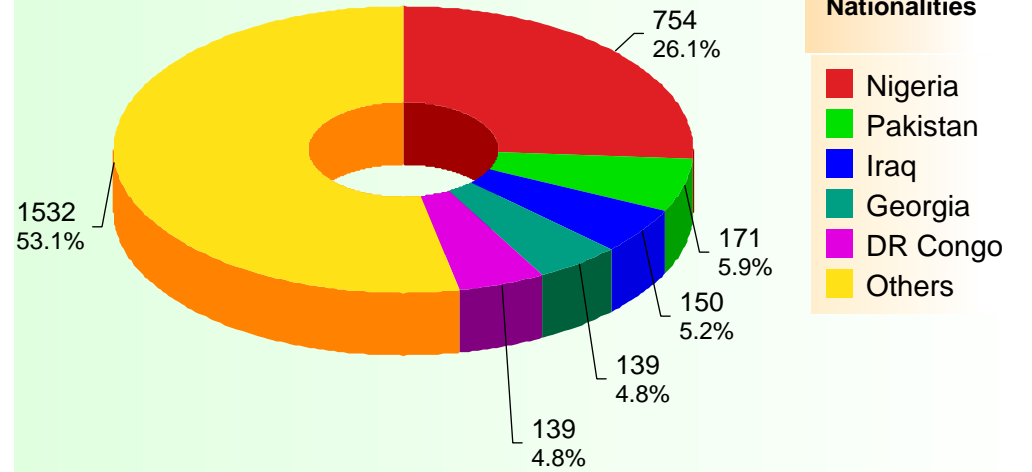
2009 as at end September

Total: 2151



Same period for 2008

Total: 2885



**Family Reunification Applications and Cases Processed.**

**Table 6**

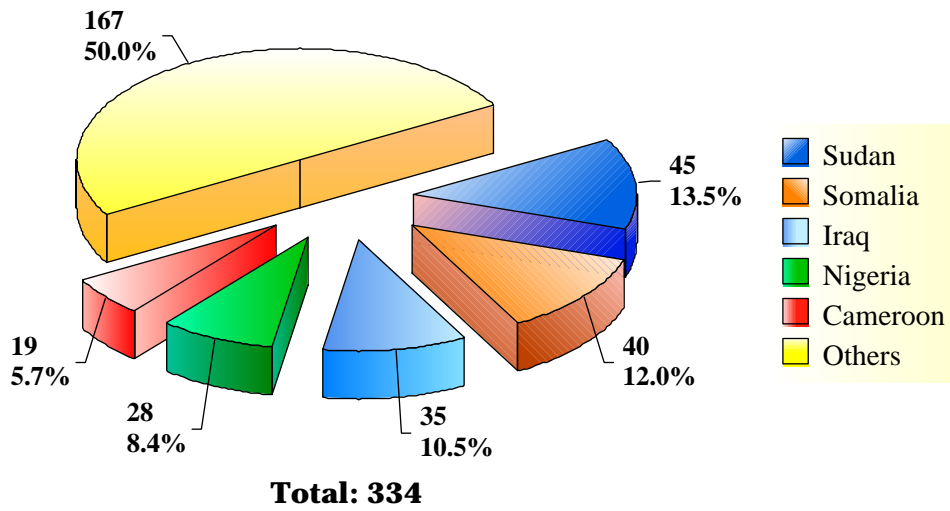
	<b>September</b>		<b>2009</b>	
	Applications	Dependants	Applications	Dependants
Number of Family Reunification applications received by ORAC	31	55	334	692
Number of cases commenced (questionnaire issued)	31	55	337	697
Number of cases processed to completion (report to Minister)	42	109	345	716

**Family Reunification Applications and Cases Processed.**

	<b>2001 - 2009</b>	
	Applications	Dependants
Number of Family Reunification applications received to date	3512	7778
Total Number of family reunification applications processed to date	3348	7458
Number of cases outstanding	164	320

Family Reunification Applications - Top 5 Nationalities

Top 5 Nationalities 2009 (30/09)



Top 5 Nationalities Same Period 2008

