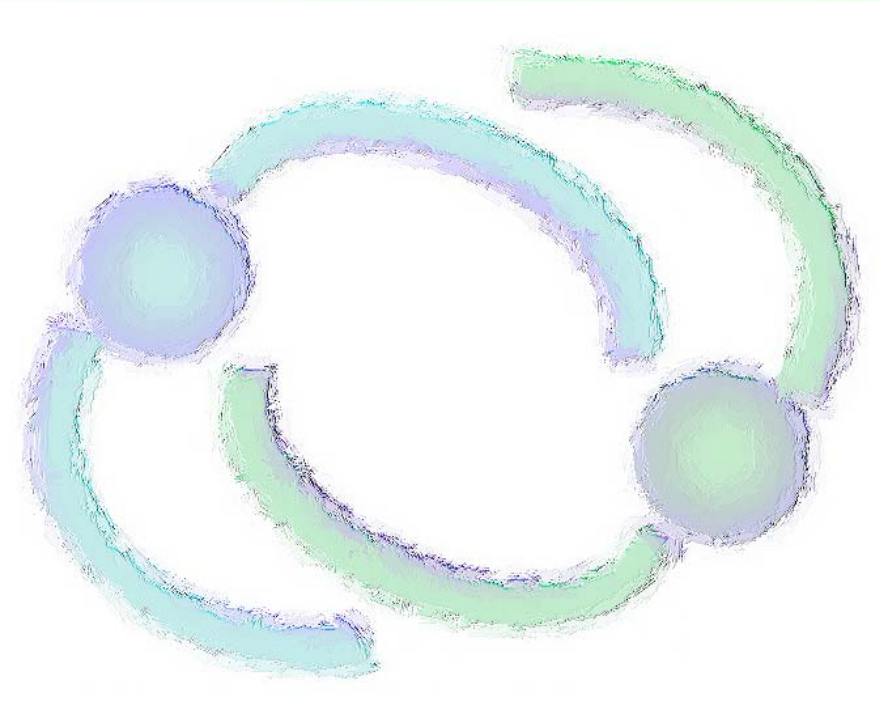


Office of the Refugee Applications Commissioner

Monthly statistics

March, 2009 issue



Tables

1. Overview of applications.
2. Activity breakdown for March, 2009.
3. Cases Processed to completion for 2002 to 2009.
4. Applications received and cases processed to completion which are subject to a Ministerial Prioritisation Directive under Section 12 of the Refugee Act.
5. Applications for ssylum (top 5 nationalities).
6. Family Reunification breakdown.
7. Family Reunification (top 5 nationalities).

**Asylum Applications. The Office of the Refugee Applications Commissioner.
Activity from 20/11/2000**

Table 1

	Pre 2003	2003	2004	2005	2006	2007	2008	2009	Total
Applications									
No. of new applications for a declaration as a refugee	*11598	7483	4265	4304	4241	3933	3807	790	
No of re-applications for a declaration as a refugee	*36	417	501	19	73	52	59	4	
Total No. of applications for a declaration as a refugee	*11634	7900	4766	4323	4314	3985	3866	794	
Balance of applications awaiting a recommendation from 17/11/00	9,427								9427
Applications received from 20/11/00	23091	7900	4766	4323	4314	3985	3866	794	53039
Decisions returned for processing	293	36	145	178	206	66	0	0	924
Previous DII determinations where transfer completed [Deemed Withdrawn S22(8)]	0	0	0	0	6	77	229	13	325
No. of applications processed since 20/11/00	32,810	7,936	4,907	4,498	4,516	4,111	3,698	223	62,699
<i>Unprocessable</i>	<i>1</i>	<i>0</i>	<i>0</i>	<i>1</i>	<i>1</i>	<i>0</i>	<i>0</i>	<i>0</i>	3
No. of applications outstanding	0	0	4	2	9	17	397	584	1,013

It should be noted that the above figures refer to the year in which the application was lodged and NOT to the year in which it was processed. These statistics reflect activity since the implementation of the Refugee Act 1996 (as amended) on 17/11/2000

Processing of Outstanding Applications

All adult applicants are scheduled for interview. In March, 426 interviews were scheduled. Excluding interviews postponed, applicants attended in 84.1% of cases.

Decisions Returned for Processing

These are EU Dublin II Regulation cases in which their transfers have expired and which have therefore been returned to ORAC for further processing.

The total number of cases returned for processing in 2009 is 34 as at 31st of March.

*2002 only

Activity breakdown for March, 2009

Table 2

Total Applications for a declaration as a refugee	<u>270</u>
<i>New applications for a declaration as a refugee</i>	268
<i>Re-applications for a declaration as a refugee</i>	2
Total Cases Completed	<u>384</u>
<u>These are broken down as follows:</u>	
<i>Recommendations to declare applicant to be a refugee</i>	22
<u>Recommendation to refuse applicant a declaration to be a refugee:</u>	
> <i>Where Section 13(4)(b) applies</i>	190
> <i>Where Section 13(5) applies</i>	57
> <u>Where Section 13(2) applies</u>	
- <i>Withdrawn</i>	4
- <i>Deemed Withdrawn</i>	63
> <i>Where Section 22(8) applies</i>	17
<i>Determinations made under the EU Dublin II Regulation</i>	31
<i>Unprocessable</i>	0
<i>Amendment / Adjustment</i>	0
Total additional cases	<u>62</u>
<i>Cases returned for processing</i>	24
<i>Decisions withdrawn/reviewed</i>	21
<i>Previous DII determinations where transfer completed (Deemed Withdrawn S22(8))</i>	17

Table 3

Cases Processed to Completion 2002 to 2009 (31/03)

	2002	2003	2004	2005	2006	2007	2008	2009 (31/03)
Positive recommendations	894	345	430	455	397	376	295	38
Negative recommendations following Interview	5965	5461	4906	3952	3249	2621	2942	778
Other Negative Recommendations and Cases Withdrawn	7565	3509	1562	835	598	811	964	215
Determinations made under the Dublin Convention / EU Dublin II Regulation	191	237	243	439	540	368 (5)	385	87
Unprocessable	586	-911	-20	1	0	-24	-1	0
<i>Amendment/Adjustment</i>							-4	0
Total	15,201	8,641	7,121	5,682	4,784	4,152	4,581	1,118

It should be noted that these recommendations refer to the year in which the recommendations were made and NOT to the year in which the applications were lodged.

(Determinations made under Dublin Convention/ Dublin Regulation under Article 4.3 not previously included as child born after parent's determination.)

Table 4

Applications received and cases processed to completion which are subject to a Ministerial prioritisation directive under Section 12 of the Refugee Act 1996

	March
<u>Applications for a declaration as a refugee</u>	<u>66</u>
<u>Cases Completed</u>	<u>100</u>
<i>These are broken down as follows:</i>	
Recommendations to declare applicant to be a refugee	0
Recommendation to refuse applicant a declaration to be a refugee where Section 13(4) B applies	62
Recommendation to refuse applicant a declaration to be a refugee where Section 13(5) applies	18
Recommendation to refuse applicant a declaration to be a refugee where Section 13(2) applies:	
- Withdrawn	2
- Deemed withdrawn	1
Recommendation to refuse applicant a declaration to be a refugee where Section 22(8) applies:	6
Determinations made under the EU Dublin II Regulation	11
Unprocessable	0

Applications for a declaration to be a refugee as at (31/03)

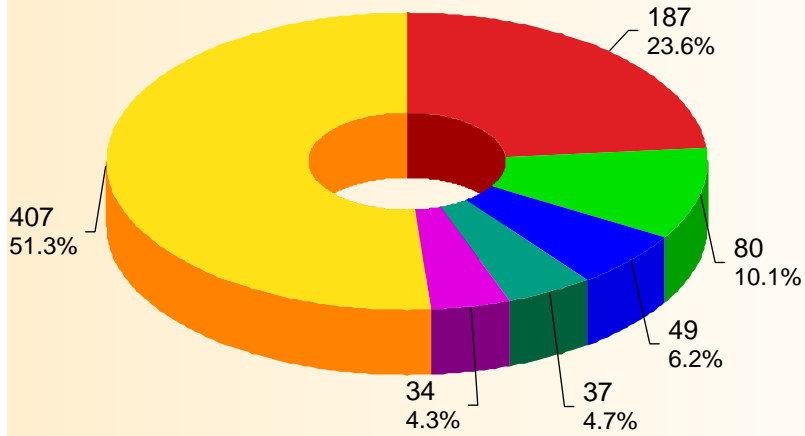
Table 5

2009 as at end March

Total: 794

Listing top 5 Nationalities

- Nigeria
- Pakistan
- China
- Zimbabwe
- DR Congo
- Others

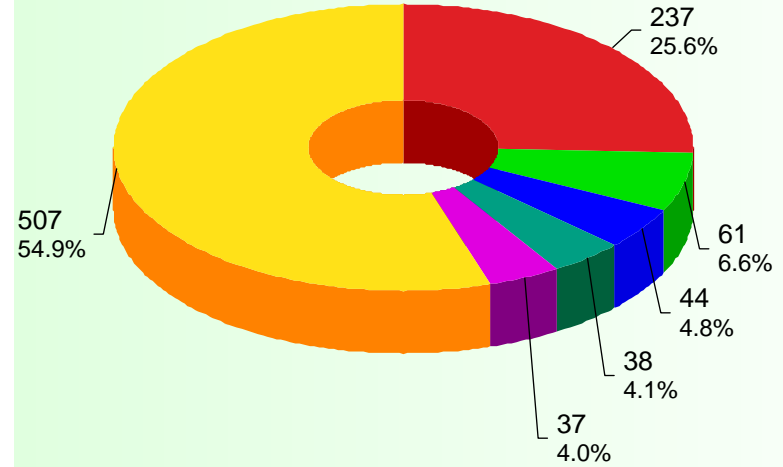


Same period for 2008

Total: 924

Listing top 5 Nationalities

- Nigeria
- Iraq
- DR Congo
- Somalia
- Pakistan
- Others



Family Reunification Applications and Cases Processed.

Table 6

	March		2009	
	Applications	Dependants	Applications	Dependants
Number of Family Reunification applications received by ORAC	30	42	102	186
Number of cases commenced (questionnaire issued)	30	42	105	191
Number of cases processed to completion (report to Minister)	31	66	104	219

Family Reunification Applications and Cases Processed.

	2001 - 2009	
	Applications	Dependants
Number of Family Reunification applications received to date	3265	7260
Total Number of family reunification applications processed to date	3107	6963
Number of cases outstanding	158	297

Please note:

The Top 5 Nationalities graph is not available as only Sudan (18) and Iraq (13) have an application figure that exceeds 10 so far in 2009. We do not release individual figures where the figure is less than 10.